



THE BANK OF NEW YORK MELLON.

TRDNV5 NV5F00030102 MONTHLY FINAL 173012

2011-04-30 CYCLE A 00:02:32 RUN DATE: 12-MAY-11

STATEMENT OF NET ASSETS AVAILABLE FOR BENEFITS
30 APRIL 2011

PAGE: 1
NA100

NV5 F000301
NV RBIF-RETIRMT BENFITS INV FD
RBIF-TMWA

ASSETS

INVESTMENTS:
COST

\$ 6,140,121.13

\$ 6,140,121.13

TOTAL ASSETS

6,140,121.13

LIABILITIES

TOTAL LIABILITIES

0.00

NET ASSETS

\$ 6,140,121.13



THE BANK OF NEW YORK MELLON.

TRDNV5 NV5F00030102 MONTHLY FINAL 173012

2011-04-30 CYCLE A 00:02:32 RUN DATE: 12-MAY-11

NV5 F000301
NV RBIF-RETIRMT BENFITS INV FD
RBIF-TMWA

INVESTMENT DETAIL

30 APRIL 2011

PAGE: 1

M1101

<u>SHARES/ PAR VALUE</u>	<u>SECURITY DESCRIPTION</u>	<u>COST</u>	<u>PRICE</u>	<u>MARKET VALUE</u>	<u>UNREALIZED GAIN/LOSS</u>
<u>INVESTMENTS UNIT OF PARTICIPATION</u>					
6,140,121.1300	RBIF PARTICIPATION UNIT	6,140,121.13	1.0000	6,140,121.13	0.00
TOTAL INVESTMENTS UNIT OF PARTICIPATION		6,140,121.13		6,140,121.13	0.00
TOTAL INVESTMENT		6,140,121.13		6,140,121.13	0.00



THE BANK OF NEW YORK MELLON.

TRDNV5 NV5F00030102 MONTHLY FINAL 173012

2011-04-30 CYCLE A 00:02:32 RUN DATE: 12-MAY-11

NV5 F000301
NV RBIF-RETIRMT BENFITS INV FD
RBIF-TMWASTATEMENT OF CHANGE IN NET ASSETS AVAILABLE FOR BENEFIT \$
30 APRIL 2011PAGE: 1
NC100

	CURRENT PERIOD		YEAR TO DATE	
	01-APR-11	30-APR-11	01-JUL-10	30-APR-11
NET ASSETS - BEGINNING OF PERIOD	\$	5,958,667.23	\$	4,914,463.02
RECEIPTS:				
MASTER TRUST INVESTMENT GAIN/LOSS	\$	0.00	\$	15.66
MT CHANGE IN UNREALIZED APPRECIATION		166,172.60		872,896.02
MASTER TRUST CHANGE IN REALIZED G/L		583.82		138,499.87
MASTER TRUST INTEREST INCOME EARNED		7,214.00		36,496.25
MASTER TRUST DIVIDEND INCOME EARNED		7,605.80		81,248.21
MASTER TRUST ADMIN EXPENSES		122.32-		3,497.90-
		<u>181,453.90</u>		<u>1,125,658.11</u>
INVESTMENT INCOME TOTAL		<u>181,453.90</u>		<u>1,125,658.11</u>
DISBURSEMENTS:				
CASH FLOWS IN/OUT		0.00		100,000.00-
		<u>0.00</u>		<u>100,000.00-</u>
TOTAL DISBURSEMENTS		<u>0.00</u>		<u>100,000.00-</u>
NET ASSETS - END OF PERIOD	\$	<u>6,140,121.13</u>	\$	<u>6,140,121.13</u>



THE BANK OF NEW YORK MELLON.

TRDNV5 NV5F00030102 MONTHLY FINAL 173012

2011-04-30 CYCLE A 00:02:32 RUN DATE: 12-MAY-11

NV5 F000301
NV RBIF-RETIRMT BENFITS INV FD
RBIF-TMWATRANSACTION REPORT
FOR THE PERIOD 01 APRIL 2011 THROUGH 30 APRIL 2011PAGE: 1
M2572I

TRAN CODE	EFFECTIVE/ CONTRACTUAL/ SETTLEMENT DATE	SECURITY DESCRIPTION (LOCAL CURR/SETTLE CURR)	SHARES PAR VALUE	TRADE DATE BASE AMOUNT	INVESTMENT BASE COST	REALIZED GAIN/LOSS IN BASE CURRENCY
--------------	--	--	---------------------	---------------------------	-------------------------	---

RECEIPTS AND DISBURSEMENT TRANSACTIONS

MASTER TRUST INVESTMENT GAIN/LOSS

MASTER TRUST CHANGE IN UNREALIZED APPRECIATION

U.S. DOLLAR

SD	29-APR-11	RBIF PARTICIPATION UNIT	166,172.600	0.00	166,172.60	
	29-APR-11	UNREALIZED GAIN/LOSS FOR PERIOD ENDED 04/29/11				

MASTER TRUST CHANGE IN REALIZED GAIN/LOSS

SD	29-APR-11	RBIF PARTICIPATION UNIT	583.820	0.00	583.82	
	29-APR-11	REALIZED GAIN/LOSS FOR PERIOD ENDED 04/29/11				

MASTER TRUST INTEREST INCOME EARNED

SD	29-APR-11	RBIF PARTICIPATION UNIT	7,214.000	0.00	7,214.00	
	29-APR-11	INTEREST INCOME FOR PERIOD ENDED 04/29/11				

MASTER TRUST DIVIDEND INCOME EARNED

SD	29-APR-11	RBIF PARTICIPATION UNIT	7,605.800	0.00	7,605.80	
	29-APR-11	DIVIDEND INCOME FOR PERIOD ENDED 04/29/11				



THE BANK OF NEW YORK MELLON.

TRDNV5 NV5F00030102 MONTHLY FINAL 173012

2011-04-30 CYCLE A 00:02:32 RUN DATE: 12-MAY-11

NV5 F000301
NV RBIF-RETIRMT BENFITS INV FD
RBIF-TMWATRANSACTION REPORT
FOR THE PERIOD 01 APRIL 2011 THROUGH 30 APRIL 2011PAGE: 2
M2572I

<u>TRAN CODE</u>	<u>EFFECTIVE/ CONTRACTUAL/ SETTLEMENT DATE</u>	<u>SECURITY DESCRIPTION (LOCAL CURR/SETTLE CURR)</u>	<u>SHARES PAR VALUE</u>	<u>TRADE DATE BASE AMOUNT</u>	<u>INVESTMENT BASE COST</u>	<u>REALIZED GAIN/LOSS IN BASE CURRENCY</u>
MASTER TRUST ADMIN EXPENSES						
SW	29-APR-11	RBIF PARTICIPATION UNIT	122.320-	0.00	122.32-	
	29-APR-11	ADMIN EXPENSES FOR PERIOD ENDED 04/29/11				
<u>TOTAL</u>				0.00	181,453.90	0.00
<u>MASTER TRUST INVESTMENT GAIN/LOSS</u>						
TOTAL						
RECEIPTS AND DISBURSEMENT TRANSACTIONS				0.00	181,453.90	0.00
U.S. DOLLAR						



THE BANK OF NEW YORK MELLON.

TRDNV5 NV5F00030102 MONTHLY FINAL 173012

NV5 F000301
NV RBIF-RETIRMT BENFITS INV FD
RBIF-TMWA

TRANSACTION REPORT
FOR THE PERIOD 01 APRIL 2011 THROUGH 30 APRIL 2011

2011-04-30 CYCLE A 00:02:32 RUN DATE: 12-MAY-11
PAGE: 3
M2572I

<u>TRAN CODE</u>	<u>EFFECTIVE/ CONTRACTUAL/ SETTLEMENT DATE</u>	<u>SECURITY DESCRIPTION (LOCAL CURR/SETTLE CURR)</u>	<u>SHARES PAR VALUE</u>	<u>TRADE DATE BASE AMOUNT</u>	<u>INVESTMENT BASE COST</u>	<u>REALIZED GAIN/LOSS IN BASE CURRENCY</u>
<u>TOTAL ACTIVITY OF U.S. DOLLAR</u>				0.00	181,453.90	0.00
<u>GRAND TOTAL ACTIVITY (BASE VALUE)</u>				0.00	181,453.90	0.00

Asset Detail - By Asset type

Report ID : IACS0005

BNY MELLON

Base Currency : USD

TOTAL RBIF RET SYS - NV5G00000000

4/30/2011

Status : FINAL

Shares/Par Security ID Description Link Ref	Price Local/Base	Cost Local/Base	Market Value Local/Base	Percent Of Total	Net Unrealized Gain/Loss Local/Base
CASH & CASH EQUIVALENTS					
AUSTRALIAN DOLLAR					
RECEIVABLE FOR INVESTMENTS SOLD NV5F20000102: RBIF-ALLBRSTN INTLEQ		10,355.24 11,170.72	10,355.24 11,332.26	0.01	0.00 161.54
DIVIDENDS RECEIVABLE NV5F20000102: RBIF-ALLBRSTN INTLEQ		152.46 160.88	152.46 166.84	0.00	0.00 5.96
DIVIDENDS RECEIVABLE RECLAIM NV5F20000102: RBIF-ALLBRSTN INTLEQ		14.87 15.27	14.87 16.27	0.00	0.00 1.00
INTEREST RECEIVABLE NV5F40000102: RBIF-P&R INTL BD IDX		691.16 708.83	691.16 756.38	0.00	0.00 47.55
INTEREST RECEIVABLE RECLAIM NV5F40000102: RBIF-P&R INTL BD IDX		38.63 39.21	38.63 42.28	0.00	0.00 3.07
NON-BASE CURRENCY NV5F40000102: RBIF-P&R INTL BD IDX		14,304.10 14,532.63	14,304.10 15,653.69	0.01	0.00 1,121.06
NON-BASE CURRENCY NV5F20000102: RBIF-ALLBRSTN INTLEQ		6,915.90 7,278.08	6,915.90 7,568.42	0.01	0.00 290.34
PAYABLE FOR INVESTMENTS PURCHASED NV5F20000102: RBIF-ALLBRSTN INTLEQ		-46,687.59 -51,092.56	-46,687.59 -51,086.36	-0.05	0.00 6.20
TOTAL AUSTRALIAN DOLLAR CASH & CASH EQUIVALENTS		-14,215.23 -17,186.94	-14,215.23 -15,550.22	-0.01	0.00 1,636.72
BRITISH POUND STERLING					

Asset Detail - By Asset type

Report ID : IACS0005

BNY MELLON


Base Currency : USD

TOTAL RBIF RET SYS - NV5G00000000

4/30/2011

Status : FINAL

Shares/Par Security ID Description Link Ref	Price Local/Base	Cost Local/Base	Market Value Local/Base	Percent Of Total	Net Unrealized Gain/Loss Local/Base
DIVIDENDS RECEIVABLE NV5F20000102: RBIF-ALLBRSTN INTLEQ		13,925.79	13,925.79		0.00
		22,660.32	23,221.06	0.02	560.74
DIVIDENDS RECEIVABLE RECLAIM NV5F20000102: RBIF-ALLBRSTN INTLEQ		20.67	20.67		0.00
		33.57	34.48	0.00	0.91
INTEREST RECEIVABLE NV5F40000102: RBIF-P&R INTL BD IDX		2,577.14	2,577.14		0.00
		4,158.37	4,298.54	0.00	140.17
NON-BASE CURRENCY NV5F40000102: RBIF-P&R INTL BD IDX		2,677.24	2,677.24		0.00
		4,336.05	4,465.50	0.00	129.45
NON-BASE CURRENCY NV5F20000102: RBIF-ALLBRSTN INTLEQ		5,170.98	5,170.98		0.00
		8,450.49	8,624.94	0.01	174.45
FOREIGN TAXES PAYABLE - DIVIDENDS NV5F20000102: RBIF-ALLBRSTN INTLEQ		-1,188.96	-1,188.96		0.00
		-1,939.22	-1,982.52	-0.00	-43.30
TOTAL BRITISH POUND STERLING CASH & CASH EQUIVALENTS		23,182.86	23,182.86		0.00
		37,699.58	38,662.00	0.03	962.42
CANADIAN DOLLAR					
INTEREST RECEIVABLE NV5F40000102: RBIF-P&R INTL BD IDX		2,455.35	2,455.35		0.00
		2,502.60	2,587.72	0.00	85.12
NON-BASE CURRENCY NV5F40000102: RBIF-P&R INTL BD IDX		21,937.31	21,937.31		0.00
		22,493.44	23,119.89	0.02	626.45
PAYABLE FOR INVESTMENTS PURCHASED NV5F40000102: RBIF-P&R INTL BD IDX		-19,579.67	-19,579.67		0.00
		-20,616.69	-20,635.16	-0.02	-18.47

 BNY MELLON TOTAL RBIF RET SYS - NV5G00000000	Asset Detail - By Asset type			Report ID : IACS0005
	4/30/2011	Base Currency : USD		
		Status : FINAL		

Shares/Par Security ID Description Link Ref	Price Local/Base	Cost Local/Base	Market Value Local/Base	Percent Of Total	Net Unrealized Gain/Loss Local/Base
TOTAL CANADIAN DOLLAR CASH & CASH EQUIVALENTS		4,812.99	4,812.99		0.00
		4,379.35	5,072.45	0.00	693.10
DANISH KRONE					
DIVIDENDS RECEIVABLE RECLAIM NV5F20000102: RBIF-ALLBRSTN INTLEQ		1,446.90	1,446.90		0.00
		275.73	287.84	0.00	12.11
INTEREST RECEIVABLE NV5F40000102: RBIF-P&R INTL BD IDX		4,657.42	4,657.42		0.00
		862.62	926.55	0.00	63.93
NON-BASE CURRENCY NV5F20000102: RBIF-ALLBRSTN INTLEQ		2,610.00	2,610.00		0.00
		505.44	519.23	0.00	13.79
NON-BASE CURRENCY NV5F40000102: RBIF-P&R INTL BD IDX		21,732.04	21,732.04		0.00
		4,101.52	4,323.36	0.00	221.84
PAYABLE FOR INVESTMENTS PURCHASED NV5F20000102: RBIF-ALLBRSTN INTLEQ		-34,537.86	-34,537.86		0.00
		-6,870.95	-6,870.82	-0.01	0.13
TOTAL DANISH KRONE CASH & CASH EQUIVALENTS		-4,091.50	-4,091.50		0.00
		-1,125.64	-813.84	-0.00	311.80
EURO CURRENCY UNIT					
RECEIVABLE FOR INVESTMENTS SOLD NV5F20000102: RBIF-ALLBRSTN INTLEQ		33,434.62	33,434.62		0.00
		49,603.61	49,602.78	0.04	-0.83
DIVIDENDS RECEIVABLE NV5F20000102: RBIF-ALLBRSTN INTLEQ		8,342.83	8,342.83		0.00
		12,196.98	12,376.00	0.01	179.02
DIVIDENDS RECEIVABLE RECLAIM NV5F20000102: RBIF-ALLBRSTN INTLEQ		2,368.11	2,368.11		0.00
		3,396.60	3,513.14	0.00	116.54

Asset Detail - By Asset type

Report ID : IACS0005

BNY MELLON

Base Currency : USD

TOTAL RBIF RET SYS - NV5G00000000

4/30/2011

Status : FINAL

Shares/Par Security ID Description Link Ref	Price Local/Base	Cost Local/Base	Market Value Local/Base	Percent Of Total	Net Unrealized Gain/Loss Local/Base
INTEREST RECEIVABLE NV5F40000102: RBIF-P&R INTL BD IDX		28,415.92 39,087.94	28,415.92 42,157.89		0.00 3,069.95
INTEREST RECEIVABLE RECLAIM NV5F40000102: RBIF-P&R INTL BD IDX		1,131.67 1,548.59	1,131.67 1,678.90		0.00 130.31
NON-BASE CURRENCY NV5F20000102: RBIF-ALLBRSTN INTLEQ		16,986.87 24,555.01	16,986.87 25,201.72		0.00 646.71
NON-BASE CURRENCY NV5F40000102: RBIF-P&R INTL BD IDX		8,640.82 12,635.94	8,640.82 12,819.52		0.00 183.58
PAYABLE FOR INVESTMENTS PURCHASED NV5F20000102: RBIF-ALLBRSTN INTLEQ		-139,225.85 -206,555.49	-139,225.85 -206,551.53		0.00 3.96
FOREIGN TAXES PAYABLE - DIVIDENDS NV5F20000102: RBIF-ALLBRSTN INTLEQ		-400.49 -592.95	-400.49 -594.15		0.00 -1.20
FOREIGN TAXES PAYABLE - INTEREST NV5F40000102: RBIF-P&R INTL BD IDX		-188.92 -261.03	-188.92 -280.28		0.00 -19.25
TOTAL EURO CURRENCY UNIT CASH & CASH EQUIVALENTS		-40,494.42 -64,384.80	-40,494.42 -60,076.01		0.00 4,308.79
HONG KONG DOLLAR					
DIVIDENDS RECEIVABLE NV5F20000102: RBIF-ALLBRSTN INTLEQ		28,584.70 3,679.14	28,584.70 3,680.28		0.00 1.14
NON-BASE CURRENCY NV5F20000102: RBIF-ALLBRSTN INTLEQ		3,064.00 394.25	3,064.00 394.46		0.00 0.21

Asset Detail - By Asset type

Report ID : IACS0005

BNY MELLON

Base Currency : USD

TOTAL RBIF RET SYS - NV5G00000000

4/30/2011

Status : FINAL

Shares/Par Security ID Description Link Ref	Price Local/Base	Cost Local/Base	Market Value Local/Base	Percent Of Total	Net Unrealized Gain/Loss Local/Base
PAYABLE FOR INVESTMENTS PURCHASED		-63,863.01	-63,863.01		0.00
NV5F20000102: RBIF-ALLBRSTN INTLEQ		-8,221.72	-8,221.75	-0.01	-0.03
TOTAL HONG KONG DOLLAR CASH & CASH EQUIVALENTS		-32,214.31	-32,214.31		0.00
		-4,148.33	-4,147.01	-0.00	1.32
ISRAELI SHEKEL					
DIVIDENDS RECEIVABLE		416.68	416.68		0.00
NV5F20000102: RBIF-ALLBRSTN INTLEQ		122.45	123.63	0.00	1.18
NON-BASE CURRENCY		309.39	309.39		0.00
NV5F20000102: RBIF-ALLBRSTN INTLEQ		91.08	91.83	0.00	0.75
FOREIGN TAXES PAYABLE - DIVIDENDS		-83.33	-83.33		0.00
NV5F20000102: RBIF-ALLBRSTN INTLEQ		-24.49	-24.73	-0.00	-0.24
TOTAL ISRAELI SHEKEL CASH & CASH EQUIVALENTS		642.74	642.74		0.00
		189.04	190.73	0.00	1.69
JAPANESE YEN					
DIVIDENDS RECEIVABLE		3,212,595.00	3,212,595.00		0.00
NV5F20000102: RBIF-ALLBRSTN INTLEQ		39,015.97	39,602.89	0.04	586.92
INTEREST RECEIVABLE		700,060.97	700,060.97		0.00
NV5F40000102: RBIF-P&R INTL BD IDX		8,490.88	8,627.79	0.01	136.91
NON-BASE CURRENCY		27,623.00	27,623.00		0.00
NV5F20000102: RBIF-ALLBRSTN INTLEQ		334.29	340.44	0.00	6.15
NON-BASE CURRENCY		10,635,976.00	10,635,976.00		0.00
NV5F40000102: RBIF-P&R INTL BD IDX		126,888.59	131,081.79	0.12	4,193.20

Asset Detail - By Asset type

Report ID : IACS0005

BNY MELLON

Base Currency : USD

TOTAL RBIF RET SYS - NV5G00000000

4/30/2011

Status : FINAL

Shares/Par Security ID Description Link Ref	Price Local/Base	Cost Local/Base	Market Value Local/Base	Percent Of Total	Net Unrealized Gain/Loss Local/Base
PAYABLE FOR INVESTMENTS PURCHASED		-5,273,333.00	-5,273,333.00		0.00
NV5F40000102: RBIF-P&R INTL BD IDX		-64,735.26	-64,992.02	-0.06	-256.76
FOREIGN TAXES PAYABLE - DIVIDENDS		-224,882.00	-224,882.00		0.00
NV5F20000102: RBIF-ALLBRSTN INTLEQ		-2,731.03	-2,772.18	-0.00	-41.15
FOREIGN TAXES PAYABLE - INTEREST		-6,699.51	-6,699.51		0.00
NV5F40000102: RBIF-P&R INTL BD IDX		-81.43	-82.58	-0.00	-1.15
TOTAL JAPANESE YEN CASH & CASH EQUIVALENTS		9,071,340.46	9,071,340.46		0.00
		107,182.01	111,806.13	0.10	4,624.12
MALAYSIAN RINGGIT					
INTEREST RECEIVABLE		350.39	350.39		0.00
NV5F40000102: RBIF-P&R INTL BD IDX		115.58	118.29	0.00	2.71
NON-BASE CURRENCY		3,021.53	3,021.53		0.00
NV5F40000102: RBIF-P&R INTL BD IDX		971.18	1,020.10	0.00	48.92
TOTAL MALAYSIAN RINGGIT CASH & CASH EQUIVALENTS		3,371.92	3,371.92		0.00
		1,086.76	1,138.39	0.00	51.63
MEXICAN NEW PESO					
INTEREST RECEIVABLE		10,108.45	10,108.45		0.00
NV5F40000102: RBIF-P&R INTL BD IDX		842.62	876.56	0.00	33.94
NON-BASE CURRENCY		304,045.93	304,045.93		0.00
NV5F40000102: RBIF-P&R INTL BD IDX		24,880.52	26,365.41	0.02	1,484.89
TOTAL MEXICAN NEW PESO CASH & CASH EQUIVALENTS		314,154.38	314,154.38		0.00
		25,723.14	27,241.97	0.02	1,518.83
NEW ZEALAND DOLLAR					

Asset Detail - By Asset type

Report ID : IACS0005

BNY MELLON

Base Currency : USD

TOTAL RBIF RET SYS - NV5G00000000

4/30/2011

Status : FINAL

Shares/Par Security ID Description Link Ref	Price Local/Base	Cost Local/Base	Market Value Local/Base	Percent Of Total	Net Unrealized Gain/Loss Local/Base
NON-BASE CURRENCY NV5F20000102: RBIF-ALLBRSTN INTLEQ		2,723.12 2,097.62	2,723.12 2,198.78		0.00 101.16
NORWEGIAN KRONE					
DIVIDENDS RECEIVABLE NV5F20000102: RBIF-ALLBRSTN INTLEQ		6,552.00 1,250.61	6,552.00 1,250.14		0.00 -0.47
INTEREST RECEIVABLE NV5F40000102: RBIF-P&R INTL BD IDX		1,105.89 187.05	1,105.89 211.09		0.00 24.04
NON-BASE CURRENCY NV5F20000102: RBIF-ALLBRSTN INTLEQ		3,920.63 748.35	3,920.63 748.35		0.00 0.00
NON-BASE CURRENCY NV5F40000102: RBIF-P&R INTL BD IDX		65,335.22 11,110.39	65,335.22 12,470.81		0.00 1,360.42
PAYABLE FOR INVESTMENTS PURCHASED NV5F20000102: RBIF-ALLBRSTN INTLEQ		-51,765.53 -9,880.71	-51,765.53 -9,880.18		0.00 0.53
FOREIGN TAXES PAYABLE - DIVIDENDS NV5F20000102: RBIF-ALLBRSTN INTLEQ		-982.80 -187.59	-982.80 -187.52		0.00 0.07
TOTAL NORWEGIAN KRONE CASH & CASH EQUIVALENTS		24,165.41 3,228.10	24,165.41 4,612.69	0.00	0.00 1,384.59
POLISH ZLOTY					
INTEREST RECEIVABLE NV5F40000102: RBIF-P&R INTL BD IDX		2,682.81 931.59	2,682.81 1,011.99		0.00 80.40

Asset Detail - By Asset type

Report ID : IACS0005

BNY MELLON

Base Currency : USD

TOTAL RBIF RET SYS - NV5G00000000

4/30/2011

Status : FINAL

Shares/Par Security ID Description Link Ref	Price Local/Base	Cost Local/Base	Market Value Local/Base	Percent Of Total	Net Unrealized Gain/Loss Local/Base
INTEREST RECEIVABLE RECLAIM NV5F40000102: RBIF-P&R INTL BD IDX		334.55 120.92	334.55 126.21		0.00 5.29
NON-BASE CURRENCY NV5F40000102: RBIF-P&R INTL BD IDX		55,124.00 18,940.62	55,124.00 20,793.66		0.00 1,853.04
TOTAL POLISH ZLOTY CASH & CASH EQUIVALENTS		58,141.36 19,993.13	58,141.36 21,931.86	0.02	0.00 1,938.73
SINGAPORE DOLLAR					
DIVIDENDS RECEIVABLE NV5F20000102: RBIF-ALLBRSTN INTLEQ		3,740.22 3,027.49	3,740.22 3,060.10		0.00 32.61
INTEREST RECEIVABLE NV5F40000102: RBIF-P&R INTL BD IDX		97.38 77.51	97.38 79.67		0.00 2.16
NON-BASE CURRENCY NV5F40000102: RBIF-P&R INTL BD IDX		11,798.49 9,181.88	11,798.49 9,653.09		0.00 471.21
PAYABLE FOR INVESTMENTS PURCHASED NV5F20000102: RBIF-ALLBRSTN INTLEQ		-12,518.75 -10,242.38	-12,518.75 -10,242.36		0.00 0.02
TOTAL SINGAPORE DOLLAR CASH & CASH EQUIVALENTS		3,117.34 2,044.50	3,117.34 2,550.50	0.00	0.00 506.00
SWEDISH KRONA					
DIVIDENDS RECEIVABLE NV5F20000102: RBIF-ALLBRSTN INTLEQ		29,034.71 4,807.09	29,034.71 4,816.56		0.00 9.47
INTEREST RECEIVABLE NV5F40000102: RBIF-P&R INTL BD IDX		3,026.36 467.01	3,026.36 502.10		0.00 35.09

Asset Detail - By Asset type

Report ID : IACS0005

BNY MELLON

Base Currency : USD

TOTAL RBIF RET SYS - NV5G00000000

4/30/2011

Status : FINAL

Shares/Par Security ID Description Link Ref	Price Local/Base	Cost Local/Base	Market Value Local/Base	Percent Of Total	Net Unrealized Gain/Loss Local/Base
NON-BASE CURRENCY NV5F40000102: RBIF-P&R INTL BD IDX		59,228.94	59,228.94		0.00
		9,101.67	9,826.62	0.01	724.95
NON-BASE CURRENCY NV5F20000102: RBIF-ALLBRSTN INTLEQ		68,454.90	68,454.90		0.00
		10,999.00	11,357.29	0.01	358.29
PAYABLE FOR INVESTMENTS PURCHASED NV5F20000102: RBIF-ALLBRSTN INTLEQ		-167,274.57	-167,274.57		0.00
		-27,752.35	-27,750.90	-0.03	1.45
FOREIGN TAXES PAYABLE - DIVIDENDS NV5F20000102: RBIF-ALLBRSTN INTLEQ		-4,355.21	-4,355.21		0.00
		-721.08	-722.49	-0.00	-1.41
TOTAL SWEDISH KRONA CASH & CASH EQUIVALENTS		-11,884.87	-11,884.87		0.00
		-3,098.66	-1,970.82	-0.00	1,127.84
SWISS FRANC					
RECEIVABLE FOR INVESTMENTS SOLD NV5F20000102: RBIF-ALLBRSTN INTLEQ		6,468.71	6,468.71		0.00
		7,448.57	7,448.56	0.01	-0.01
DIVIDENDS RECEIVABLE NV5F20000102: RBIF-ALLBRSTN INTLEQ		368.50	368.50		0.00
		422.06	424.32	0.00	2.26
DIVIDENDS RECEIVABLE RECLAIM NV5F20000102: RBIF-ALLBRSTN INTLEQ		5,221.22	5,221.22		0.00
		5,717.49	6,012.12	0.01	294.63
INTEREST RECEIVABLE NV5F40000102: RBIF-P&R INTL BD IDX		42.66	42.66		0.00
		47.29	49.12	0.00	1.83
INTEREST RECEIVABLE RECLAIM NV5F40000102: RBIF-P&R INTL BD IDX		243.48	243.48		0.00
		249.50	280.36	0.00	30.86

Asset Detail - By Asset type

Report ID : IACS0005

BNY MELLON

Base Currency : USD

TOTAL RBIF RET SYS - NV5G0000000

4/30/2011

Status : FINAL

Shares/Par Security ID Description Link Ref	Price Local/Base	Cost Local/Base	Market Value Local/Base	Percent Of Total	Net Unrealized Gain/Loss Local/Base
NON-BASE CURRENCY NV5F40000102: RBIF-P&R INTL BD IDX		4,705.83 5,026.98	4,705.83 5,418.65		0.00 391.67
NON-BASE CURRENCY NV5F20000102: RBIF-ALLBRSTN INTLEQ		15,481.61 17,393.26	15,481.61 17,826.71		0.00 433.45
PAYABLE FOR INVESTMENTS PURCHASED NV5F20000102: RBIF-ALLBRSTN INTLEQ		-33,565.97 -38,650.44	-33,565.97 -38,650.37		0.00 0.07
TOTAL SWISS FRANC CASH & CASH EQUIVALENTS		-1,033.96 -2,345.29	-1,033.96 -1,190.53	-0.00	0.00 1,154.76
U.S. DOLLAR					
RECEIVABLE FOR INVESTMENTS SOLD NV5F30000102: RBIF-P&R DOM BND IDX		401,580.61 401,580.61	401,580.61 401,580.61		0.00 0.00
RECEIVABLE FOR INVESTMENTS SOLD NV5F10000202: RBIF-ALLBRN DOMEQIDX		2,444.85 2,444.85	2,444.85 2,444.85		0.00 0.00
DIVIDENDS RECEIVABLE NV5F20000102: RBIF-ALLBRSTN INTLEQ		3,120.25 3,120.25	3,120.25 3,120.25		0.00 0.00
DIVIDENDS RECEIVABLE NV5F10000202: RBIF-ALLBRN DOMEQIDX		46,217.71 46,217.71	46,217.71 46,217.71		0.00 0.00
DIVIDENDS RECEIVABLE RECLAIM NV5F20000102: RBIF-ALLBRSTN INTLEQ		141.88 141.88	141.88 141.88		0.00 0.00
INTEREST RECEIVABLE NV5F80000102: RBIF-CUST CASH ACCT		547.56 547.56	547.56 547.56		0.00 0.00

Asset Detail - By Asset type

Report ID : IACS0005

BNY MELLON

Base Currency : USD

TOTAL RBIF RET SYS - NV5G0000000

4/30/2011

Status : FINAL

Shares/Par Security ID Description Link Ref	Price Local/Base	Cost Local/Base	Market Value Local/Base	Percent Of Total	Net Unrealized Gain/Loss Local/Base
INTEREST RECEIVABLE NV5F40000102: RBIF-P&R INTL BD IDX		3.09 3.09	3.09 3.09	0.00	0.00 0.00
INTEREST RECEIVABLE NV5F10000202: RBIF-ALLBRN DOMEQIDX		21.38 21.38	21.38 21.38	0.00	0.00 0.00
INTEREST RECEIVABLE NV5F30000102: RBIF-P&R DOM BND IDX		287,089.80 287,089.80	287,089.80 287,089.80	0.26	0.00 0.00
INTEREST RECEIVABLE NV5F20000102: RBIF-ALLBRSTN INTLEQ		12.61 12.61	12.61 12.61	0.00	0.00 0.00
PAYABLE FOR INVESTMENTS PURCHASED NV5F30000102: RBIF-P&R DOM BND IDX		-1,656,150.41 -1,656,150.41	-1,656,150.41 -1,656,150.41	-1.50	0.00 0.00
PAYABLE FOR INVESTMENTS PURCHASED NV5F20000102: RBIF-ALLBRSTN INTLEQ		-11,448.21 -11,448.21	-11,448.21 -11,448.21	-0.01	0.00 0.00
PAYABLE FOR INVESTMENTS PURCHASED NV5F10000202: RBIF-ALLBRN DOMEQIDX		-2,020,604.96 -2,020,604.96	-2,020,604.96 -2,020,604.96	-1.83	0.00 0.00
FOREIGN TAXES PAYABLE - DIVIDENDS NV5F20000102: RBIF-ALLBRSTN INTLEQ		-345.40 -345.40	-345.40 -345.40	-0.00	0.00 0.00
6.650 BOFA MONEY MARKET RESERVE 996189783 NV5F40000102: RBIF-P&R INTL BD IDX	100.0000 100.0000	6.65 6.65	6.65 6.65	0.00	0.00 0.00
4,976,374.920 INVESCO STIT LIQ ASSETS 996189791 NV5F80000102: RBIF-CUST CASH ACCT	100.0000 100.0000	4,976,374.92 4,976,374.92	4,976,374.92 4,976,374.92	4.50	0.00 0.00

Asset Detail - By Asset type

Report ID : IACS0005

BNY MELLON

Base Currency : USD

TOTAL RBIF RET SYS - NV5G00000000

4/30/2011

Status : FINAL

Shares/Par Security ID Description Link Ref	Price Local/Base	Cost Local/Base	Market Value Local/Base	Percent Of Total	Net Unrealized Gain/Loss Local/Base
528,691.340 INVESCO STIT LIQ ASSETS	100.0000	528,691.34	528,691.34		0.00
996189791 NV5F30000102: RBIF-P&R DOM BND IDX	100.0000	528,691.34	528,691.34	0.48	0.00
19,280.840 INVESCO STIT LIQ ASSETS	100.0000	19,280.84	19,280.84		0.00
996189791 NV5F20000102: RBIF-ALLBRSTN INTLEQ	100.0000	19,280.84	19,280.84	0.02	0.00
134,895.870 INVESCO STIT LIQ ASSETS	100.0000	134,895.87	134,895.87		0.00
996189791 NV5F10000202: RBIF-ALLBRN DOMEQIDX	100.0000	134,895.87	134,895.87	0.12	0.00
TOTAL U.S. DOLLAR CASH & CASH EQUIVALENTS		2,711,880.38	2,711,880.38		0.00
		2,711,880.38	2,711,880.38	2.45	0.00
TOTAL ASSETS CASH & CASH EQUIVALENTS		2,823,213.95	2,843,537.45	2.57	20,323.50
EQUITY					
AUSTRALIAN DOLLAR					
850.000 SIMS METAL MANAGEMENT LTD	17.4600	18,217.78	14,841.00		-3,376.78
AAB0LCW76 NV5F20000102: RBIF-ALLBRSTN INTLEQ	19.1074	18,255.03	16,241.25	0.01	-2,013.78
9,433.000 SP AUSNET NPV (STAPLED UNITS)	0.8750	8,303.53	8,253.88		-49.65
AAB0RF607 NV5F20000102: RBIF-ALLBRSTN INTLEQ	0.9576	8,587.10	9,032.63	0.01	445.53
4,925.000 GOODMAN FIELDER NPV	1.0750	6,207.36	5,294.38		-912.98
AAB0T0H71 NV5F20000102: RBIF-ALLBRSTN INTLEQ	1.1764	6,188.73	5,793.90	0.01	-394.83
617.000 AGL ENERGY NPV	14.5400	9,350.35	8,971.18		-379.17
AAB0ZNPNO NV5F20000102: RBIF-ALLBRSTN INTLEQ	15.9118	9,278.82	9,817.61	0.01	538.79
3,486.000 WESTFIELD GROUP NPV DFD	9.0200	34,378.95	31,443.72		-2,935.23
AAB01BTX7 STAPLED SECURITIES	9.8710	34,334.79	34,410.43	0.03	75.64
NV5F20000102: RBIF-ALLBRSTN INTLEQ					

Asset Detail - By Asset type

Report ID : IACS0005

BNY MELLON

Base Currency : USD

TOTAL RBIF RET SYS - NV5G00000000

4/30/2011

Status : FINAL

Shares/Par Security ID Description Link Ref	Price Local/Base	Cost Local/Base	Market Value Local/Base	Percent Of Total	Net Unrealized Gain/Loss Local/Base
19,009.000 GOODMAN LTD AAB03FYZ5 (STAPLED UNITS) NV5F20000102: RBIF-ALLBRSTN INTLEQ	0.7100 0.7770	12,549.70 12,631.90	13,496.39 14,769.77	0.01	946.69 2,137.87
23,401.000 DEXUS PROPERTY GROUP NPV AAB033YN9 (STAPLED) NV5F20000102: RBIF-ALLBRSTN INTLEQ	0.8800 0.9630	19,195.46 19,197.26	20,592.88 22,535.82	0.02	1,397.42 3,338.56
2,903.000 METCASH LIMITED NPV AAB0744W6 NV5F20000102: RBIF-ALLBRSTN INTLEQ	4.0600 4.4431	11,934.91 12,013.08	11,786.18 12,898.21	0.01	-148.73 885.13
1,669.000 BRAMBLES LTD NPV AAB1FJ0C0 NV5F20000102: RBIF-ALLBRSTN INTLEQ	6.7300 7.3650	11,669.81 11,580.53	11,232.37 12,292.14	0.01	-437.44 711.61
4,828.000 ASCIANO LTD AAB1YC5L9 NV5F20000102: RBIF-ALLBRSTN INTLEQ	1.6500 1.8057	8,403.24 8,690.21	7,966.20 8,717.81	0.01	-437.04 27.60
406.000 MACQUARIE GROUP LIMITED NPV AAB28YTC2 NV5F20000102: RBIF-ALLBRSTN INTLEQ	35.1600 38.4773	15,168.65 15,052.61	14,274.96 15,621.80	0.01	-893.69 569.19
1,377.000 CROWN LIMITED NPV AAB29LCJ2 NV5F20000102: RBIF-ALLBRSTN INTLEQ	8.4300 9.2254	11,225.92 11,140.04	11,608.11 12,703.34	0.01	382.19 1,563.30
491.000 WESFARMERS LTD NPV(PARTIALLY AAB291505 PROTECTED SHARES) NV5F20000102: RBIF-ALLBRSTN INTLEQ	33.6300 36.8030	16,141.94 16,883.13	16,512.33 18,070.27	0.02	370.39 1,187.14
4,042.000 QR NATIONAL LTD AAB4N2S40 NV5F20000102: RBIF-ALLBRSTN INTLEQ	3.4300 3.7536	11,442.29 11,354.75	13,864.06 15,172.13	0.01	2,421.77 3,817.38
4,808.000 WESTFIELD RETAIL TRUST AAB624887 NV5F20000102: RBIF-ALLBRSTN INTLEQ	2.6500 2.9000	12,504.55 12,586.45	12,741.20 13,943.33	0.01	236.65 1,356.88

Asset Detail - By Asset type

Report ID : IACS0005

BNY MELLON

Base Currency : USD

TOTAL RBIF RET SYS - NV5G0000000

4/30/2011

Status : FINAL

Shares/Par Security ID Description Link Ref	Price Local/Base	Cost Local/Base	Market Value Local/Base	Percent Of Total	Net Unrealized Gain/Loss Local/Base
4,487.000 AUSTRALIA & NEW ZEALAND BANK AA6065582 GROUP NPV NV5F20000102: RBIF-ALLBRSTN INTLEQ	24.2300 26.5161	107,890.37 108,644.83	108,720.01 118,977.74	0.11	829.64 10,332.91
1,720.000 AMCOR LIMITED NPV AA6066606 NV5F20000102: RBIF-ALLBRSTN INTLEQ	7.0000 7.6605	11,355.41 11,268.54	12,040.00 13,175.97	0.01	684.59 1,907.43
5,110.000 WESTPAC BANKING CORP NPV AA6076142 NV5F20000102: RBIF-ALLBRSTN INTLEQ	24.8400 27.1837	118,985.80 119,057.92	126,932.40 138,908.47	0.13	7,946.60 19,850.55
1,681.000 FORTESCUE METALS G NPV AA6086257 NV5F20000102: RBIF-ALLBRSTN INTLEQ	6.1500 6.7303	11,400.60 11,313.38	10,338.15 11,313.55	0.01	-1,062.45 0.17
8,067.000 TELSTRA CORP NPV AA6087289 NV5F20000102: RBIF-ALLBRSTN INTLEQ	2.9100 3.1846	22,346.76 22,524.36	23,474.97 25,689.83	0.02	1,128.21 3,165.47
663.000 BENDIGO & ADELAIDE BK LTD NPV AA6091281 NV5F20000102: RBIF-ALLBRSTN INTLEQ	9.3400 10.2212	6,486.09 6,466.63	6,192.42 6,776.67	0.01	-293.67 310.04
1,014.000 COCA-COLA AMATIL NPV AA6123456 NV5F20000102: RBIF-ALLBRSTN INTLEQ	11.9400 13.0665	11,218.20 11,132.38	12,107.16 13,249.47	0.01	888.96 2,117.09
293.000 ASX LTD NPV AA6129222 NV5F20000102: RBIF-ALLBRSTN INTLEQ	32.1000 35.1286	11,371.81 11,284.81	9,405.30 10,292.69	0.01	-1,966.51 -992.12
5,517.000 BHP BILLITON LIMITED AA6144692 NV5F20000102: RBIF-ALLBRSTN INTLEQ	45.8300 50.1541	252,037.63 252,022.67	252,844.11 276,699.95	0.25	806.48 24,677.28
645.000 CALTEX AUSTRALIA ORD\$1 AA6161506 NV5F20000102: RBIF-ALLBRSTN INTLEQ	14.1900 15.5288	9,329.50 9,390.61	9,152.55 10,016.09	0.01	-176.95 625.48

Asset Detail - By Asset type

Report ID : IACS0005

BNY MELLON

Base Currency : USD

TOTAL RBIF RET SYS - NV5G00000000

4/30/2011

Status : FINAL

Shares/Par Security ID Description Link Ref	Price Local/Base	Cost Local/Base	Market Value Local/Base	Percent Of Total	Net Unrealized Gain/Loss Local/Base
13,161.000 MIRVAC GROUP STAPLED SHS	1.2700	16,390.37	16,714.47		324.10
AA6161977 NV5F20000102: RBIF-ALLBRSTN INTLEQ	1.3898	16,950.10	18,291.48	0.02	1,341.38
2,541.000 HARVEY NORMAN HLDGS NPV	2.6800	7,777.79	6,809.88		-967.91
AA6173501 (POST SPLIT)	2.9329	7,908.46	7,452.39	0.01	-456.07
NV5F20000102: RBIF-ALLBRSTN INTLEQ					
529.000 COMPUTERSHARE NPV (DFD 1 POST	9.6800	5,688.46	5,120.72		-567.74
AA6180415 REC)	10.5933	5,644.95	5,603.86	0.01	-41.09
NV5F20000102: RBIF-ALLBRSTN INTLEQ					
874.000 CSL ORD NPV	34.3500	31,754.73	30,021.90		-1,732.83
AA6185497 NV5F20000102: RBIF-ALLBRSTN INTLEQ	37.5909	31,708.95	32,854.47	0.03	1,145.52
2,153.000 TRANSURBAN GROUP NPV	5.3000	11,155.89	11,410.90		255.01
AA6200882 NV5F20000102: RBIF-ALLBRSTN INTLEQ	5.8001	11,070.54	12,487.52	0.01	1,416.98
181.000 COCHLEAR LTD COM	80.5200	14,619.31	14,574.12		-45.19
AA6211798 NV5F20000102: RBIF-ALLBRSTN INTLEQ	88.1171	15,450.53	15,949.19	0.01	498.66
1,814.000 ORIGIN ENERGY LTD NPV	16.3500	29,571.12	29,658.90		87.78
AA6214867 (POST RECONSTRUCTION)	17.8926	29,740.51	32,457.22	0.03	2,716.71
NV5F20000102: RBIF-ALLBRSTN INTLEQ					
2,647.000 COMMONWEALTH BANK OF AUSTRALIA	53.7100	135,921.31	142,170.37		6,249.06
AA6215039 ORD NPV	58.7775	136,010.27	155,584.14	0.14	19,573.87
NV5F20000102: RBIF-ALLBRSTN INTLEQ					
4,747.000 BORAL LIMITED NEW NPV	4.9200	24,631.19	23,355.24		-1,275.95
AA6218678 NV5F20000102: RBIF-ALLBRSTN INTLEQ	5.3842	25,316.70	25,558.81	0.02	242.11
693.000 RIO TINTO LIMITED NPV	82.2100	59,965.98	56,971.53		-2,994.45
AA6220104 NV5F20000102: RBIF-ALLBRSTN INTLEQ	89.9665	59,751.68	62,346.79	0.06	2,595.11

Asset Detail - By Asset type

Report ID : IACS0005

BNY MELLON

Base Currency : USD

TOTAL RBIF RET SYS - NV5G00000000

4/30/2011

Status : FINAL

Shares/Par Security ID Description Link Ref	Price Local/Base	Cost Local/Base	Market Value Local/Base	Percent Of Total	Net Unrealized Gain/Loss Local/Base
2,924.000 INSURANCE AUSTRALIA GROUP PLC AA6271024 NV5F20000102: RBIF-ALLBRSTN INTLEQ	3.5700 3.9068	11,202.28 11,116.58	10,438.68 11,423.57	0.01	-763.60 306.99
2,265.000 FOSTERS GROUP ORD NPV AA6349267 NV5F20000102: RBIF-ALLBRSTN INTLEQ	5.6200 6.1502	12,665.15 12,568.26	12,729.30 13,930.31	0.01	64.15 1,362.05
6,203.000 CFS RETAIL PROPERTY TRUST UNIT AA6361379 NPV NV5F20000102: RBIF-ALLBRSTN INTLEQ	1.7900 1.9589	11,168.75 11,083.30	11,103.37 12,150.97	0.01	-65.38 1,067.67
3,943.000 GPT GROUP AA6365867 NV5F20000102: RBIF-ALLBRSTN INTLEQ	3.1600 3.4581	11,162.04 11,076.65	12,459.88 13,635.47	0.01	1,297.84 2,558.82
876.000 MACARTHUR COAL LTD NPV AA6375007 NV5F20000102: RBIF-ALLBRSTN INTLEQ	11.6000 12.6945	10,164.65 11,123.69	10,161.60 11,120.35	0.01	-3.05 -3.34
6,848.000 OZ MINERALS LTD AUD0.4 AA6397829 NV5F20000102: RBIF-ALLBRSTN INTLEQ	1.4400 1.5759	11,884.84 11,793.92	9,861.12 10,791.52	0.01	-2,023.72 -1,002.40
443.000 ORICA LIMITED AA6458001 NV5F20000102: RBIF-ALLBRSTN INTLEQ	26.5800 29.0878	11,144.79 11,059.53	11,774.94 12,885.91	0.01	630.15 1,826.38
331.000 LEIGHTON HOLDINGS LTD ORD AA6511221 A\$0.50 NV5F20000102: RBIF-ALLBRSTN INTLEQ	24.2800 26.5708	11,124.94 11,039.83	8,036.68 8,794.94	0.01	-3,088.26 -2,244.89
1,362.000 LEND LEASE GROUP NPV AA6512005 NV5F20000102: RBIF-ALLBRSTN INTLEQ	8.7000 9.5208	11,171.75 11,086.28	11,849.40 12,967.39	0.01	677.65 1,881.11
2,746.000 BLUESCOPE STEEL LTD AA6533233 NV5F20000102: RBIF-ALLBRSTN INTLEQ	1.7300 1.8932	6,262.76 6,303.78	4,750.58 5,198.80	0.00	-1,512.18 -1,104.98

Asset Detail - By Asset type

Report ID : IACS0005

BNY MELLON

Base Currency : USD

TOTAL RBIF RET SYS - NV5G00000000

4/30/2011

Status : FINAL

Shares/Par Security ID Description Link Ref	Price Local/Base	Cost Local/Base	Market Value Local/Base	Percent Of Total	Net Unrealized Gain/Loss Local/Base
2,817.000 MAP GROUP AA6543620 NV5F20000102: RBIF-ALLBRSTN INTLEQ	2.9500 3.2283	8,678.96 8,824.76	8,310.15 9,094.21	0.01	-368.81 269.45
412.000 WORLEYPARSONS LTD NPV AA6562471 NV5F20000102: RBIF-ALLBRSTN INTLEQ	30.3500 33.2135	11,370.49 11,283.50	12,504.20 13,683.97	0.01	1,133.71 2,400.47
1,504.000 SUNCORP GROUP LIMITED AA6585084 NV5F20000102: RBIF-ALLBRSTN INTLEQ	8.3200 9.1050	13,359.53 13,257.33	12,513.28 13,693.91	0.01	-846.25 436.58
3,745.000 NATL AUSTRALIA BK NPV AA6624602 NV5F20000102: RBIF-ALLBRSTN INTLEQ	27.0800 29.6350	93,671.78 94,413.64	101,414.60 110,983.07	0.10	7,742.82 16,569.43
1,216.000 NEWCREST MINING LTD ORD NPV AA6637109 NV5F20000102: RBIF-ALLBRSTN INTLEQ	41.4500 45.3608	48,965.51 48,887.79	50,403.20 55,158.74	0.05	1,437.69 6,270.95
1,326.000 PALADIN ENERGY LTD NPV AA6668468 NV5F20000102: RBIF-ALLBRSTN INTLEQ	3.3000 3.6114	6,486.09 6,466.63	4,375.80 4,788.66	0.00	-2,110.29 -1,677.97
2,962.000 INCITEC PIVOT NPV AA6673047 NV5F20000102: RBIF-ALLBRSTN INTLEQ	3.7600 4.1148	11,140.46 11,055.23	11,137.12 12,187.91	0.01	-3.34 1,132.68
4,454.000 AMP LIMITED AUS0.40 AA6709957 NV5F20000102: RBIF-ALLBRSTN INTLEQ	5.4800 5.9970	23,935.91 24,290.11	24,407.92 26,710.81	0.02	472.01 2,420.70
4,521.000 QANTAS AIRWAYS NPV AA6710344 NV5F20000102: RBIF-ALLBRSTN INTLEQ	2.1100 2.3091	11,887.24 11,884.39	9,539.31 10,439.34	0.01	-2,347.93 -1,445.05
1,646.000 QBE INS GROUP A\$1 AA6715749 NV5F20000102: RBIF-ALLBRSTN INTLEQ	18.7100 20.4753	30,035.58 29,997.87	30,796.66 33,702.32	0.03	761.08 3,704.45

Asset Detail - By Asset type

Report ID : IACS0005

BNY MELLON


Base Currency : USD

TOTAL RBIF RET SYS - NV5G00000000

4/30/2011

Status : FINAL

Shares/Par Security ID Description Link Ref	Price Local/Base	Cost Local/Base	Market Value Local/Base	Percent Of Total	Net Unrealized Gain/Loss Local/Base
977.000 SANTOS LIMITED NPV AA6776709 NV5F20000102: RBIF-ALLBRSTN INTLEQ	15.1200 16.5466	12,382.30 12,287.57	14,772.24 16,166.00	0.01	2,389.94 3,878.43
964.000 SONIC HEALTHCARE LTD AA6821125 ORD A\$0.20 NV5F20000102: RBIF-ALLBRSTN INTLEQ	12.5200 13.7013	11,185.75 11,100.17	12,069.28 13,208.02	0.01	883.53 2,107.85
3,043.000 STOCKLAND TRUST GROUP NPV AA6850850 (STAPLED) NV5F20000102: RBIF-ALLBRSTN INTLEQ	3.7800 4.1366	11,384.23 11,297.14	11,502.54 12,587.80	0.01	118.31 1,290.66
1,413.000 TAB CORP HLDGS LIMITED NPV AA6873266 NV5F20000102: RBIF-ALLBRSTN INTLEQ	7.6300 8.3499	10,007.04 9,930.49	10,781.19 11,798.40	0.01	774.15 1,867.91
1,598.000 WESFARMERS ORD NPV AA6948837 NV5F20000102: RBIF-ALLBRSTN INTLEQ	33.3000 36.4419	51,435.97 51,383.22	53,213.40 58,234.08	0.05	1,777.43 6,850.86
5,021.000 ALUMINA LTD NPV AA6954983 NV5F20000102: RBIF-ALLBRSTN INTLEQ	2.2600 2.4732	11,752.66 11,662.75	11,347.46 12,418.09	0.01	-405.20 755.34
992.000 WOODSIDE PETROLEUM NPV AA6979725 NV5F20000102: RBIF-ALLBRSTN INTLEQ	46.8000 51.2156	42,964.97 42,909.09	46,425.60 50,805.86	0.05	3,460.63 7,896.77
1,958.000 WOOLWORTHS LIMITED ORD A\$0.25 AA6981234 NV5F20000102: RBIF-ALLBRSTN INTLEQ	26.5100 29.0112	52,194.55 52,132.76	51,906.58 56,803.97	0.05	-287.97 4,671.21
TOTAL AUSTRALIAN DOLLAR EQUITY		1,677,383.73 1,681,749.51	1,691,480.02 1,851,071.13	1.67	14,096.29 169,321.62
BRITISH POUND STERLING					
533.000 KAZAKHMYS ORD GBP0.20 EXB0HZPV1 NV5F20000102: RBIF-ALLBRSTN INTLEQ	13.7900 23.0010	7,971.61 12,599.58	7,350.07 12,259.55	0.01	-621.54 -340.03

 BNY MELLON TOTAL RBIF RET SYS - NV5G00000000	Asset Detail - By Asset type			Report ID : IACS0005	
	4/30/2011			Base Currency : USD	
				Status : FINAL	

Shares/Par Security ID Description Link Ref	Price Local/Base	Cost Local/Base	Market Value Local/Base	Percent Of Total	Net Unrealized Gain/Loss Local/Base
543.000 PETROFAC LTD ORD SHS 0.02 USD EXB0H2K56 NV5F20000102: RBIF-ALLBRSTN INTLEQ	15.1000 25.1860	8,045.13 12,712.72	8,199.30 13,676.02	0.01	154.17 963.30
586.000 LONDON STOCK EXCHANGE GROUP EXB0SWJX9 ORD GBP0 NV5F20000102: RBIF-ALLBRSTN INTLEQ	8.7150 14.5362	5,048.65 7,873.62	5,106.99 8,518.20	0.01	58.34 644.58
107.000 RANDGOLD RESOURCES ORD USD0.05 EXB01C3S0 NV5F20000102: RBIF-ALLBRSTN INTLEQ	52.2000 87.0670	6,111.53 9,546.82	5,585.40 9,316.17	0.01	-526.13 -230.65
1,760.000 G4S PLC ORD GBP0.25 EXB01FLG9 NV5F20000102: RBIF-ALLBRSTN INTLEQ	2.7620 4.6069	4,419.79 6,904.15	4,861.12 8,108.11	0.01	441.33 1,203.96
2,233.000 SAINSBURY (J) ORD GBP0.2857142 EXB019KW9 (POST REC NV5F20000102: RBIF-ALLBRSTN INTLEQ	3.4830 5.8095	8,497.47 13,473.17	7,777.54 12,972.55	0.01	-719.93 -500.62
283.000 ADMIRAL GROUP ORD GBP0.001 EXB02J636 NV5F20000102: RBIF-ALLBRSTN INTLEQ	16.9200 28.2217	4,364.23 6,817.36	4,788.36 7,986.75	0.01	424.13 1,169.39
6,060.000 ROYAL DUTCH SHELL 'A'SHS EXB03MLX5 EUR0.07 NV5F20000102: RBIF-ALLBRSTN INTLEQ	23.2250 38.7381	129,087.95 203,374.00	140,743.50 234,753.12	0.21	11,655.55 31,379.12
4,608.000 ROYAL DUTCH SHELL 'B' SHS EXB03MM48 NV5F20000102: RBIF-ALLBRSTN INTLEQ	23.2700 38.8132	97,766.15 154,025.88	107,228.16 178,851.21	0.16	9,462.01 24,825.33
9,334.000 CENTRICA ORD GBP0.061728395 EXB033F22 NV5F20000102: RBIF-ALLBRSTN INTLEQ	3.2090 5.3525	31,066.38 48,914.13	29,952.81 49,959.79	0.05	-1,113.57 1,045.66
2,137.000 COBHAM ORD GBP0.025 EXB07KD30 NV5F20000102: RBIF-ALLBRSTN INTLEQ	2.2810 3.8046	4,416.96 6,899.73	4,874.50 8,130.42	0.01	457.54 1,230.69

Asset Detail - By Asset type

Report ID : IACS0005

BNY MELLON


Base Currency : USD

TOTAL RBIF RET SYS - NV5G00000000

4/30/2011

Status : FINAL

Shares/Par Security ID Description Link Ref	Price Local/Base	Cost Local/Base	Market Value Local/Base	Percent Of Total	Net Unrealized Gain/Loss Local/Base
994.000 BUNZL ORD GBP0.3214857 EXB0744B8 NV5F20000102: RBIF-ALLBRSTN INTLEQ	7.4400 12.4095	7,205.01 11,242.27	7,395.36 12,335.09	0.01	190.35 1,092.82
5,559.000 NATIONAL GRID PLC NEW ORD EXB08SNH0 GBP0.11395 NV5F20000102: RBIF-ALLBRSTN INTLEQ	6.1400 10.2412	31,182.77 49,077.06	34,132.26 56,930.90	0.05	2,949.49 7,853.84
646.000 INMARSAT ORD EUR0.000667 EXB09LSH9 NV5F20000102: RBIF-ALLBRSTN INTLEQ	6.0900 10.1578	4,386.87 6,852.73	3,934.14 6,561.95	0.01	-452.73 -290.78
509.000 SEVERN TRENT ORD GBP0.9789 EXB1FH8J7 NV5F20000102: RBIF-ALLBRSTN INTLEQ	15.0100 25.0359	7,388.97 11,680.30	7,640.09 12,743.29	0.01	251.12 1,062.99
246.000 WHITBREAD EXB1KJJ48 ORD GBP0.76797385 NV5F20000102: RBIF-ALLBRSTN INTLEQ	16.8000 28.0216	4,300.62 6,718.00	4,132.80 6,893.30	0.01	-167.82 175.30
2,588.000 THOMAS COOK GROUP PLC ORD EXB1VYCH1 EUR0.10 NV5F20000102: RBIF-ALLBRSTN INTLEQ	1.7130 2.8572	5,008.31 7,810.70	4,433.24 7,394.42	0.01	-575.07 -416.28
357.000 INTERCONTINENTAL HOTELS GROUP EXB1WQCS3 ORD GBP0.13617 NV5F20000102: RBIF-ALLBRSTN INTLEQ	13.1100 21.8668	4,417.97 6,901.30	4,680.27 7,806.46	0.01	262.30 905.16
951.000 SMITHS GROUP PLC ORD GBP0.375 EXB1WY232 NV5F20000102: RBIF-ALLBRSTN INTLEQ	13.3200 22.2171	12,187.60 19,300.31	12,667.32 21,128.46	0.02	479.72 1,828.15
2,256.000 ANGLO AMERICAN EXB1XZS89 USD0.54(POST CONSOLIDATION) NV5F20000102: RBIF-ALLBRSTN INTLEQ	31.2050 52.0484	71,743.29 113,085.84	70,398.48 117,421.14	0.11	-1,344.81 4,335.30
1,394.000 3I GROUP PLC ORD GBP0.738636 EXB1YW440 NV5F20000102: RBIF-ALLBRSTN INTLEQ	2.8010 4.6719	4,477.45 6,994.22	3,904.59 6,512.66	0.01	-572.86 -481.56

 BNY MELLON TOTAL RBIF RET SYS - NV5G00000000	Asset Detail - By Asset type			Report ID : IACS0005	
	4/30/2011			Base Currency : USD	
				Status : FINAL	

Shares/Par Security ID Description Link Ref	Price Local/Base	Cost Local/Base	Market Value Local/Base	Percent Of Total	Net Unrealized Gain/Loss Local/Base
3,899.000 TUI TRAVEL PLC ORD GBP0 EXB1Z7RQ0 NV5F20000102: RBIF-ALLBRSTN INTLEQ	2.3920 3.9897	9,410.20 15,099.86	9,326.41 15,555.99	0.01	-83.79 456.13
2,384.000 UNILEVER PLC ORD GBP0.031111 EXB10RZP7 NV5F20000102: RBIF-ALLBRSTN INTLEQ	19.4200 32.3916	45,836.47 72,298.58	46,297.28 77,221.55	0.07	460.81 4,922.97
89,225.000 VODAFONE GROUP EXB16GWD5 ORD USD0.11428571 NV5F20000102: RBIF-ALLBRSTN INTLEQ	1.7160 2.8622	153,326.37 241,465.14	153,110.10 255,379.99	0.23	-216.27 13,914.85
2,652.000 STANDARD LIFE ORD GBP0.10 EXB16KPT9 NV5F20000102: RBIF-ALLBRSTN INTLEQ	2.2610 3.7712	5,614.72 8,770.75	5,996.17 10,001.31	0.01	381.45 1,230.56
932.000 INVESTEC ORD GBP0.0002 EXB17BBQ9 NV5F20000102: RBIF-ALLBRSTN INTLEQ	4.8130 8.0278	4,947.05 7,715.17	4,485.72 7,481.96	0.01	-461.33 -233.21
1,314.000 INVENSYS ORD GBP0.10 EXB19DVX6 NV5F20000102: RBIF-ALLBRSTN INTLEQ	3.4060 5.6810	4,470.15 6,982.82	4,475.48 7,464.88	0.01	5.33 482.06
2,605.000 HOME RETAIL GROUP ORD GBP0 EXB19NKB4 NV5F20000102: RBIF-ALLBRSTN INTLEQ	2.1990 3.6678	5,054.31 7,882.44	5,728.40 9,554.68	0.01	674.09 1,672.24
1,619.000 EXPERIAN PLC ORD USD0.10 EXB19NLV9 NV5F20000102: RBIF-ALLBRSTN INTLEQ	8.0650 13.4520	12,745.55 20,122.87	13,057.24 21,778.82	0.02	311.69 1,655.95
1,980.000 REED ELSEVIER EXB2B0DG6 ORD GBP0.14 NV5F20000102: RBIF-ALLBRSTN INTLEQ	5.3000 8.8401	10,644.10 16,824.59	10,494.00 17,503.47	0.02	-150.10 678.88
998.000 SHIRE PLC ORD GBP0.05 EXB2QKY08 NV5F20000102: RBIF-ALLBRSTN INTLEQ	18.5000 30.8571	15,468.17 24,289.07	18,463.00 30,795.36	0.03	2,994.83 6,506.29

Asset Detail - By Asset type

Report ID : IACS0005

BNY MELLON


Base Currency : USD

TOTAL RBIF RET SYS - NV5G00000000

4/30/2011

Status : FINAL

Shares/Par Security ID Description Link Ref	Price Local/Base	Cost Local/Base	Market Value Local/Base	Percent Of Total	Net Unrealized Gain/Loss Local/Base
276.000 FRESNILLO PLC ORD USD0.50 EXB2QPKJ1 NV5F20000102: RBIF-ALLBRSTN INTLEQ	16.4100 27.3711	4,411.67 6,891.47	4,529.16 7,554.41	0.01	117.49 662.94
720.000 CAPITA GROUP PLC EXB23K0M2 NV5F20000102: RBIF-ALLBRSTN INTLEQ	7.3600 12.2761	4,918.34 7,682.94	5,299.20 8,838.80	0.01	380.86 1,155.86
980.000 RECKITT BENCKISER GROUP PLC EXB24CGK6 ORD GBP0.10 NV5F20000102: RBIF-ALLBRSTN INTLEQ	33.2400 55.4427	34,506.17 54,260.32	32,575.20 54,333.80	0.05	-1,930.97 73.48
2,091.000 MAN GROUP EXB28KQ15 ORD USD0.03428571 NV5F20000102: RBIF-ALLBRSTN INTLEQ	2.4970 4.1649	6,009.86 9,388.01	5,221.23 8,708.75	0.01	-788.63 -679.26
449.000 EURASIAN NATURAL RESOURCES EXB29BCK7 CORP ORD USD0.20 NV5F20000102: RBIF-ALLBRSTN INTLEQ	9.1150 15.2034	4,455.12 6,959.35	4,092.64 6,826.32	0.01	-362.48 -133.03
1,998.000 WPP PLC ORD GBP0.10 EXB3DMTY8 NV5F20000102: RBIF-ALLBRSTN INTLEQ	7.8150 13.0350	15,724.85 24,849.53	15,614.37 26,043.99	0.02	-110.48 1,194.46
486.000 WOLSELEY ORD GBP0.10 EXB3YWQC8 NV5F20000102: RBIF-ALLBRSTN INTLEQ	21.6800 36.1612	9,509.27 14,984.80	10,536.48 17,574.32	0.02	1,027.21 2,589.52
800.000 UNITED UTILITIES GROUP PLC EXB39J2M5 ORD GBP0.05 NV5F20000102: RBIF-ALLBRSTN INTLEQ	6.3150 10.5331	4,732.96 7,393.36	5,052.00 8,426.48	0.01	319.04 1,033.12
283,104.000 ROLLS ROYCE GROUP EXB459SM1 C SHS ENTITLEMENT (JULY 2011) NV5F20000102: RBIF-ALLBRSTN INTLEQ	0.0010 0.0017	283.10 464.48	283.10 472.20	0.00	0.00 7.72
976.000 ESSAR ENERGY PLC W/I EXB5SXPf8 NV5F20000102: RBIF-ALLBRSTN INTLEQ	4.6100 7.6893	5,708.67 8,908.67	4,499.36 7,504.71	0.01	-1,209.31 -1,403.96

 BNY MELLON TOTAL RBIF RET SYS - NV5G00000000	Asset Detail - By Asset type			Report ID : IACS0005	
	4/30/2011			Base Currency : USD	
				Status : FINAL	

Shares/Par Security ID Description Link Ref	Price Local/Base	Cost Local/Base	Market Value Local/Base	Percent Of Total	Net Unrealized Gain/Loss Local/Base
6,023.000 CABLE & WIRELESS WORLDWIDE EXB5WB0X9 NV5F20000102: RBIF-ALLBRSTN INTLEQ	0.4809 0.8021	4,119.68 6,428.94	2,896.46 4,831.15	0.00	-1,223.22 -1,597.79
2,632.000 SEGRO PLC EXB5ZN1N1 NV5F20000102: RBIF-ALLBRSTN INTLEQ	3.2510 5.4225	7,861.05 12,474.96	8,556.63 14,272.03	0.01	695.58 1,797.07
2,428.000 CAIRN ENERGY PLC EXB59MW65 ORD GBP0.006154 NV5F20000102: RBIF-ALLBRSTN INTLEQ	4.5190 7.5375	10,205.43 16,159.24	10,972.13 18,300.96	0.02	766.70 2,141.72
1,865.000 RESOLUTION LTD ORD NPV(NEW) EXB62W238 NV5F20000102: RBIF-ALLBRSTN INTLEQ	3.0270 5.0489	4,374.74 6,833.79	5,645.36 9,416.18	0.01	1,270.62 2,582.39
388.000 AMEC ORD 50P EX0028269 NV5F20000102: RBIF-ALLBRSTN INTLEQ	12.0000 20.0154	4,438.84 6,933.91	4,656.00 7,765.98	0.01	217.16 832.07
718.000 ANTOFAGASTA ORD GBP0.05 EX0045610 NV5F20000102: RBIF-ALLBRSTN INTLEQ	13.6700 22.8009	10,774.87 17,063.71	9,815.06 16,371.03	0.01	-959.81 -692.68
3,763.000 BHP BILLITON PLC USD0.50 EX0056658 NV5F20000102: RBIF-ALLBRSTN INTLEQ	25.2450 42.1074	94,676.86 149,060.34	94,996.94 158,450.15	0.14	320.08 9,389.81
2,097.000 ARM HOLDINGS ORD GBP0.0005 EX0059587 NV5F20000102: RBIF-ALLBRSTN INTLEQ	6.2050 10.3496	9,533.63 15,111.78	13,011.89 21,703.18	0.02	3,478.26 6,591.40
1,569.000 BALFOUR BEATTY ORD GBP0.50 EX0096167 NV5F20000102: RBIF-ALLBRSTN INTLEQ	3.2780 5.4675	4,966.97 7,746.24	5,143.18 8,578.57	0.01	176.21 832.33
416.000 AUTONOMY CORP ORD GBP0.003333 EX0118276 NV5F20000102: RBIF-ALLBRSTN INTLEQ	16.1000 26.8540	6,003.77 9,372.30	6,697.60 11,171.26	0.01	693.83 1,798.96

Asset Detail - By Asset type

Report ID : IACS0005

BNY MELLON

Base Currency : USD

TOTAL RBIF RET SYS - NV5G00000000

4/30/2011

Status : FINAL

Shares/Par Security ID Description Link Ref	Price Local/Base	Cost Local/Base	Market Value Local/Base	Percent Of Total	Net Unrealized Gain/Loss Local/Base
1,032.000 BRITISH LAND ORD GBP0.25 EX0136708 NV5F20000102: RBIF-ALLBRSTN INTLEQ	6.0050 10.0160	5,306.66 8,289.54	6,197.16 10,336.55	0.01	890.50 2,047.01
1,812.000 BRITISH SKY BRDCSTG EX0141195 ORD 50P NV5F20000102: RBIF-ALLBRSTN INTLEQ	8.4200 14.0441	13,569.92 21,439.59	15,257.04 25,447.98	0.02	1,687.12 4,008.39
306.000 AGGREKO ORD 20P EX0147895 NV5F20000102: RBIF-ALLBRSTN INTLEQ	17.8700 29.8063	4,657.40 7,275.32	5,468.22 9,120.72	0.01	810.82 1,845.40
1,411.000 TULLOW OIL PLC ORD GBP0.10 EX0150089 NV5F20000102: RBIF-ALLBRSTN INTLEQ	14.3300 23.9017	18,204.08 28,780.59	20,219.63 33,725.33	0.03	2,015.55 4,944.74
4,820.000 AVIVA PLC GBP0.25 EX0216237 NV5F20000102: RBIF-ALLBRSTN INTLEQ	4.4680 7.4524	19,790.85 31,186.01	21,535.76 35,920.57	0.03	1,744.91 4,734.56
4,277.000 DIAGEO ORD 28 101/108P EX0237407 NV5F20000102: RBIF-ALLBRSTN INTLEQ	12.1800 20.3156	50,467.43 79,530.53	52,093.86 86,889.95	0.08	1,626.43 7,359.42
246.000 SCHRODERS (NEW) ORD GBP1 EX0240542 NV5F20000102: RBIF-ALLBRSTN INTLEQ	18.9800 31.6577	4,399.54 6,872.52	4,669.08 7,787.79	0.01	269.54 915.27
5,419.000 BAE SYSTEMS ORD GBP0.025 EX0263494 NV5F20000102: RBIF-ALLBRSTN INTLEQ	3.2790 5.4692	18,232.15 28,782.81	17,768.90 29,637.64	0.03	-463.25 854.83
3,413.000 BRITISH AMERICAN TOBACCO ORD EX0287584 GBP0.25 NV5F20000102: RBIF-ALLBRSTN INTLEQ	26.1100 43.5502	82,946.25 130,568.60	89,113.43 148,636.75	0.13	6,167.18 18,068.15
1,661.000 FIRSTGROUP ORD5P EX0345218 NV5F20000102: RBIF-ALLBRSTN INTLEQ	3.2470 5.4158	6,091.46 9,907.76	5,393.27 8,995.70	0.01	-698.19 -912.06

Asset Detail - By Asset type

Report ID : IACS0005

BNY MELLON

Base Currency : USD

TOTAL RBIF RET SYS - NV5G00000000

4/30/2011

Status : FINAL

Shares/Par Security ID Description Link Ref	Price Local/Base	Cost Local/Base	Market Value Local/Base	Percent Of Total	Net Unrealized Gain/Loss Local/Base
1,065.000 HAMMERSON ORD 25P REITS EX0406507 NV5F20000102: RBIF-ALLBRSTN INTLEQ	4.7010 7.8410	4,458.17 6,964.11	5,006.57 8,350.71	0.01	548.40 1,386.60
4,008.000 STANDARD CHARTERED ORD USD0.50 EX0408289 NV5F20000102: RBIF-ALLBRSTN INTLEQ	16.5900 27.6713	69,099.33 108,834.05	66,492.72 110,906.53	0.10	-2,606.61 2,072.48
1,292.000 REXAM ORD 64 2/7P EX0425044 NV5F20000102: RBIF-ALLBRSTN INTLEQ	3.9060 6.5150	4,407.01 6,872.95	5,046.55 8,417.39	0.01	639.54 1,544.44
1,619.000 IMPERIAL TOBACCO GROUP ORD 10P EX0454499 NV5F20000102: RBIF-ALLBRSTN INTLEQ	21.0700 35.1437	31,217.78 49,134.44	34,112.33 56,897.66	0.05	2,894.55 7,763.22
252.000 JOHNSON MATTHEY ORD GBP1 EX0476401 NV5F20000102: RBIF-ALLBRSTN INTLEQ	20.0300 33.4090	4,950.19 7,732.69	5,047.56 8,419.08	0.01	97.37 686.39
1,765.000 SABMILLER PLC EX0483548 NV5F20000102: RBIF-ALLBRSTN INTLEQ	22.3450 37.2703	38,682.51 61,016.67	39,438.93 65,782.16	0.06	756.42 4,765.49
3,045.000 COMPASS GROUP ORD GBP0.10 EX0533151 NV5F20000102: RBIF-ALLBRSTN INTLEQ	5.8450 9.7492	17,294.73 27,200.54	17,798.03 29,686.22	0.03	503.30 2,485.68
30,229.000 HSBC HLDGS ORD USD0.50 (UK) EX0540529 NV5F20000102: RBIF-ALLBRSTN INTLEQ	6.5540 10.9317	201,992.23 318,152.06	198,120.87 330,455.71	0.30	-3,871.36 12,303.65
10,027.000 LEGAL & GENERAL GROUP ORD 2.5P EX0560394 NV5F20000102: RBIF-ALLBRSTN INTLEQ	1.2280 2.0482	10,529.30 16,596.52	12,313.16 20,537.74	0.02	1,783.86 3,941.22
3,411.000 MORRISON (W) SUPMKT ORD 10P EX0604317 NV5F20000102: RBIF-ALLBRSTN INTLEQ	2.9480 4.9171	9,237.33 14,423.34	10,055.63 16,772.29	0.02	818.30 2,348.95

Asset Detail - By Asset type

Report ID : IACS0005

BNY MELLON


Base Currency : USD

TOTAL RBIF RET SYS - NV5G00000000

4/30/2011

Status : FINAL

Shares/Par Security ID Description Link Ref	Price Local/Base	Cost Local/Base	Market Value Local/Base	Percent Of Total	Net Unrealized Gain/Loss Local/Base
3,826.000 INTERNATIONAL POWER ORD PLC EX0632011 GBP0.50 NV5F20000102: RBIF-ALLBRSTN INTLEQ	3.3060 5.5142	13,919.03 22,000.70	12,648.76 21,097.50	0.02	-1,270.27 -903.20
4,048.000 RSA INSURANCE GROUP PLC EX0661689 ORD 27.5P NV5F20000102: RBIF-ALLBRSTN INTLEQ	1.3760 2.2951	5,172.28 8,079.62	5,570.05 9,290.56	0.01	397.77 1,210.94
418.000 ASSOCIATED BRITISH FOODS ORD EX0673122 5 15/22P NV5F20000102: RBIF-ALLBRSTN INTLEQ	10.0700 16.7963	4,643.39 7,253.43	4,209.26 7,020.84	0.01	-434.13 -232.59
1,292.000 PEARSON ORD GBP0.25 EX0677602 NV5F20000102: RBIF-ALLBRSTN INTLEQ	11.5100 19.1981	13,216.38 20,875.75	14,870.92 24,803.95	0.02	1,654.54 3,928.20
2,387.000 CAPITAL SHOPPING CENTRES GRP EX0683436 PLC GBP0.50 NV5F20000102: RBIF-ALLBRSTN INTLEQ	4.0590 6.7702	9,584.99 15,367.87	9,688.83 16,160.48	0.01	103.84 792.61
4,038.000 PRUDENTIAL PLC GBP0.05 EX0709959 NV5F20000102: RBIF-ALLBRSTN INTLEQ	7.7300 12.8933	27,175.97 42,850.63	31,213.74 52,062.96	0.05	4,037.77 9,212.33
2,478.000 RIO TINTO ORD GBP0.10 EX0718877 NV5F20000102: RBIF-ALLBRSTN INTLEQ	43.6000 72.7226	110,258.12 173,605.07	108,040.80 180,206.65	0.16	-2,217.32 6,601.58
11,019.000 OLD MUTUAL ORD GBP0.10 EX0738990 NV5F20000102: RBIF-ALLBRSTN INTLEQ	1.3900 2.3185	13,815.69 21,975.93	15,316.41 25,547.01	0.02	1,500.72 3,571.08
27,658.000 ROYAL BANK OF SCOTLAND GRP ORD EX0754781 25P NV5F20000102: RBIF-ALLBRSTN INTLEQ	0.4147 0.6917	11,717.37 18,515.61	11,469.77 19,131.00	0.02	-247.60 615.39
1,401.000 SCOTTISH & SOUTHN ENERGY ORD EX0790876 50P NV5F20000102: RBIF-ALLBRSTN INTLEQ	13.5800 22.6508	16,215.80 25,477.62	19,025.58 31,733.72	0.03	2,809.78 6,256.10

 BNY MELLON TOTAL RBIF RET SYS - NV5G00000000	Asset Detail - By Asset type			Report ID : IACS0005	
	4/30/2011			Base Currency : USD	
				Status : FINAL	

Shares/Par Security ID Description Link Ref	Price Local/Base	Cost Local/Base	Market Value Local/Base	Percent Of Total	Net Unrealized Gain/Loss Local/Base
778.000 SERCO GROUP ORD 2P EX0797376 NV5F20000102: RBIF-ALLBRSTN INTLEQ	5.6550 9.4323	4,497.21 7,025.08	4,399.59 7,338.30	0.01	-97.62 313.22
32,120.000 BP PLC ORD USD.25 EX0798051 NV5F20000102: RBIF-ALLBRSTN INTLEQ	4.6255 7.7151	152,923.19 240,877.31	148,571.06 247,809.10	0.22	-4,352.13 6,931.79
2,716.000 SAGE GROUP ORD 1P EX0802168 NV5F20000102: RBIF-ALLBRSTN INTLEQ	2.8500 4.7537	7,677.66 12,125.86	7,740.60 12,910.93	0.01	62.94 785.07
64,951.000 LLOYDS BANKING GROUP PLC EX0870611 GBP0.1 NV5F20000102: RBIF-ALLBRSTN INTLEQ	0.5925 0.9883	44,099.96 69,352.54	38,483.47 64,188.50	0.06	-5,616.49 -5,164.04
5,787.000 BG GROUP PLC ORD GBP0.10 EX0876287 NV5F20000102: RBIF-ALLBRSTN INTLEQ	15.3350 25.5780	78,826.67 124,195.50	88,743.65 148,019.97	0.13	9,916.98 23,824.47
13,722.000 TESCO ORD 5P EX0884703 NV5F20000102: RBIF-ALLBRSTN INTLEQ	4.0355 6.7310	58,107.59 91,383.38	55,375.13 92,362.95	0.08	-2,732.46 979.57
1,591.000 SMITH & NEPHEW ORD USD0.20 EX0922321 NV5F20000102: RBIF-ALLBRSTN INTLEQ	6.5750 10.9668	10,740.38 17,029.98	10,460.83 17,448.14	0.02	-279.55 418.16
8,879.000 GLAXOSMITHKLINE ORD GBP0.25 EX0925282 NV5F20000102: RBIF-ALLBRSTN INTLEQ	13.0550 21.7751	110,332.93 173,690.73	115,915.35 193,341.01	0.17	5,582.42 19,650.28
247.000 WEIR GROUP ORD 12.5P EX0946585 NV5F20000102: RBIF-ALLBRSTN INTLEQ	19.2400 32.0914	4,382.66 6,846.15	4,752.28 7,926.57	0.01	369.62 1,080.42
898.000 BABCOCK INTL GROUP ORD GBP0.60 EX0969702 NV5F20000102: RBIF-ALLBRSTN INTLEQ	6.4050 10.6832	5,208.93 8,343.40	5,751.69 9,593.53	0.01	542.76 1,250.13

Asset Detail - By Asset type

Report ID : IACS0005

BNY MELLON


Base Currency : USD

TOTAL RBIF RET SYS - NV5G00000000

4/30/2011

Status : FINAL

Shares/Par Security ID Description Link Ref	Price Local/Base	Cost Local/Base	Market Value Local/Base	Percent Of Total	Net Unrealized Gain/Loss Local/Base
2,417.000 ASTRAZENECA ORD USD0.25 EX0989528 NV5F20000102: RBIF-ALLBRSTN INTLEQ	29.9000 49.8717	74,568.26 117,372.12	72,268.30 120,539.91	0.11	-2,299.96 3,167.79
12,339.000 BT GROUP ORD GBP0.05 EX3091355 NV5F20000102: RBIF-ALLBRSTN INTLEQ	1.9580 3.2658	22,647.62 35,759.21	24,159.76 40,297.27	0.04	1,512.14 4,538.06
448.000 LONMIN ORD USD1 EX3119248 NV5F20000102: RBIF-ALLBRSTN INTLEQ	16.3200 27.2209	7,744.76 12,296.54	7,311.36 12,194.98	0.01	-433.40 -101.56
211.000 CARNIVAL PLC ORD USD1.66 EX3121525 NV5F20000102: RBIF-ALLBRSTN INTLEQ	24.1500 40.2810	5,767.50 9,009.42	5,095.65 8,499.29	0.01	-671.85 -510.13
2,945.000 MARKS & SPENCER GROUP ORD EX3127480 GBP0.25 NV5F20000102: RBIF-ALLBRSTN INTLEQ	3.8800 6.4716	10,668.84 16,816.08	11,426.60 19,059.00	0.02	757.76 2,242.92
19,779.000 BARCLAYS ORD GBP0.25 EX3134866 NV5F20000102: RBIF-ALLBRSTN INTLEQ	2.8230 4.7086	55,508.29 87,563.54	55,836.12 93,131.86	0.08	327.83 5,568.32
3,547.000 XSTRATA COM STK USD0.50 EX3141101 NV5F20000102: RBIF-ALLBRSTN INTLEQ	15.2150 25.3779	51,636.06 81,355.03	53,967.61 90,015.28	0.08	2,331.55 8,660.25
232.000 INTERTEK GROUP PLC ORD GBP0.01 EX3163832 NV5F20000102: RBIF-ALLBRSTN INTLEQ	21.2500 35.4439	4,375.40 6,834.82	4,930.00 8,222.99	0.01	554.60 1,388.17
511.000 BURBERRY GROUP ORD GBP0.0005 EX3174300 NV5F20000102: RBIF-ALLBRSTN INTLEQ	12.9500 21.6000	5,758.68 8,995.63	6,617.45 11,037.58	0.01	858.77 2,041.95
1,781.000 LAND SECS GP ORD GBP0.10 REITS EX3180943 NV5F20000102: RBIF-ALLBRSTN INTLEQ	7.8500 13.0934	12,565.43 19,895.05	13,980.85 23,319.36	0.02	1,415.42 3,424.31

 BNY MELLON TOTAL RBIF RET SYS - NV5G00000000	Asset Detail - By Asset type			Report ID : IACS0005	
	4/30/2011			Base Currency : USD	
				Status : FINAL	

Shares/Par Security ID Description Link Ref	Price Local/Base	Cost Local/Base	Market Value Local/Base	Percent Of Total	Net Unrealized Gain/Loss Local/Base
218.000 NEXT GROUP ORD GBP0.10 EX3208983 NV5F20000102: RBIF-ALLBRSTN INTLEQ	22.3700 37.3120	4,418.18 6,901.63	4,876.66 8,134.03	0.01	458.48 1,232.40
2,949.000 ROLLS ROYCE GROUP ORD GBP0.20 EX3283648 NV5F20000102: RBIF-ALLBRSTN INTLEQ	6.4150 10.6999	18,511.54 29,225.66	18,917.84 31,554.01	0.03	406.30 2,328.35
5,310.000 KINGFISHER ORD GBP0.157142857 EX3319525 NV5F20000102: RBIF-ALLBRSTN INTLEQ	2.7450 4.5785	13,332.73 21,083.35	14,575.95 24,311.96	0.02	1,243.22 3,228.61
188.000 VEDANTA RESOURCES PLC EX3327700 NV5F20000102: RBIF-ALLBRSTN INTLEQ	23.2500 38.7798	4,439.53 6,934.99	4,371.00 7,290.61	0.01	-68.53 355.62
829.000 ICAP ORD GBP0.10 EX3387217 NV5F20000102: RBIF-ALLBRSTN INTLEQ	5.1850 8.6483	4,417.00 6,899.79	4,298.37 7,169.47	0.01	-118.63 269.68
5,930.000 ITV ORD GBP0.10 EX3398644 NV5F20000102: RBIF-ALLBRSTN INTLEQ	0.7605 1.2685	4,325.03 6,756.14	4,509.77 7,522.07	0.01	184.74 765.93
TOTAL BRITISH POUND STERLING EQUITY		2,592,563.02 4,083,355.12	2,651,853.85 4,423,159.65	4.00	59,290.83 339,804.53
DANISH KRONE					
40.000 TRYG A/S SDB0LL2W9 NV5F20000102: RBIF-ALLBRSTN INTLEQ	321.5000 63.9591	10,511.15 1,878.15	12,860.00 2,558.36	0.00	2,348.85 680.21
32.000 COLOPLAST SER 'B' DKK5 SDB04TZX3 NV5F20000102: RBIF-ALLBRSTN INTLEQ	740.0000 147.2153	24,231.27 4,329.68	23,680.00 4,710.89	0.00	-551.27 381.21
475.000 DSV DKK1 (POST SUBDIVISION) SDB1WT5G0 NV5F20000102: RBIF-ALLBRSTN INTLEQ	131.6000 26.1805	59,025.20 10,900.17	62,510.00 12,435.72	0.01	3,484.80 1,535.55

Asset Detail - By Asset type

Report ID : IACS0005

BNY MELLON

Base Currency : USD


TOTAL RBIF RET SYS - NV5G00000000

4/30/2011

Status : FINAL

Shares/Par Security ID Description Link Ref	Price Local/Base	Cost Local/Base	Market Value Local/Base	Percent Of Total	Net Unrealized Gain/Loss Local/Base
93.000 PANDORA A/S SDB44XTX3 NV5F20000102: RBIF-ALLBRSTN INTLEQ	226.8000 45.1195	29,303.79 5,428.54	21,092.40 4,196.11	0.00	-8,211.39 -1,232.43
198.000 CARLSBERG 'B' DKK20 SD4169217 NV5F20000102: RBIF-ALLBRSTN INTLEQ	598.0000 118.9659	112,874.35 20,533.07	118,404.00 23,555.25	0.02	5,529.65 3,022.18
2.000 A P MOLLER - MAERSK A/S SD4253045 DNKR1000 NV5F20000102: RBIF-ALLBRSTN INTLEQ	51,000.0000 10,145.9223	98,929.67 17,695.24	102,000.00 20,291.84	0.02	3,070.33 2,596.60
1.000 AP MOLLER MAERSK A/S SD4253052 NV5F20000102: RBIF-ALLBRSTN INTLEQ	49,480.0000 9,843.5340	48,254.47 8,631.13	49,480.00 9,843.53	0.01	1,225.53 1,212.40
1,035.000 DANSKE BANK AS DKK10 SD4588820 NV5F20000102: RBIF-ALLBRSTN INTLEQ	121.0000 24.0717	127,958.28 23,898.98	125,235.00 24,914.21	0.02	-2,723.28 1,015.23
85.000 NOVOZYMES A/S SER 'B' DKK10 SD4658532 NV5F20000102: RBIF-ALLBRSTN INTLEQ	870.0000 173.0775	65,181.54 11,654.34	73,950.00 14,711.59	0.01	8,768.46 3,057.25
57.000 WILLIAM DEMANT HOL DKK1 SD5961547 NV5F20000102: RBIF-ALLBRSTN INTLEQ	469.4000 93.3823	23,662.10 4,227.98	26,755.80 5,322.79	0.00	3,093.70 1,094.81
324.000 VESTAS WIND SYSTEM DKK1 SD5964657 NV5F20000102: RBIF-ALLBRSTN INTLEQ	178.8000 35.5704	59,238.67 10,696.84	57,931.20 11,524.81	0.01	-1,307.47 827.97
743.000 NOVO-NORDISK AS DKK1 SD7077524 NV5F20000102: RBIF-ALLBRSTN INTLEQ	636.5000 126.6251	463,273.45 84,080.22	472,919.50 94,082.44	0.09	9,646.05 10,002.22
TOTAL DANISH KRONE EQUITY		1,122,443.94 203,954.34	1,146,817.90 228,147.54	0.21	24,373.96 24,193.20

EURO CURRENCY UNIT

 BNY MELLON TOTAL RBIF RET SYS - NV5G00000000	Asset Detail - By Asset type			Report ID : IACS0005	
	4/30/2011			Base Currency : USD	
				Status : FINAL	

Shares/Par Security ID Description Link Ref	Price Local/Base	Cost Local/Base	Market Value Local/Base	Percent Of Total	Net Unrealized Gain/Loss Local/Base
86.000 VIENNA INSURANCE GROUP NPV(BR) EAB0BKSS4 NV5F20000102: RBIF-ALLBRSTN INTLEQ	40.3000 59.7891	3,364.47 4,482.51	3,465.80 5,141.86	0.00	101.33 659.35
60.000 RAIFFEISEN BANK INTERNATIONAL EAB0704T7 HOLDING AG NV5F20000102: RBIF-ALLBRSTN INTLEQ	37.2250 55.2270	2,481.14 3,307.12	2,233.50 3,313.62	0.00	-247.64 6.50
559.000 TELEKOM AUSTRIA (TA) NPV EA4635085 NV5F20000102: RBIF-ALLBRSTN INTLEQ	10.4400 15.4888	5,791.28 7,803.71	5,835.96 8,658.23	0.01	44.68 854.52
284.000 OMV AG NPV EA4651454 NV5F20000102: RBIF-ALLBRSTN INTLEQ	30.7900 45.6800	8,384.71 11,452.75	8,744.36 12,973.13	0.01	359.65 1,520.38
140.000 VERBUND AG EA4661602 NV5F20000102: RBIF-ALLBRSTN INTLEQ	30.5250 45.2869	4,000.20 5,494.05	4,273.50 6,340.16	0.01	273.30 846.11
183.000 VOESTALPINE AG EA4943406 NV5F20000102: RBIF-ALLBRSTN INTLEQ	33.2250 49.2926	6,388.42 8,602.47	6,080.18 9,020.56	0.01	-308.24 418.09
327.000 ERSTE GROUP BANK AG EA5289833 NV5F20000102: RBIF-ALLBRSTN INTLEQ	34.1200 50.6204	11,431.77 15,412.42	11,157.24 16,552.88	0.01	-274.53 1,140.46
1,760.000 IMMOFINANZ AG NPV EA5679918 NV5F20000102: RBIF-ALLBRSTN INTLEQ	3.2100 4.7624	5,456.52 7,436.73	5,649.60 8,381.75	0.01	193.08 945.02
260.000 BELGACOM NPV EBB00D9P7 NV5F20000102: RBIF-ALLBRSTN INTLEQ	26.5550 39.3970	6,773.51 9,219.34	6,904.30 10,243.22	0.01	130.79 1,023.88
68.000 NATIONALE A PORTEFEUILLE NPV EBB1H4YG9 (NAT PORT) NV5F20000102: RBIF-ALLBRSTN INTLEQ	48.8400 72.4590	2,534.10 3,374.79	3,321.12 4,927.21	0.00	787.02 1,552.42

Asset Detail - By Asset type

BNY MELLON


Base Currency : USD

TOTAL RBIF RET SYS - NV5G00000000

4/30/2011

Status : FINAL

Shares/Par Security ID Description Link Ref	Price Local/Base	Cost Local/Base	Market Value Local/Base	Percent Of Total	Net Unrealized Gain/Loss Local/Base
193.000 UMICORE NPV EB4005006 NV5F20000102: RBIF-ALLBRSTN INTLEQ	38.7250 57.4524	7,392.74 9,957.84	7,473.93 11,088.32	0.01	81.19 1,130.48
192.000 DELHAIZE GROUP EB4262110 NV5F20000102: RBIF-ALLBRSTN INTLEQ	58.4600 86.7313	10,645.45 14,592.92	11,224.32 16,652.40	0.02	578.87 2,059.48
256.000 KBC GROUPE NPV EB4497740 NV5F20000102: RBIF-ALLBRSTN INTLEQ	27.5200 40.8287	7,512.41 10,111.37	7,045.12 10,452.14	0.01	-467.29 340.77
1,234.000 ANHEUSER-BUSCH INBEV NV EB4755311 NV5F20000102: RBIF-ALLBRSTN INTLEQ	43.0500 63.8690	52,455.94 70,602.04	53,123.70 78,814.32	0.07	667.76 8,212.28
110.000 SOLVAY NPV EB4821105 NV5F20000102: RBIF-ALLBRSTN INTLEQ	97.3900 144.4878	8,987.79 12,286.36	10,712.90 15,893.66	0.01	1,725.11 3,607.30
66.000 MOBISTAR NPV EB5541975 NV5F20000102: RBIF-ALLBRSTN INTLEQ	50.0900 74.3135	3,051.11 4,124.18	3,305.94 4,904.69	0.00	254.83 780.51
189.000 UCB S A NPV EB5596995 NV5F20000102: RBIF-ALLBRSTN INTLEQ	32.6050 48.3728	4,983.74 6,806.88	6,162.35 9,142.46	0.01	1,178.61 2,335.58
144.000 COLRUYT SA NPV EB5806220 NV5F20000102: RBIF-ALLBRSTN INTLEQ	38.9650 57.8085	5,423.70 7,327.80	5,610.96 8,324.42	0.01	187.26 996.62
70.000 BEKAERT SA EB5827432 NV5F20000102: RBIF-ALLBRSTN INTLEQ	84.4900 125.3494	5,705.40 7,695.83	5,914.30 8,774.46	0.01	208.90 1,078.63
147.000 GROUPE BRUXELLES L NPV EB7097323 NV5F20000102: RBIF-ALLBRSTN INTLEQ	66.9500 99.3270	9,433.45 12,796.24	9,841.65 14,601.07	0.01	408.20 1,804.83

 BNY MELLON TOTAL RBIF RET SYS - NV5G00000000	Asset Detail - By Asset type			Report ID : IACS0005	
	4/30/2011			Base Currency : USD	
				Status : FINAL	

Shares/Par Security ID Description Link Ref	Price Local/Base	Cost Local/Base	Market Value Local/Base	Percent Of Total	Net Unrealized Gain/Loss Local/Base
897.000 DEXIA NPV EB7147615 NV5F20000102: RBIF-ALLBRSTN INTLEQ	2.6900 3.9909	2,690.91 3,586.71	2,412.93 3,579.82	0.00	-277.98 -6.89
3,553.000 AGEAS NPV EB7266134 NV5F20000102: RBIF-ALLBRSTN INTLEQ	2.0490 3.0399	7,072.78 9,530.75	7,280.10 10,800.76	0.01	207.32 1,270.01
165.000 LANXESS AG NPV EDB05M8B0 NV5F20000102: RBIF-ALLBRSTN INTLEQ	61.8400 91.7458	9,579.57 12,762.32	10,203.60 15,138.06	0.01	624.03 2,375.74
60.000 WACKER CHEMIE AG NPV (BR) EDB11Y560 NV5F20000102: RBIF-ALLBRSTN INTLEQ	167.3400 248.2656	8,102.43 10,799.73	10,040.40 14,895.94	0.01	1,937.97 4,096.21
297.000 KABEL DEUTSCHLAND HOLDING AG EDB4T92J4 NV5F20000102: RBIF-ALLBRSTN INTLEQ	42.2600 62.6969	11,111.13 15,767.81	12,551.22 18,620.99	0.02	1,440.09 2,853.18
246.000 ADIDAS AG NPV ED4031974 NV5F20000102: RBIF-ALLBRSTN INTLEQ	50.2000 74.4767	12,421.81 16,557.03	12,349.20 18,321.27	0.02	-72.61 1,764.24
1,304.000 COMMERZBANK AG NPV ED4325533 NV5F20000102: RBIF-ALLBRSTN INTLEQ	4.3000 6.3795	7,660.69 10,210.94	5,607.20 8,318.84	0.01	-2,053.49 -1,892.10
249.000 FRESENIUS SE & CO KGAA ED4352099 NV5F20000102: RBIF-ALLBRSTN INTLEQ	70.9800 105.3059	16,269.56 21,685.70	17,674.02 26,221.18	0.02	1,404.46 4,535.48
571.000 UNITED INTERNET AG NPV REGD ED4354137 NV5F20000102: RBIF-ALLBRSTN INTLEQ	13.1800 19.5538	7,074.04 9,704.47	7,525.78 11,165.25	0.01	451.74 1,460.78
401.000 HANNOVER RUECKVERSICHERUNG AG ED4511801 ORD NPV (REGD) NV5F20000102: RBIF-ALLBRSTN INTLEQ	41.0000 60.8276	15,689.63 21,994.19	16,441.00 24,391.87	0.02	751.37 2,397.68

Asset Detail - By Asset type

BNY MELLON

TOTAL RBIF RET SYS - NV5G00000000

4/30/2011

Base Currency : USD

Status : FINAL

Shares/Par Security ID Description Link Ref	Price Local/Base	Cost Local/Base	Market Value Local/Base	Percent Of Total	Net Unrealized Gain/Loss Local/Base
264.000 GEA GROUP AG NPV ED4557101 NV5F20000102: RBIF-ALLBRSTN INTLEQ	24.4800 36.3185	5,499.45 7,539.74	6,462.72 9,588.09	0.01	963.27 2,048.35
131.000 CONTINENTAL AG NPV ED4598584 NV5F20000102: RBIF-ALLBRSTN INTLEQ	67.7300 100.4842	8,023.54 10,694.57	8,872.63 13,163.43	0.01	849.09 2,468.86
1,483.000 DEUTSCHE POST AG NPV (REGD) ED4617855 NV5F20000102: RBIF-ALLBRSTN INTLEQ	13.3300 19.7764	19,227.81 26,615.59	19,768.39 29,328.38	0.03	540.58 2,712.79
15.000 AXEL SPRINGER AG ED4647316 NV5F20000102: RBIF-ALLBRSTN INTLEQ	110.7000 164.2345	1,867.31 2,486.79	1,660.50 2,463.52	0.00	-206.81 -23.27
149.000 MERCK KGAA NPV ED4741846 NV5F20000102: RBIF-ALLBRSTN INTLEQ	71.4400 105.9884	9,206.72 12,466.97	10,644.56 15,792.27	0.01	1,437.84 3,325.30
666.000 RWE AG (NEU) NPV 'A' ED4768963 NV5F20000102: RBIF-ALLBRSTN INTLEQ	44.0050 65.2858	32,962.02 44,348.62	29,307.33 43,480.35	0.04	-3,654.69 -868.27
1,504.000 SAP AG ORD NPV ED4846280 NV5F20000102: RBIF-ALLBRSTN INTLEQ	43.4950 64.5292	59,017.89 80,254.12	65,416.48 97,051.89	0.09	6,398.59 16,797.77
3,155.000 E.ON AG NPV ED4942907 NV5F20000102: RBIF-ALLBRSTN INTLEQ	23.1300 34.3157	72,507.87 98,249.35	72,975.15 108,265.93	0.10	467.28 10,016.58
226.000 HENKEL AG & CO KGAA NPV(BR) ED5002461 NV5F20000102: RBIF-ALLBRSTN INTLEQ	38.3250 56.8590	8,792.62 11,714.51	8,661.45 12,850.13	0.01	-131.17 1,135.62
152.000 METRO AG ORD NPV ED5041410 NV5F20000102: RBIF-ALLBRSTN INTLEQ	49.6000 73.5866	8,316.89 11,085.58	7,539.20 11,185.16	0.01	-777.69 99.58

Asset Detail - By Asset type

Report ID : IACS0005

BNY MELLON

Base Currency : USD

TOTAL RBIF RET SYS - NV5G00000000

4/30/2011

Status : FINAL

Shares/Par Security ID Description Link Ref	Price Local/Base	Cost Local/Base	Market Value Local/Base	Percent Of Total	Net Unrealized Gain/Loss Local/Base
41.000 PUMA AG NPV ED5064727 NV5F20000102: RBIF-ALLBRSTN INTLEQ	225.6700 334.8040	9,683.21 13,101.87	9,252.47 13,726.96	0.01	-430.74 625.09
1,449.000 BAYER AG ORD NPV ED5069213 NV5F20000102: RBIF-ALLBRSTN INTLEQ	59.1000 87.6808	82,326.53 111,573.93	85,635.90 127,049.42	0.11	3,309.37 15,475.49
1,570.000 BASF SE NPV ED5086571 NV5F20000102: RBIF-ALLBRSTN INTLEQ	69.2100 102.6800	95,405.49 128,505.88	108,659.70 161,207.53	0.15	13,254.21 32,701.65
188.000 BEIERSDORF AG NPV ED5107401 NV5F20000102: RBIF-ALLBRSTN INTLEQ	43.8600 65.0707	8,242.51 10,986.44	8,245.68 12,233.29	0.01	3.17 1,246.85
124.000 HOCHTIEF AG NPV ED5108664 NV5F20000102: RBIF-ALLBRSTN INTLEQ	63.9500 94.8762	7,988.00 10,647.21	7,929.80 11,764.65	0.01	-58.20 1,117.44
173.000 HEIDELBERGCEMENT AG ED5120677 NV5F20000102: RBIF-ALLBRSTN INTLEQ	51.6300 76.5983	8,116.13 10,817.99	8,931.99 13,251.50	0.01	815.86 2,433.51
226.000 FRESENIUS MEDICAL CARE AG & CO ED5129074 KGAA NPV NV5F20000102: RBIF-ALLBRSTN INTLEQ	53.0100 78.6456	10,020.46 13,356.27	11,980.26 17,773.91	0.02	1,959.80 4,417.64
795.000 ALLIANZ SE (SOCIETAS EUROPEAE) ED5231482 NV5F20000102: RBIF-ALLBRSTN INTLEQ	106.3000 157.7067	74,852.42 101,595.35	84,508.50 125,376.81	0.11	9,656.08 23,781.46
475.000 DEUTSCHE LUFTHANSA AG ORD NPV ED5287484 REGD VINK NV5F20000102: RBIF-ALLBRSTN INTLEQ	15.3550 22.7807	8,181.95 10,905.73	7,293.63 10,820.83	0.01	-888.32 -84.90
300.000 MUENCHENER RUECKVERSICHERUNGS ED5294126 G NPV REGD NV5F20000102: RBIF-ALLBRSTN INTLEQ	111.4100 165.2879	34,759.48 46,792.56	33,423.00 49,586.36	0.04	-1,336.48 2,793.80

Asset Detail - By Asset type

Report ID : IACS0005

BNY MELLON

Base Currency : USD

TOTAL RBIF RET SYS - NV5G00000000

4/30/2011

Status : FINAL

Shares/Par Security ID Description Link Ref	Price Local/Base	Cost Local/Base	Market Value Local/Base	Percent Of Total	Net Unrealized Gain/Loss Local/Base
221.000 SALZGITTER AG ORD NPV ED5465353 NV5F20000102: RBIF-ALLBRSTN INTLEQ	53.1400 78.8385	12,646.70 17,668.27	11,743.94 17,423.31	0.02	-902.76 -244.96
69.000 VOLKSWAGEN AG ORD NPV ED5497109 NV5F20000102: RBIF-ALLBRSTN INTLEQ	120.3000 178.4771	7,999.50 10,662.53	8,300.70 12,314.92	0.01	301.20 1,652.39
1,581.000 DAIMLER AG ORD NPV ED5529026 (REGD) NV5F20000102: RBIF-ALLBRSTN INTLEQ	51.9700 77.1027	83,905.01 113,622.53	82,164.57 121,899.36	0.11	-1,740.44 8,276.83
124.000 MAN SE ORD NPV ED5563520 NV5F20000102: RBIF-ALLBRSTN INTLEQ	94.1000 139.6068	11,077.76 14,765.55	11,668.40 17,311.24	0.02	590.64 2,545.69
392.000 THYSENKRUPP AG NPV ED5636920 NV5F20000102: RBIF-ALLBRSTN INTLEQ	31.0950 46.1325	12,190.94 16,249.31	12,189.24 18,083.96	0.02	-1.70 1,834.65
1,406.000 SIEMENS AG NPV REGD ED5727976 NV5F20000102: RBIF-ALLBRSTN INTLEQ	98.3100 145.8527	130,883.66 176,378.18	138,223.86 205,068.92	0.19	7,340.20 28,690.74
835.000 QIAGEN NV EUR0.01 ED5732828 NV5F20000102: RBIF-ALLBRSTN INTLEQ	14.4000 21.3638	11,772.86 16,706.87	12,024.00 17,838.81	0.02	251.14 1,131.94
269.000 LINDE AG NPV ED5740813 NV5F20000102: RBIF-ALLBRSTN INTLEQ	121.5500 180.3316	29,948.49 40,297.74	32,696.95 48,509.20	0.04	2,748.46 8,211.46
1,481.000 DEUTSCHE BANK AG ORD NPV REGD ED5750358 NV5F20000102: RBIF-ALLBRSTN INTLEQ	44.0350 65.3303	60,637.77 81,424.01	65,215.84 96,754.22	0.09	4,578.07 15,330.21
527.000 BAYERISCHE MOTOREN WERKE (BMW) ED5756025 AG EUR1 NV5F20000102: RBIF-ALLBRSTN INTLEQ	63.5100 94.2234	32,239.31 43,363.69	33,469.77 49,655.75	0.04	1,230.46 6,292.06

Asset Detail - By Asset type

Report ID : IACS0005

BNY MELLON

Base Currency : USD

TOTAL RBIF RET SYS - NV5G00000000

4/30/2011

Status : FINAL

Shares/Par Security ID Description Link Ref	Price Local/Base	Cost Local/Base	Market Value Local/Base	Percent Of Total	Net Unrealized Gain/Loss Local/Base
168.000 K&S AG NPV ED5761629 NV5F20000102: RBIF-ALLBRSTN INTLEQ	54.7900 81.2864	9,098.25 12,127.06	9,204.72 13,656.12	0.01	106.47 1,529.06
451.000 SUEDZUCKER AG NPV ED5784464 NV5F20000102: RBIF-ALLBRSTN INTLEQ	20.7550 30.7921	8,901.89 12,551.94	9,360.51 13,887.25	0.01	458.62 1,335.31
5,048.000 DEUTSCHE TELEKOM AG NPV (REGD) ED5842353 NV5F20000102: RBIF-ALLBRSTN INTLEQ	11.2450 16.6831	50,153.19 67,690.59	56,764.76 84,216.20	0.08	6,611.57 16,525.61
1,275.000 INFINEON TECHNOLOGIES ORD NPV ED5889503 NV5F20000102: RBIF-ALLBRSTN INTLEQ	7.6320 11.3228	8,965.94 11,950.71	9,730.80 14,436.61	0.01	764.86 2,485.90
361.000 DEUTSCHE BOERSE AG NPV ED7021964 NV5F20000102: RBIF-ALLBRSTN INTLEQ	56.1400 83.2893	18,730.32 25,575.15	20,266.54 30,067.44	0.03	1,536.22 4,492.29
264.000 FRAPORT AG NPV ED7107557 NV5F20000102: RBIF-ALLBRSTN INTLEQ	54.0100 80.1292	13,271.22 18,356.19	14,258.64 21,154.12	0.02	987.42 2,797.93
1,655.000 BCO POPULAR ESP EUR0.10 (POST EEB0BV6K3 SUBD) NV5F20000102: RBIF-ALLBRSTN INTLEQ	4.0480 6.0056	6,744.76 9,379.42	6,699.44 9,939.29	0.01	-45.32 559.87
297.000 ACS ACTIVIDADES CO EUR0.5 EEB01FLQ9 NV5F20000102: RBIF-ALLBRSTN INTLEQ	33.9650 50.3905	10,317.60 13,962.74	10,087.61 14,965.98	0.01	-229.99 1,003.24
409.000 GESTEVISION TELECINCO SA EEB01G2K1 NV5F20000102: RBIF-ALLBRSTN INTLEQ	7.5870 11.2561	3,451.16 4,598.02	3,103.08 4,603.73	0.00	-348.08 5.71
162.000 GRIFOLS SA EUR0.5 EEB01SPF1 NV5F20000102: RBIF-ALLBRSTN INTLEQ	13.3700 19.8357	1,656.95 2,208.55	2,165.94 3,213.39	0.00	508.99 1,004.84

Asset Detail - By Asset type

Report ID : IACS0005

BNY MELLON


Base Currency : USD

TOTAL RBIF RET SYS - NV5G00000000

4/30/2011

Status : FINAL

Shares/Par Security ID Description Link Ref	Price Local/Base	Cost Local/Base	Market Value Local/Base	Percent Of Total	Net Unrealized Gain/Loss Local/Base
137.000 ACERINOX SA EUR0.25 EEB01ZVZ4 NV5F20000102: RBIF-ALLBRSTN INTLEQ	13.5650 20.1250	1,648.60 2,197.42	1,858.41 2,757.14	0.00	209.81 559.72
516.000 FERROVIAL SA EUR0.2 EEB038516 NV5F20000102: RBIF-ALLBRSTN INTLEQ	9.3130 13.8168	4,180.33 5,571.97	4,805.51 7,129.45	0.01	625.18 1,557.48
1,520.000 MAPFRE SA EUR0.10 EEB1G40S5 NV5F20000102: RBIF-ALLBRSTN INTLEQ	2.8200 4.1838	3,268.98 4,357.23	4,286.40 6,359.30	0.01	1,017.42 2,002.07
1,214.000 BANCO DE SABADELL SA NEW EEB1X8QN0 EUR0.125 (POST SPLIT 20) NV5F20000102: RBIF-ALLBRSTN INTLEQ	2.9930 4.4404	3,885.97 5,179.61	3,633.50 5,390.66	0.00	-252.47 211.05
1,482.000 CRITERIA CAIXACORP SA EUR1 EEB283W91 NV5F20000102: RBIF-ALLBRSTN INTLEQ	4.9850 7.3957	6,470.81 8,837.37	7,387.77 10,960.50	0.01	916.96 2,123.13
6,419.000 IBERDROLA SA EUR0.75 (POST EEB288C92 SUBDIVISION) NV5F20000102: RBIF-ALLBRSTN INTLEQ	6.2700 9.3022	36,065.97 48,403.24	40,247.13 59,710.64	0.05	4,181.16 11,307.40
1,281.000 IBERDROLA RENOVABLES SA EUR0.5 EEB29NWR6 NV5F20000102: RBIF-ALLBRSTN INTLEQ	3.0910 4.5858	3,280.34 4,372.37	3,959.57 5,874.42	0.01	679.23 1,502.05
1,130.000 BANCO DE VALENCIA EUR0.25 EEB3BWN18 NV5F20000102: RBIF-ALLBRSTN INTLEQ	2.7300 4.0502	3,980.27 5,497.55	3,084.90 4,576.76	0.00	-895.37 -920.79
236.000 AMADEUS IT HOLDING SA-A SHS EEB3MSM24 NV5F20000102: RBIF-ALLBRSTN INTLEQ	14.1400 20.9781	3,633.13 4,842.60	3,337.04 4,950.83	0.00	-296.09 108.23
1,130.000 BANCO DE VALENCIA SA EEB4XLQ88 RTS EXP 09-MAY-2011 NV5F20000102: RBIF-ALLBRSTN INTLEQ	0.0530 0.0786	79.75 110.15	59.89 88.85	0.00	-19.86 -21.30

 BNY MELLON TOTAL RBIF RET SYS - NV5G00000000	Asset Detail - By Asset type			Report ID : IACS0005	
	4/30/2011			Base Currency : USD	
				Status : FINAL	

Shares/Par Security ID Description Link Ref	Price Local/Base	Cost Local/Base	Market Value Local/Base	Percent Of Total	Net Unrealized Gain/Loss Local/Base
2,766.000 INTERNATIONAL CONSOLIDATED AIR EEB5282K7 NV5F20000102: RBIF-ALLBRSTN INTLEQ	2.6920 3.9939	8,170.19 11,267.85	7,446.07 11,046.99	0.01	-724.12 -220.86
514.000 ABERTISINFRAESTRUCTURAS SA EE4065665 EUR3 NV5F20000102: RBIF-ALLBRSTN INTLEQ	15.9950 23.7302	7,378.68 10,055.79	8,221.43 12,197.31	0.01	842.75 2,141.52
294.000 INDIRA SISTEMAS SA EUR0.20 EE4476219 NV5F20000102: RBIF-ALLBRSTN INTLEQ	15.3200 22.7288	4,041.61 5,502.19	4,504.08 6,682.25	0.01	462.47 1,180.06
797.000 BANKINTER S A EUR0.3 REGD EE5474007 NV5F20000102: RBIF-ALLBRSTN INTLEQ	5.0400 7.4773	3,368.84 4,488.31	4,016.88 5,959.44	0.01	648.04 1,471.13
7,415.000 BANCO BILBAO VIZCAYA EE5501908 ARGENTARIA SA EUR0.49 NV5F20000102: RBIF-ALLBRSTN INTLEQ	8.6600 12.8480	59,024.65 79,548.74	64,213.90 95,267.74	0.09	5,189.25 15,719.00
48.000 ACCIONA SA EUR1.00 EE5579102 NV5F20000102: RBIF-ALLBRSTN INTLEQ	78.5400 116.5219	2,559.17 3,408.18	3,769.92 5,593.05	0.01	1,210.75 2,184.87
642.000 GAS NAT SDG SA EUR1 EE5650424 NV5F20000102: RBIF-ALLBRSTN INTLEQ	13.8800 20.5924	7,846.93 10,759.76	8,910.96 13,220.30	0.01	1,064.03 2,460.54
1,268.000 REPSOL YPF SA EUR1 EE5669358 NV5F20000102: RBIF-ALLBRSTN INTLEQ	24.1100 35.7696	27,872.62 37,613.04	30,571.48 45,355.85	0.04	2,698.86 7,742.81
14,592.000 BANCO SANTANDER SA EUR0.50 EE5705947 (REGD) NV5F20000102: RBIF-ALLBRSTN INTLEQ	8.6220 12.7916	121,453.85 164,060.21	125,812.22 186,655.01	0.17	4,358.37 22,594.80
203.000 RED ELECTRICA CORPORATION SA EE5723775 EUR2 NV5F20000102: RBIF-ALLBRSTN INTLEQ	43.0800 63.9135	7,546.52 10,201.97	8,745.24 12,974.44	0.01	1,198.72 2,772.47

Asset Detail - By Asset type

Report ID : IACS0005

BNY MELLON


Base Currency : USD

TOTAL RBIF RET SYS - NV5G0000000

4/30/2011

Status : FINAL

Shares/Par Security ID Description Link Ref	Price Local/Base	Cost Local/Base	Market Value Local/Base	Percent Of Total	Net Unrealized Gain/Loss Local/Base
7,196.000 TELEFONICA SA EUR1 EE5732529 NV5F20000102: RBIF-ALLBRSTN INTLEQ	18.1500 26.9273	126,016.72 170,193.20	130,607.40 193,769.14	0.18	4,590.68 23,575.94
291.000 ZARADOYA-OTIS EUR0.1 EE5770909 NV5F20000102: RBIF-ALLBRSTN INTLEQ	11.5000 17.0614	3,228.16 4,302.81	3,346.50 4,964.87	0.00	118.34 662.06
129.000 FOMENTO DE CONSTRUCCIONES Y EE5787119 CONTRA EUR1 NV5F20000102: RBIF-ALLBRSTN INTLEQ	22.9300 34.0189	2,745.94 3,764.68	2,957.97 4,388.44	0.00	212.03 623.76
390.000 INDUSTRIA DE DISENO TEXTIL SA EE7111318 EUR0.15 NV5F20000102: RBIF-ALLBRSTN INTLEQ	60.5400 89.8171	22,868.49 31,087.23	23,610.60 35,028.69	0.03	742.11 3,941.46
368.000 ENAGAS SA EUR1.50 EE7383073 NV5F20000102: RBIF-ALLBRSTN INTLEQ	16.7050 24.7835	5,837.97 8,176.78	6,147.44 9,120.34	0.01	309.47 943.56
1,967.000 GDF SUEZ EUR1 EFB0C2CQ3 NV5F20000102: RBIF-ALLBRSTN INTLEQ	27.6250 40.9845	55,129.87 74,142.65	54,338.38 80,616.42	0.07	-791.49 6,473.77
255.000 ALSTOM EUR7 (POST EFB0DJ8Q0 CONSOLIDATION NV5F20000102: RBIF-ALLBRSTN INTLEQ	44.8950 66.6062	9,152.14 12,198.89	11,448.23 16,984.59	0.02	2,296.09 4,785.70
361.000 EUTELSAT COMMUNICATIONS EFB0M7KJ8 PROMESSES EUR1 NV5F20000102: RBIF-ALLBRSTN INTLEQ	29.1250 43.2099	10,157.98 13,527.89	10,514.13 15,598.76	0.01	356.15 2,070.87
539.000 EDF EUR0.5 EFB0NJ12 NV5F20000102: RBIF-ALLBRSTN INTLEQ	28.4250 42.1713	16,461.32 22,533.37	15,321.08 22,730.35	0.02	-1,140.24 196.98
693.000 SES SA FIDUCIARY DR EACH REP EFB00ZQQ8 1 'A' SHS NV5F20000102: RBIF-ALLBRSTN INTLEQ	17.7300 26.3042	12,807.20 17,376.19	12,286.89 18,228.83	0.02	-520.31 852.64

 BNY MELLON TOTAL RBIF RET SYS - NV5G00000000	Asset Detail - By Asset type			Report ID : IACS0005	
	4/30/2011			Base Currency : USD	
				Status : FINAL	

Shares/Par Security ID Description Link Ref	Price Local/Base	Cost Local/Base	Market Value Local/Base	Percent Of Total	Net Unrealized Gain/Loss Local/Base
178.000 BIOMERIEUX NPV EFB01MJR2 NV5F20000102: RBIF-ALLBRSTN INTLEQ	73.4500 108.9704	13,606.11 19,020.75	13,074.10 19,396.73	0.02	-532.01 375.98
135.000 IMERYYS EUR2 EFB011GL4 NV5F20000102: RBIF-ALLBRSTN INTLEQ	52.3100 77.6071	7,063.97 10,480.11	7,061.85 10,476.96	0.01	-2.12 -3.15
364.000 SAFRAN SA EUR0.20 EFB058TZ0 NV5F20000102: RBIF-ALLBRSTN INTLEQ	26.2000 38.8703	9,190.12 12,249.51	9,536.80 14,148.80	0.01	346.68 1,899.29
2,415.000 NATIXIS EUR1.6 EFB1HDJL6 (POST SUBDU) NV5F20000102: RBIF-ALLBRSTN INTLEQ	3.8820 5.7593	8,988.92 11,981.33	9,375.03 13,908.79	0.01	386.11 1,927.46
529.000 SCOR SE EUR7.876972 (POST EFB1LB9P7 CONSOLIDATION) NV5F20000102: RBIF-ALLBRSTN INTLEQ	20.6250 30.5993	10,696.95 14,665.52	10,910.63 16,187.01	0.01	213.68 1,521.49
699.000 VINCI EUR2.50 (POST SUBDIVISIO EFB1XH021 NV5F20000102: RBIF-ALLBRSTN INTLEQ	45.1000 66.9104	28,734.27 38,685.57	31,524.90 46,770.34	0.04	2,790.63 8,084.77
450.000 AIR LIQUIDE(L') EFB1YXBJ6 EUR5.5 (POST-SUBDIVISION) NV5F20000102: RBIF-ALLBRSTN INTLEQ	99.8800 148.1820	43,020.88 57,877.35	44,946.00 66,681.89	0.06	1,925.12 8,804.54
997.000 DANONE EFB1Y9TB7 EUR0.25 (POST SUBDIVISION) NV5F20000102: RBIF-ALLBRSTN INTLEQ	49.4550 73.3714	46,474.40 62,907.12	49,306.64 73,151.33	0.07	2,832.24 10,244.21
289.000 LEGRAND SA EUR4 EFB11ZRK7 NV5F20000102: RBIF-ALLBRSTN INTLEQ	30.8300 45.7394	9,171.28 12,224.40	8,909.87 13,218.68	0.01	-261.41 994.28
155.000 EIFFAGE EUR4(POST SUBDIVISION) EFB13X011 NV5F20000102: RBIF-ALLBRSTN INTLEQ	46.6850 69.2619	7,238.35 10,738.82	7,236.18 10,735.60	0.01	-2.17 -3.22

Asset Detail - By Asset type

Report ID : IACS0005

BNY MELLON


Base Currency : USD

TOTAL RBIF RET SYS - NV5G00000000

4/30/2011

Status : FINAL

Shares/Par Security ID Description Link Ref	Price Local/Base	Cost Local/Base	Market Value Local/Base	Percent Of Total	Net Unrealized Gain/Loss Local/Base
3,613.000 TOTAL SA EUR2.5 EFB15C551 POST SUBDIVISION NV5F20000102: RBIF-ALLBRSTN INTLEQ	43.2200 64.1212	148,344.13 199,957.38	156,153.86 231,669.87	0.21	7,809.73 31,712.49
243.000 ADP PROMESSES EUR3 EFB164FY4 NV5F20000102: RBIF-ALLBRSTN INTLEQ	64.7000 95.9889	14,566.30 19,403.84	15,722.10 23,325.31	0.02	1,155.80 3,921.47
130.000 VALLOUREC (USIN A TUB DE LOR EFB197DR1 EUR2 (POST SUBDIVISION) NV5F20000102: RBIF-ALLBRSTN INTLEQ	84.1900 124.9043	10,111.83 13,478.06	10,944.70 16,237.56	0.01	832.87 2,759.50
161.000 BUREAU VERITAS EUR0.12 EFB28DTJ8 NV5F20000102: RBIF-ALLBRSTN INTLEQ	58.2500 86.4197	8,857.66 11,806.38	9,378.25 13,913.57	0.01	520.59 2,107.19
908.000 GET SA EUR0.40 (POST EFB292JQ6 CONSOLIDATION) NV5F20000102: RBIF-ALLBRSTN INTLEQ	7.3350 10.8822	6,818.40 9,675.99	6,660.18 9,881.04	0.01	-158.22 205.05
737.000 SUEZ ENVIRONNEMENT CO EUR4 EFB3B8D01 NV5F20000102: RBIF-ALLBRSTN INTLEQ	15.5600 23.0848	11,351.10 15,122.19	11,467.72 17,013.51	0.02	116.62 1,891.32
634.000 EDENRED EFB62G1B5 NV5F20000102: RBIF-ALLBRSTN INTLEQ	20.9400 31.0666	13,505.08 19,165.06	13,275.96 19,696.21	0.02	-229.12 531.15
285.000 BOUYGUES EUR1 EF4002129 NV5F20000102: RBIF-ALLBRSTN INTLEQ	33.6150 49.8712	9,129.87 12,169.20	9,580.28 14,213.30	0.01	450.41 2,044.10
509.000 EADS EURO AERO DEF EUR 1 EF4012250 NV5F20000102: RBIF-ALLBRSTN INTLEQ	20.8900 30.9924	9,065.47 12,083.37	10,633.01 15,775.13	0.01	1,567.54 3,691.76
36.000 ERAMET EUR3.05 EF4017010 NV5F20000102: RBIF-ALLBRSTN INTLEQ	265.8000 394.3409	9,272.93 12,354.26	9,568.80 14,196.27	0.01	295.87 1,842.01

 BNY MELLON TOTAL RBIF RET SYS - NV5G00000000	Asset Detail - By Asset type			Report ID : IACS0005	
	4/30/2011			Base Currency : USD	
				Status : FINAL	

Shares/Par Security ID Description Link Ref	Price Local/Base	Cost Local/Base	Market Value Local/Base	Percent Of Total	Net Unrealized Gain/Loss Local/Base
420.000 VEOLIA ENVIRONMENT EUR5.0 EF4031870 NV5F20000102: RBIF-ALLBRSTN INTLEQ	22.5550 33.4626	9,211.26 12,277.69	9,473.10 14,054.29	0.01	261.84 1,776.60
381.000 L'OREAL EURO.2 EF4057800 NV5F20000102: RBIF-ALLBRSTN INTLEQ	85.6100 127.0110	32,639.13 43,911.70	32,617.41 48,391.19	0.04	-21.72 4,479.49
82.000 CHRISTIAN DIOR EUR2 EF4061398 NV5F20000102: RBIF-ALLBRSTN INTLEQ	108.3500 160.7481	8,973.49 11,960.77	8,884.70 13,181.34	0.01	-88.79 1,220.57
389.000 LVMH MOET HENNESSY EUR0.30 EF4061414 NV5F20000102: RBIF-ALLBRSTN INTLEQ	121.2500 179.8865	47,040.36 63,263.12	47,166.25 69,975.85	0.06	125.89 6,712.73
427.000 THALES EUR3 EF4162790 NV5F20000102: RBIF-ALLBRSTN INTLEQ	29.8250 44.2484	11,529.17 15,607.62	12,735.28 18,894.06	0.02	1,206.11 3,286.44
294.000 CAP GEMINI EUR8 EF4163434 NV5F20000102: RBIF-ALLBRSTN INTLEQ	40.9150 60.7015	11,527.71 15,670.37	12,029.01 17,846.24	0.02	501.30 2,175.87
201.000 CASINO GUICH-PERR EUR1.53 EF4178416 NV5F20000102: RBIF-ALLBRSTN INTLEQ	71.0700 105.4395	14,838.56 19,766.64	14,285.07 21,193.33	0.02	-553.49 1,426.69
459.000 COMPAGNIE GENERALE DE EF4215390 GEOPHYSIQUE VERITAS EURO.4 NV5F20000102: RBIF-ALLBRSTN INTLEQ	23.8750 35.4210	9,876.57 13,367.18	10,958.63 16,258.22	0.01	1,082.06 2,891.04
368.000 PUBLICIS GROUPE SA EUR.4 EF4380426 NV5F20000102: RBIF-ALLBRSTN INTLEQ	38.2600 56.7625	13,972.62 19,719.93	14,079.68 20,888.61	0.02	107.06 1,168.68
235.000 LAFARGE SA EUR4.00 EF4502706 NV5F20000102: RBIF-ALLBRSTN INTLEQ	47.7750 70.8790	11,045.96 14,723.16	11,227.13 16,656.57	0.02	181.17 1,933.41

Asset Detail - By Asset type

BNY MELLON

Base Currency : USD

TOTAL RBIF RET SYS - NV5G00000000

4/30/2011

Status : FINAL

Shares/Par Security ID Description Link Ref	Price Local/Base	Cost Local/Base	Market Value Local/Base	Percent Of Total	Net Unrealized Gain/Loss Local/Base
452.000 LAGARDERE S.C.A. EUR6.1(REG) EF4547214 NV5F20000102: RBIF-ALLBRSTN INTLEQ	29.6450 43.9813	13,620.58 19,328.97	13,399.54 19,879.56	0.02	-221.04 550.59
117.000 ICADE NPV (POST MERGER) EF4554400 NV5F20000102: RBIF-ALLBRSTN INTLEQ	86.6100 128.4946	9,245.77 12,323.68	10,133.37 15,033.87	0.01	887.60 2,710.19
207.000 MICHELIN CIE GLE DES ETABL EF4588366 ORD EUR2 REGD NV5F20000102: RBIF-ALLBRSTN INTLEQ	67.6700 100.3952	11,206.20 14,936.75	14,007.69 20,781.81	0.02	2,801.49 5,845.06
339.000 PERNOD-RICARD EUR1.55 EF4682326 NV5F20000102: RBIF-ALLBRSTN INTLEQ	67.8600 100.6771	22,789.64 30,978.63	23,004.54 34,129.54	0.03	214.90 3,150.91
226.000 RENAULT REGIE NATIONALE DES EF4712792 USINES EUR3.81 NV5F20000102: RBIF-ALLBRSTN INTLEQ	41.1400 61.0353	9,982.02 13,305.04	9,297.64 13,793.98	0.01	-684.38 488.94
387.000 SCHNEIDER ELECTRIC EUR8 EF4834109 NV5F20000102: RBIF-ALLBRSTN INTLEQ	119.3000 176.9935	45,887.81 61,754.74	46,169.10 68,496.48	0.06	281.29 6,741.74
1,966.000 VIVENDI SA EUR5.5 EF4834778 NV5F20000102: RBIF-ALLBRSTN INTLEQ	21.1850 31.4301	40,615.23 54,650.10	41,649.71 61,791.51	0.06	1,034.48 7,141.41
134.000 TECHNIP SA EUR EF4874162 NV5F20000102: RBIF-ALLBRSTN INTLEQ	76.1600 112.9910	9,030.29 12,036.47	10,205.44 15,140.79	0.01	1,175.15 3,104.32
2,948.000 FRANCE TELECOM EUR4 EF5176179 NV5F20000102: RBIF-ALLBRSTN INTLEQ	15.8350 23.4928	47,292.38 63,633.91	46,681.58 69,256.79	0.06	-610.80 5,622.88
163.000 DASSAULT SYSTEMES SA EUR1 EF5330040 NV5F20000102: RBIF-ALLBRSTN INTLEQ	54.9200 81.4793	9,225.31 12,296.41	8,951.96 13,281.13	0.01	-273.35 984.72

BNY MELLON

Asset Detail - By Asset type

Report ID : IACS0005

TOTAL RBIF RET SYS - NV5G00000000

4/30/2011

Base Currency : USD

Status : FINAL

Shares/Par Security ID Description Link Ref	Price Local/Base	Cost Local/Base	Market Value Local/Base	Percent Of Total	Net Unrealized Gain/Loss Local/Base
89.000 PPR EUR4.00 EF5505070 NV5F20000102: RBIF-ALLBRSTN INTLEQ	120.7500 179.1447	11,293.04 15,052.49	10,746.75 15,943.88	0.01	-546.29 891.39
647.000 CNP ASSURANCES EUR1 EF5543980 NV5F20000102: RBIF-ALLBRSTN INTLEQ	15.4950 22.9884	9,073.66 12,094.29	10,025.27 14,873.49	0.01	951.61 2,779.20
953.000 CARREFOUR EUR2.5 EF5641560 NV5F20000102: RBIF-ALLBRSTN INTLEQ	32.0100 47.4900	31,737.96 42,733.28	30,505.53 45,258.00	0.04	-1,232.43 2,524.72
1,837.000 SANOFI EF5671732 NV5F20000102: RBIF-ALLBRSTN INTLEQ	53.4000 79.2242	91,768.00 124,402.34	98,095.80 145,534.93	0.13	6,327.80 21,132.59
276.000 ACCOR EUR3 EF5852845 NV5F20000102: RBIF-ALLBRSTN INTLEQ	30.0000 44.5080	9,007.20 12,005.70	8,280.00 12,284.21	0.01	-727.20 278.51
1,186.000 STMICROELECTRONICS EUR1.04 EF5962339 (SICOVAM) NV5F20000102: RBIF-ALLBRSTN INTLEQ	7.9730 11.8287	9,076.81 12,098.48	9,455.98 14,028.89	0.01	379.17 1,930.41
1,009.000 SOCIETE GENERALE EUR1.25 EF5966512 NV5F20000102: RBIF-ALLBRSTN INTLEQ	45.1600 66.9994	44,579.10 60,069.35	45,566.44 67,602.37	0.06	987.34 7,533.02
3,435.000 ALCATEL LUCENT EUR2 SER'A' EF5975000 NV5F20000102: RBIF-ALLBRSTN INTLEQ	4.3530 6.4581	7,847.89 10,460.45	14,952.56 22,183.62	0.02	7,104.67 11,723.17
521.000 TF1-TV FRANCAISE EUR0.2 EF5997111 NV5F20000102: RBIF-ALLBRSTN INTLEQ	12.6700 18.7972	6,751.58 9,581.17	6,601.07 9,793.35	0.01	-150.51 212.18
226.000 EURAZEONCE NPV EF7042395 NV5F20000102: RBIF-ALLBRSTN INTLEQ	56.2400 83.4377	12,172.89 16,756.07	12,710.24 18,856.91	0.02	537.35 2,100.84



 BNY MELLON

Asset Detail - By Asset type

Report ID : IACS0005

TOTAL RBIF RET SYS - NV5G0000000

4/30/2011

Base Currency : USD

Status : FINAL

Shares/Par Security ID Description Link Ref	Price Local/Base	Cost Local/Base	Market Value Local/Base	Percent Of Total	Net Unrealized Gain/Loss Local/Base
178.000 SODEXO EUR4 EF7062716 NV5F20000102: RBIF-ALLBRSTN INTLEQ	52.6100 78.0522	9,073.60 12,094.21	9,364.58 13,893.29	0.01	290.98 1,799.08
157.000 UNIBAIL-RODAMCO SE EUR5 EF7076245 NV5F20000102: RBIF-ALLBRSTN INTLEQ	157.9500 234.3346	23,517.65 32,005.65	24,798.15 36,790.54	0.03	1,280.50 4,784.89
293.000 PEUGEOT SA EUR1 EF7103528 NV5F20000102: RBIF-ALLBRSTN INTLEQ	30.6600 45.4872	9,063.75 12,081.08	8,983.38 13,327.74	0.01	-80.37 1,246.66
347.000 JC DECAUX SA NPV EF7136668 NV5F20000102: RBIF-ALLBRSTN INTLEQ	23.5900 34.9981	8,111.82 11,121.30	8,185.73 12,144.35	0.01	73.91 1,023.05
237.000 ESSILOR INTERNATIONAL EURO.18 EF7212477 NV5F20000102: RBIF-ALLBRSTN INTLEQ	56.5200 83.8531	11,723.17 15,625.81	13,395.24 19,873.18	0.02	1,672.07 4,247.37
1,910.000 CREDIT AGRICOLE SA EUR3 EF7262613 NV5F20000102: RBIF-ALLBRSTN INTLEQ	11.2400 16.6757	21,025.29 28,806.44	21,468.40 31,850.52	0.03	443.11 3,044.08
1,679.000 BNP PARIBAS EUR2 EF7309687 NV5F20000102: RBIF-ALLBRSTN INTLEQ	53.4300 79.2687	88,019.83 119,317.55	89,708.97 133,092.23	0.12	1,689.14 13,774.68
633.000 COMPAGNIE DE SAINT-GOBAIN EF7380480 EUR4 NV5F20000102: RBIF-ALLBRSTN INTLEQ	46.6350 69.1877	25,487.32 34,319.52	29,519.96 43,795.81	0.04	4,032.64 9,476.29
342.000 KLEPIERRE EUR1.4 EF7582556 NV5F20000102: RBIF-ALLBRSTN INTLEQ	27.7400 41.1551	9,223.09 12,293.45	9,487.08 14,075.03	0.01	263.99 1,781.58
105.000 GECINA EUR7.50 EF7742465 NV5F20000102: RBIF-ALLBRSTN INTLEQ	97.3500 144.4285	9,086.28 12,111.10	10,221.75 15,164.99	0.01	1,135.47 3,053.89

Asset Detail - By Asset type

Report ID : IACS0005

BNY MELLON

Base Currency : USD

TOTAL RBIF RET SYS - NV5G00000000

4/30/2011

Status : FINAL

Shares/Par Security ID Description Link Ref	Price Local/Base	Cost Local/Base	Market Value Local/Base	Percent Of Total	Net Unrealized Gain/Loss Local/Base
137.000 FONCIERE DES REGIO EUR2 EF7745633 NV5F20000102: RBIF-ALLBRSTN INTLEQ	76.6000 113.6438	10,071.15 13,412.25	10,494.20 15,569.20	0.01	423.05 2,156.95
66.000 ILIAD NPV EF7759436 NV5F20000102: RBIF-ALLBRSTN INTLEQ	86.7900 128.7616	5,412.30 7,207.83	5,728.14 8,498.27	0.01	315.84 1,290.44
596.000 ALPHA BANK (REGD)EUR4.7 EH4235865 NV5F20000102: RBIF-ALLBRSTN INTLEQ	3.9400 5.8454	2,636.16 3,513.74	2,348.24 3,483.85	0.00	-287.92 -29.89
293.000 COCA-COLA HELLENIC BOTTLING CO EH4420723 EUR0.5 NV5F20000102: RBIF-ALLBRSTN INTLEQ	18.6600 27.6840	5,823.48 7,760.40	5,467.38 8,111.40	0.01	-356.10 351.00
1,775.000 BANK OF CYPRUS PUBLIC CO LTD EH4505010 EUR1 NV5F20000102: RBIF-ALLBRSTN INTLEQ	2.4600 3.6497	4,857.09 6,645.38	4,366.50 6,478.14	0.01	-490.59 -167.24
1,642.000 NATIONAL BK OF GREECE EH4625958 EUR5.0 REGD NV5F20000102: RBIF-ALLBRSTN INTLEQ	5.2400 7.7741	11,397.33 15,348.24	8,604.08 12,765.01	0.01	-2,793.25 -2,583.23
526.000 HELLENIC TELECOM ORGANIZATION EH5051600 SA EUR2.39 NV5F20000102: RBIF-ALLBRSTN INTLEQ	8.0100 11.8836	3,923.76 5,392.42	4,213.26 6,250.79	0.01	289.50 858.37
776.000 EFG EUROBANK ERGAS EUR2.75 EH5654312 NV5F20000102: RBIF-ALLBRSTN INTLEQ	3.8000 5.6377	3,096.68 4,125.88	2,948.80 4,374.84	0.00	-147.88 248.96
386.000 OPAP SA EUR0.3 (CR) EH7107251 NV5F20000102: RBIF-ALLBRSTN INTLEQ	14.2700 21.1710	5,338.25 7,206.04	5,508.22 8,172.00	0.01	169.97 965.96
136.000 PUBLIC POWER CORP EUR4.60 (CR) EH7268293 NV5F20000102: RBIF-ALLBRSTN INTLEQ	11.1700 16.5718	1,556.93 2,075.24	1,519.12 2,253.77	0.00	-37.81 178.53

Asset Detail - By Asset type

Report ID : IACS0005

BNY MELLON

Base Currency : USD

TOTAL RBIF RET SYS - NV5G00000000

4/30/2011

Status : FINAL

Shares/Par Security ID Description Link Ref	Price Local/Base	Cost Local/Base	Market Value Local/Base	Percent Of Total	Net Unrealized Gain/Loss Local/Base
823.000 FINMECCICA SPA EUR 4.40 EIB0DJNG9 NV5F20000102: RBIF-ALLBRSTN INTLEQ	9.1200 13.5304	8,121.34 11,134.36	7,505.76 11,135.55	0.01	-615.58 1.19
3,215.000 PARMALAT S P A EUR1 EIB09RG66 NV5F20000102: RBIF-ALLBRSTN INTLEQ	2.5560 3.7921	6,338.67 8,448.81	8,217.54 12,191.54	0.01	1,878.87 3,742.73
4,762.000 BANCO POPOLARE SOC COOPERATIVA EIB1Z9G81 EUR3.60 NV5F20000102: RBIF-ALLBRSTN INTLEQ	2.0020 2.9702	10,022.26 14,222.59	9,533.52 14,143.93	0.01	-488.74 -78.66
9,928.000 ENEL GREEN POWER SPA EURO.20 EIB4TWTW4 NV5F20000102: RBIF-ALLBRSTN INTLEQ	2.0020 2.9702	17,668.77 24,443.97	19,875.86 29,487.83	0.03	2,207.09 5,043.86
897.000 FIAT INDUSTRIAL EIB52B4V5 NV5F20000102: RBIF-ALLBRSTN INTLEQ	10.0300 14.8805	8,073.00 10,787.14	8,996.91 13,347.82	0.01	923.91 2,560.68
2,046.000 ASSICURAZIONI GENERALI EUR1 EI4056715 NV5F20000102: RBIF-ALLBRSTN INTLEQ	16.1800 24.0046	31,771.21 43,996.65	33,104.28 49,113.51	0.04	1,333.07 5,116.86
9,038.000 INTESA SANPAOLO EUR0.52 EI4076838 NV5F20000102: RBIF-ALLBRSTN INTLEQ	2.2420 3.3262	19,889.57 26,510.81	20,263.20 30,062.48	0.03	373.63 3,551.67
21,454.000 UNICREDIT EUR0.50 EI4232449 NV5F20000102: RBIF-ALLBRSTN INTLEQ	1.7380 2.5785	37,051.00 49,891.31	37,287.05 55,319.07	0.05	236.05 5,427.76
1,973.000 MEDIOBANCA SPA EUR0.5 EI4574816 NV5F20000102: RBIF-ALLBRSTN INTLEQ	7.6900 11.4089	15,137.45 20,907.85	15,172.37 22,509.73	0.02	34.92 1,601.88
413.000 SAIPEM EUR1 EI4768764 NV5F20000102: RBIF-ALLBRSTN INTLEQ	38.3300 56.8664	14,865.18 19,805.60	15,830.29 23,485.82	0.02	965.11 3,680.22

Asset Detail - By Asset type

Report ID : IACS0005

BNY MELLON

Base Currency : USD

TOTAL RBIF RET SYS - NV5G00000000

4/30/2011

Status : FINAL

Shares/Par Security ID Description Link Ref	Price Local/Base	Cost Local/Base	Market Value Local/Base	Percent Of Total	Net Unrealized Gain/Loss Local/Base
450.000 LUXOTTICA GROUP EUR0.06 EI4800658 NV5F20000102: RBIF-ALLBRSTN INTLEQ	22.2900 33.0694	9,830.95 13,103.67	10,030.50 14,881.25	0.01	199.55 1,777.58
2,285.000 FIAT SPA EUR3.5 EI5748526 NV5F20000102: RBIF-ALLBRSTN INTLEQ	7.2050 10.6893	22,293.67 30,166.22	16,463.43 24,425.14	0.02	-5,830.24 -5,741.08
15,121.000 BANCA MONTE DEI PASCHI DI EI7128545 SIENA EUR0.67 NV5F20000102: RBIF-ALLBRSTN INTLEQ	0.9150 1.3575	13,227.90 17,623.57	13,835.72 20,526.67	0.02	607.82 2,903.10
10,467.000 ENEL EUR1 EI7144567 NV5F20000102: RBIF-ALLBRSTN INTLEQ	4.8140 7.1421	41,265.77 55,575.40	50,388.14 74,755.84	0.07	9,122.37 19,180.44
4,140.000 ENI EUR1 EI7145051 NV5F20000102: RBIF-ALLBRSTN INTLEQ	18.0500 26.7790	69,547.13 93,533.52	74,727.00 110,864.98	0.10	5,179.87 17,331.46
3,422.000 SNAM RETE GAS EUR1 EI7251479 NV5F20000102: RBIF-ALLBRSTN INTLEQ	4.2000 6.2311	12,827.80 17,098.17	14,372.40 21,322.89	0.02	1,544.60 4,224.72
1,311.000 TENARIS S AUUSD1 EI7538511 NV5F20000102: RBIF-ALLBRSTN INTLEQ	17.0300 25.2657	22,870.69 31,365.98	22,326.33 33,123.34	0.03	-544.36 1,757.36
2,176.000 UBI BANCA SCPA EUR2.5 EI7622224 NV5F20000102: RBIF-ALLBRSTN INTLEQ	6.0500 8.9758	15,481.88 20,948.27	13,164.80 19,531.30	0.02	-2,317.08 -1,416.97
13,091.000 TELECOM ITALIA EURO.55 EI7634393 NV5F20000102: RBIF-ALLBRSTN INTLEQ	1.0170 1.5088	12,931.24 17,236.05	13,313.55 19,751.98	0.02	382.31 2,515.93
8,583.000 TELECOM ITALIA DI RISP EUR0.55 EI7634401 NV5F20000102: RBIF-ALLBRSTN INTLEQ	0.8720 1.2937	7,083.10 9,432.92	7,484.38 11,103.83	0.01	401.28 1,670.91

Asset Detail - By Asset type

Report ID : IACS0005

BNY MELLON


Base Currency : USD

TOTAL RBIF RET SYS - NV5G00000000

4/30/2011

Status : FINAL

Shares/Par Security ID Description Link Ref	Price Local/Base	Cost Local/Base	Market Value Local/Base	Percent Of Total	Net Unrealized Gain/Loss Local/Base
721.000 ATLANTIA SPA EI7667161 NV5F20000102: RBIF-ALLBRSTN INTLEQ	16.6100 24.6426	11,020.19 14,688.81	11,975.81 17,767.31	0.02	955.62 3,078.50
353.000 KONINKLIJKE DSM NV EUR1.5 ENB0HZL96 NV5F20000102: RBIF-ALLBRSTN INTLEQ	46.5500 69.0616	15,118.23 20,133.70	16,432.15 24,378.74	0.02	1,313.92 4,245.04
1,007.000 ARCELORMITTAL ENB03XPL5 NPV (POST-REORGANISATION) NV5F20000102: RBIF-ALLBRSTN INTLEQ	24.8400 36.8526	26,320.37 35,082.43	25,013.88 37,110.59	0.03	-1,306.49 2,028.16
234.000 FUGRO NV CVZ EURO0.05 ENB096LW8 (POST-SUBDIVISION) NV5F20000102: RBIF-ALLBRSTN INTLEQ	61.9300 91.8793	13,512.87 18,011.31	14,491.62 21,499.77	0.02	978.75 3,488.46
2,854.000 UNILEVER NV CVA EUR0.16 ENB12T3J2 NV5F20000102: RBIF-ALLBRSTN INTLEQ	22.2200 32.9656	65,624.80 90,626.58	63,415.88 94,083.80	0.09	-2,208.92 3,457.22
1,461.000 REED ELSEVIER NV ENB3L4VS1 EXP 09-MAY-2011 NV5F20000102: RBIF-ALLBRSTN INTLEQ	0.0000 0.0000	0.00 0.00	0.00 0.00	0.00	0.00 0.00
420.000 CORIO NV RTS EXP 17/05/2011 ENB3X6VP9 NV5F20000102: RBIF-ALLBRSTN INTLEQ	0.0000 0.0000	0.00 0.00	0.00 0.00	0.00	0.00 0.00
1,185.000 PHILIPS ELECTRONICS ENB454CT6 (KONINKLIJKE)NV EUR0.75(STOCK) NV5F20000102: RBIF-ALLBRSTN INTLEQ	0.0000 0.0000	0.00 0.00	0.00 0.00	0.00	0.00 0.00
1,461.000 REED ELSEVIER NV EUR0.07 EN4148818 NV5F20000102: RBIF-ALLBRSTN INTLEQ	8.8470 13.1254	13,461.31 17,942.58	12,925.47 19,176.23	0.02	-535.84 1,233.65
420.000 CORIO NV EUR10 EN4929282 NV5F20000102: RBIF-ALLBRSTN INTLEQ	47.8100 70.9309	20,737.42 29,428.48	20,080.20 29,790.98	0.03	-657.22 362.50

 BNY MELLON TOTAL RBIF RET SYS - NV5G00000000	Asset Detail - By Asset type			Report ID : IACS0005	
	4/30/2011			Base Currency : USD	
				Status : FINAL	

Shares/Par Security ID Description Link Ref	Price Local/Base	Cost Local/Base	Market Value Local/Base	Percent Of Total	Net Unrealized Gain/Loss Local/Base
3,452.000 KONINKLIJKE AHOLD NV EUR0.30 EN5252601 NV5F20000102: RBIF-ALLBRSTN INTLEQ	9.4790 14.0630	33,763.16 45,892.80	32,721.51 48,545.63	0.04	-1,041.65 2,652.83
433.000 AKZO NOBEL NV EUR2 EN5458315 NV5F20000102: RBIF-ALLBRSTN INTLEQ	52.4400 77.8000	18,923.45 25,223.07	22,706.52 33,687.39	0.03	3,783.07 8,464.32
1,940.000 TNT NV EUR0.48 EN5481556 NV5F20000102: RBIF-ALLBRSTN INTLEQ	16.6250 24.6649	37,095.77 50,355.42	32,252.50 47,849.81	0.04	-4,843.27 -2,505.61
5,830.000 AEGON NV EUR0.12 EN5927376 NV5F20000102: RBIF-ALLBRSTN INTLEQ	5.3610 7.9536	29,339.78 39,709.66	31,254.63 46,369.37	0.04	1,914.85 6,659.71
1,170.000 ASML HLDG NV EUR0.09 EN5949362 NV5F20000102: RBIF-ALLBRSTN INTLEQ	27.9550 41.4740	34,674.47 47,998.20	32,707.35 48,524.62	0.04	-1,967.12 526.42
2,298.000 KONINKLIJKE KPN NV EUR0.24 EN5956078 NV5F20000102: RBIF-ALLBRSTN INTLEQ	10.7150 15.8968	25,556.32 34,320.97	24,623.07 36,530.79	0.03	-933.25 2,209.82
1,185.000 KONINKLIJKE PHILIPS ELECTRONIC EN5986620 NV EUR0.20 NV5F20000102: RBIF-ALLBRSTN INTLEQ	20.0200 29.7017	26,593.46 35,446.43	23,723.70 35,196.48	0.03	-2,869.76 -249.95
4,495.000 ING GROEP N.V. CVA EUR0.24 EN7154185 NV5F20000102: RBIF-ALLBRSTN INTLEQ	8.9000 13.2040	34,617.39 46,141.52	40,005.50 59,352.16	0.05	5,388.11 13,210.64
251.000 HEINEKEN NV EUR1.60 EN7792554 NV5F20000102: RBIF-ALLBRSTN INTLEQ	40.4150 59.9597	8,825.30 11,763.24	10,144.17 15,049.89	0.01	1,318.87 3,286.65
388.000 GALP ENERGIA SGPS EUR1 EPB1FW752 NV5F20000102: RBIF-ALLBRSTN INTLEQ	15.1050 22.4098	5,627.22 7,585.74	5,860.74 8,694.99	0.01	233.52 1,109.25

Asset Detail - By Asset type

Report ID : IACS0005

BNY MELLON

Base Currency : USD

TOTAL RBIF RET SYS - NV5G00000000

4/30/2011

Status : FINAL

Shares/Par Security ID Description Link Ref	Price Local/Base	Cost Local/Base	Market Value Local/Base	Percent Of Total	Net Unrealized Gain/Loss Local/Base
425.000 JERONIMO MARTINS EUR1 EPB1Y1SQ0 (POST SUBDIVISION) NV5F20000102: RBIF-ALLBRSTN INTLEQ	11.0800 16.4383	5,041.98 6,883.89	4,709.00 6,986.27	0.01	-332.98 102.38
682.000 EDP RENOVAVEIS SA EUR5 EPB39GNW3 NV5F20000102: RBIF-ALLBRSTN INTLEQ	5.2000 7.7147	2,965.83 4,010.23	3,546.40 5,261.44	0.00	580.57 1,251.21
901.000 BANCO ESPIRITO SANTO SA EP4058061 EUR3(REGD) NV5F20000102: RBIF-ALLBRSTN INTLEQ	2.8440 4.2194	2,738.96 3,650.76	2,562.44 3,801.64	0.00	-176.52 150.88
3,035.000 EDP ENERGIAS PORTUGAL EP4103594 EUR1(REGD) NV5F20000102: RBIF-ALLBRSTN INTLEQ	2.7600 4.0947	8,033.47 10,813.36	8,376.60 12,427.52	0.01	343.13 1,614.16
286.000 BRISA EUR1 EP5803929 NV5F20000102: RBIF-ALLBRSTN INTLEQ	4.5170 6.7014	1,515.96 2,018.88	1,291.86 1,916.60	0.00	-224.10 -102.28
5,171.000 BANCO COMMERCIAL PORTUGUESE EP5812490 EUR1 REG D NV5F20000102: RBIF-ALLBRSTN INTLEQ	0.5390 0.7997	3,164.25 4,301.18	2,787.17 4,135.05	0.00	-377.08 -166.13
862.000 PORTUGAL TELECOM SGPS SA EP5817184 EUR0.03 REG1 NV5F20000102: RBIF-ALLBRSTN INTLEQ	8.2420 12.2278	8,429.89 11,234.48	7,104.60 10,540.38	0.01	-1,325.29 -694.10
280.000 CIMPOR CIMENTOS DE EUR1(REGD) EP7574163 NV5F20000102: RBIF-ALLBRSTN INTLEQ	4.6650 6.9210	1,498.45 1,997.28	1,306.20 1,937.88	0.00	-192.25 -59.40
7,186.000 BK OF IRELAND ORD STK EUR0.1 EZ3070735 NV5F20000102: RBIF-ALLBRSTN INTLEQ	0.2800 0.4154	2,032.80 3,015.86	2,012.08 2,985.12	0.00	-20.72 -30.74
1,229.000 CRH ORD EUR0.32 DUBLIN LIST EZ4182240 NV5F20000102: RBIF-ALLBRSTN INTLEQ	16.7500 24.8503	19,593.95 26,422.33	20,585.75 30,541.02	0.03	991.80 4,118.69

Asset Detail - By Asset type

Report ID : IACS0005

BNY MELLON

Base Currency : USD

TOTAL RBIF RET SYS - NV5G00000000

4/30/2011

Status : FINAL

Shares/Par Security ID Description Link Ref	Price Local/Base	Cost Local/Base	Market Value Local/Base	Percent Of Total	Net Unrealized Gain/Loss Local/Base
225.000 KERRY GROUP 'A' ORD EUR0.125 EZ4519573 DUBLIN LISTING NV5F20000102: RBIF-ALLBRSTN INTLEQ	28.0000 41.5408	5,765.76 7,683.42	6,300.00 9,346.68	0.01	534.24 1,663.26
264.000 NESTE OIL OYJ EUR3.4 SFB06YV43 NV5F20000102: RBIF-ALLBRSTN INTLEQ	12.7800 18.9604	3,245.90 4,546.09	3,373.92 5,005.55	0.00	128.02 459.46
185.000 NOKIAN RENKAAT OYJ (NOKIA TYRE SFB07G375 NPV NV5F20000102: RBIF-ALLBRSTN INTLEQ	35.0000 51.9260	5,168.48 7,039.25	6,475.00 9,606.31	0.01	1,306.52 2,567.06
270.000 KONE CORPORATION NPV ORD B SFB09M9D1 NV5F20000102: RBIF-ALLBRSTN INTLEQ	42.2900 62.7414	11,262.88 15,082.50	11,418.30 16,940.19	0.02	155.42 1,857.69
195.000 ORION CORP SER B NPV SFB17NY41 NV5F20000102: RBIF-ALLBRSTN INTLEQ	16.7800 24.8948	3,155.57 4,275.98	3,272.10 4,854.49	0.00	116.53 578.51
127.000 KESKO OYJ EUR2 SER'B' SF4490006 NV5F20000102: RBIF-ALLBRSTN INTLEQ	35.0500 52.0002	4,353.66 5,875.38	4,451.35 6,604.02	0.01	97.69 728.64
250.000 WARTSILA 'B'EUR3.5 SF4525181 NV5F20000102: RBIF-ALLBRSTN INTLEQ	26.5400 39.3747	7,043.66 9,474.61	6,635.00 9,843.69	0.01	-408.66 369.08
150.000 OUTOKUMPU OY ORD A FIM10 SF4665144 NV5F20000102: RBIF-ALLBRSTN INTLEQ	11.2400 16.6757	1,962.59 2,615.94	1,686.00 2,501.35	0.00	-276.59 -114.59
264.000 RAUTARUUKKI OY 'K'NPV SF4727662 NV5F20000102: RBIF-ALLBRSTN INTLEQ	17.5100 25.9778	4,390.31 5,985.93	4,622.64 6,858.15	0.01	232.33 872.22
889.000 UPM-KYMMENE OY NPV SF5051252 NV5F20000102: RBIF-ALLBRSTN INTLEQ	13.8400 20.5330	11,391.15 15,357.29	12,303.76 18,253.86	0.02	912.61 2,896.57

Asset Detail - By Asset type

Report ID : IACS0005

BNY MELLON

Base Currency : USD


TOTAL RBIF RET SYS - NV5G00000000

4/30/2011

Status : FINAL

Shares/Par Security ID Description Link Ref	Price Local/Base	Cost Local/Base	Market Value Local/Base	Percent Of Total	Net Unrealized Gain/Loss Local/Base
851.000 STORA ENSO OYJ SER 'R' NPV SF5072670 NV5F20000102: RBIF-ALLBRSTN INTLEQ	8.1350 12.0691	6,188.14 8,303.81	6,922.89 10,270.80	0.01	734.75 1,966.99
668.000 SAMPO OYJ SER'A'NPV SF5226037 NV5F20000102: RBIF-ALLBRSTN INTLEQ	22.7200 33.7074	13,738.29 18,418.38	15,176.96 22,516.54	0.02	1,438.67 4,098.16
778.000 FORTUM OYJ FIM20 SF5579559 NV5F20000102: RBIF-ALLBRSTN INTLEQ	23.2600 34.5085	17,074.25 23,136.97	18,096.28 26,847.64	0.02	1,022.03 3,710.67
347.000 POHJOLA BANK PLC SER'A' SF5665234 NV5F20000102: RBIF-ALLBRSTN INTLEQ	10.0200 14.8657	3,236.19 4,463.66	3,476.94 5,158.39	0.00	240.75 694.73
244.000 ELISA CORPORATION SF5701518 EUR0.5 NV5F20000102: RBIF-ALLBRSTN INTLEQ	16.2500 24.1085	3,888.05 5,252.75	3,965.00 5,882.47	0.01	76.95 629.72
225.000 METSO OYJ EUR1.70 SF5713422 NV5F20000102: RBIF-ALLBRSTN INTLEQ	41.4000 61.4210	8,999.17 12,174.27	9,315.00 13,819.73	0.01	315.83 1,645.46
6,401.000 NOKIA (AB) OY EUR0.06 SF5902942 NV5F20000102: RBIF-ALLBRSTN INTLEQ	6.2200 9.2280	46,345.65 62,328.68	39,814.22 59,068.38	0.05	-6,531.43 -3,260.30
186.000 SANOMA OYJ NPV COM SHS SF5964645 NV5F20000102: RBIF-ALLBRSTN INTLEQ	14.0300 20.8149	3,029.52 4,036.31	2,609.58 3,871.57	0.00	-419.94 -164.74
924.000 ELAN CORP ORD EUR0.05 EZ4305502 NV5F20000102: RBIF-ALLBRSTN INTLEQ 03072956_EUR	5.3700 7.9669	4,246.84 5,739.20	4,961.88 7,361.45	0.01	715.04 1,622.25
TOTAL EURO CURRENCY UNIT EQUITY		4,292,747.81 5,804,343.07	4,453,006.91 6,606,481.02	5.98	160,259.10 802,137.95

HONG KONG DOLLAR

 BNY MELLON TOTAL RBIF RET SYS - NV5G00000000	Asset Detail - By Asset type			Report ID : IACS0005	
	4/30/2011			Base Currency : USD	
				Status : FINAL	

Shares/Par Security ID Description Link Ref	Price Local/Base	Cost Local/Base	Market Value Local/Base	Percent Of Total	Net Unrealized Gain/Loss Local/Base
4,500.000 LINK REAL ESTATE INVT FHB0PB4M2 TRUST UNITS NV5F20000102: RBIF-ALLBRSTN INTLEQ	24.4500 3.1477	107,923.73 13,855.64	110,025.00 14,164.61	0.01	2,101.27 308.97
8,000.000 FOXCONN INTERNATIONAL HLDGC LT FHB05MBB6 USD0.04 NV5F20000102: RBIF-ALLBRSTN INTLEQ	4.5800 0.5896	44,701.60 5,749.88	36,640.00 4,717.03	0.00	-8,061.60 -1,032.85
6,329.000 SJM HOLDINGS LIMITED HKD1.00 FHB2NR3Y0 NV5F20000102: RBIF-ALLBRSTN INTLEQ	16.7400 2.1551	78,765.99 10,131.53	105,947.46 13,639.66	0.01	27,181.47 3,508.13
5,179.000 WYNN MACAU LTD FHB4JSTL9 NV5F20000102: RBIF-ALLBRSTN INTLEQ	27.6500 3.5597	90,696.90 11,666.16	143,199.35 18,435.47	0.02	52,502.45 6,769.31
12,449.000 AIA GROUP LTD FHB4TX8S5 NV5F20000102: RBIF-ALLBRSTN INTLEQ	26.1500 3.3665	278,030.89 35,744.47	325,541.35 41,910.16	0.04	47,510.46 6,165.69
5,185.000 SANDS CHINA LTD FHB5B23W5 NV5F20000102: RBIF-ALLBRSTN INTLEQ	21.8000 2.8065	85,747.93 11,029.59	113,033.00 14,551.86	0.01	27,285.07 3,522.27
3,000.000 HANG LUNG PROPERTIES LTD FH6030503 NV5F20000102: RBIF-ALLBRSTN INTLEQ	34.6000 4.4544	109,200.49 14,046.26	103,800.00 13,363.20	0.01	-5,400.49 -683.06
4,400.000 BANK OF EAST ASIA HK\$2.50 FH6075649 NV5F20000102: RBIF-ALLBRSTN INTLEQ	32.1000 4.1326	147,573.38 18,990.54	141,240.00 18,183.22	0.02	-6,333.38 -807.32
3,500.000 CLP HLDGS HKD5 FH6097015 NV5F20000102: RBIF-ALLBRSTN INTLEQ	63.9000 8.2265	222,456.57 28,621.31	223,650.00 28,792.68	0.03	1,193.43 171.37
5,000.000 CATHAY PACIFIC AIRWAYS FH6179755 HK\$0.20 NV5F20000102: RBIF-ALLBRSTN INTLEQ	19.3800 2.4950	90,965.36 11,678.48	96,900.00 12,474.90	0.01	5,934.64 796.42

Asset Detail - By Asset type

Report ID : IACS0005

BNY MELLON

Base Currency : USD

TOTAL RBIF RET SYS - NV5G00000000

4/30/2011

Status : FINAL

Shares/Par Security ID Description Link Ref	Price Local/Base	Cost Local/Base	Market Value Local/Base	Percent Of Total	Net Unrealized Gain/Loss Local/Base
2,000.000 CHEUNG KONG(HLDGS) HK\$0.50 FH6190273 NV5F20000102: RBIF-ALLBRSTN INTLEQ	122.2000 15.7320	233,922.37 30,088.99	244,400.00 31,464.03	0.03	10,477.63 1,375.04
4,000.000 CHEUNG KONG INFRASTRUCTURE FH6212556 HLDGS HKD1 NV5F20000102: RBIF-ALLBRSTN INTLEQ	37.8500 4.8728	150,006.72 19,282.47	151,400.00 19,491.22	0.02	1,393.28 208.75
1,600.000 HONG KONG EXCHANGES & CLEARING FH6267352 HKD1 NV5F20000102: RBIF-ALLBRSTN INTLEQ	177.2000 22.8127	288,257.24 37,061.51	283,520.00 36,500.33	0.03	-4,737.24 -561.18
4,000.000 LI & FUNG HKD0.025 FH6286253 NV5F20000102: RBIF-ALLBRSTN INTLEQ	39.7000 5.1110	191,363.72 24,578.97	158,800.00 20,443.90	0.02	-32,563.72 -4,135.07
3,000.000 MTR CORP HKD1 FH6290057 NV5F20000102: RBIF-ALLBRSTN INTLEQ	28.3000 3.6433	86,669.44 11,148.12	84,900.00 10,930.02	0.01	-1,769.44 -218.10
2,000.000 HANG LUNG GROUP LTD FH6408352 NV5F20000102: RBIF-ALLBRSTN INTLEQ	52.3000 6.7331	103,342.42 13,292.74	104,600.00 13,466.19	0.01	1,257.58 173.45
900.000 HANG SENG BANK HK\$5 FH6408378 NV5F20000102: RBIF-ALLBRSTN INTLEQ	121.4000 15.6290	117,972.57 15,174.60	109,260.00 14,066.12	0.01	-8,712.57 -1,108.48
2,000.000 HENDERSON LAND DEVELOPMENT CO FH6420530 HK \$2 NV5F20000102: RBIF-ALLBRSTN INTLEQ	53.1500 6.8425	107,147.66 13,782.20	106,300.00 13,685.05	0.01	-847.66 -97.15
1,500.000 POWER ASSETS HOLDINGS LIMITED FH6435322 NV5F20000102: RBIF-ALLBRSTN INTLEQ	54.3500 6.9970	75,403.91 9,699.07	81,525.00 10,495.52	0.01	6,121.09 796.45
2,000.000 WHARF HOLDINGS HK\$1 FH6435579 NV5F20000102: RBIF-ALLBRSTN INTLEQ	56.8000 7.3124	114,157.32 14,683.85	113,600.00 14,624.85	0.01	-557.32 -59.00

BNY MELLON

Asset Detail - By Asset type

Report ID : IACS0005

TOTAL RBIF RET SYS - NV5G00000000

4/30/2011

Base Currency : USD

Status : FINAL

Shares/Par Security ID Description Link Ref	Price Local/Base	Cost Local/Base	Market Value Local/Base	Percent Of Total	Net Unrealized Gain/Loss Local/Base
5,000.000 HONG KONG & CHINA GAS HKD0.25 FH6436551 NV5F20000102: RBIF-ALLBRSTN INTLEQ	19.2800 2.4821	94,430.13 12,146.37	96,400.00 12,410.53	0.01	1,969.87 264.16
3,000.000 HUTCHISON WHAMPOA HK\$0.25 FH6448069 NV5F20000102: RBIF-ALLBRSTN INTLEQ	88.7000 11.4192	239,129.54 30,758.77	266,100.00 34,257.69	0.03	26,970.46 3,498.92
4,000.000 HYSAN DEVELOPMENT HK\$5 FH6449620 NV5F20000102: RBIF-ALLBRSTN INTLEQ	36.2500 4.6668	127,976.36 16,453.21	145,000.00 18,667.28	0.02	17,023.64 2,214.07
2,000.000 KERRY PROPERTIES LTD ORD HKD1 FH6486317 NV5F20000102: RBIF-ALLBRSTN INTLEQ	41.4000 5.3298	75,504.05 9,693.48	82,800.00 10,659.66	0.01	7,295.95 966.18
4,500.000 BOC HONG KONG HLDG HKD5 FH6536111 NV5F20000102: RBIF-ALLBRSTN INTLEQ	24.4000 3.1413	116,710.84 15,012.30	109,800.00 14,135.64	0.01	-6,910.84 -876.66
8,000.000 NEW WORLD DEVELOPMENT CO HK\$1 FH6633769 NV5F20000102: RBIF-ALLBRSTN INTLEQ	13.6200 1.7534	111,854.15 14,360.25	108,960.00 14,027.50	0.01	-2,894.15 -332.75
1,000.000 ORIENT OVERSEAS INT USD0.10 FH6659111 NV5F20000102: RBIF-ALLBRSTN INTLEQ	59.3000 7.6343	81,962.96 10,537.53	59,300.00 7,634.28	0.01	-22,662.96 -2,903.25
2,000.000 SHANGRI-LA ASIA ORD HK\$1 FH6771031 NV5F20000102: RBIF-ALLBRSTN INTLEQ	21.6500 2.7872	44,461.27 5,722.72	43,300.00 5,574.44	0.01	-1,161.27 -148.28
6,000.000 SINO LAND CO ORD HK\$1.00 FH6810425 NV5F20000102: RBIF-ALLBRSTN INTLEQ	13.6600 1.7586	95,531.65 12,288.05	81,960.00 10,551.52	0.01	-13,571.65 -1,736.53
2,000.000 SUN HUNG KAI PROPERTIES FH6859927 HK\$0.50 NV5F20000102: RBIF-ALLBRSTN INTLEQ	121.3000 15.6161	263,963.77 33,953.16	242,600.00 31,232.30	0.03	-21,363.77 -2,720.86

Asset Detail - By Asset type

Report ID : IACS0005

BNY MELLON


Base Currency : USD

TOTAL RBIF RET SYS - NV5G00000000

4/30/2011

Status : FINAL

Shares/Par Security ID Description Link Ref	Price Local/Base	Cost Local/Base	Market Value Local/Base	Percent Of Total	Net Unrealized Gain/Loss Local/Base
1,000.000 SWIRE PACIFIC A HKD0.60 FH6867748 NV5F20000102: RBIF-ALLBRSTN INTLEQ	118.6000 15.2686	129,178.02 16,615.93	118,600.00 15,268.55	0.01	-10,578.02 -1,347.38
1,000.000 WING HANG BANK HK\$1 FH6972373 NV5F20000102: RBIF-ALLBRSTN INTLEQ	86.6000 11.1489	92,126.96 11,844.25	86,600.00 11,148.87	0.01	-5,526.96 -695.38
3,000.000 WHEELOCK & CO LTD HKD0.50 FH6981481 NV5F20000102: RBIF-ALLBRSTN INTLEQ	32.0000 4.1197	99,136.62 12,760.12	96,000.00 12,359.03	0.01	-3,136.62 -401.09
TOTAL HONG KONG DOLLAR EQUITY		4,296,272.53 552,452.52	4,375,701.16 563,327.31	0.51	79,428.63 10,874.79
ISRAELI SHEKEL					
2,627.000 BANK HAPOALIM B.M. ILS1 FZ6075805 NV5F20000102: RBIF-ALLBRSTN INTLEQ	17.7000 5.2538	45,506.55 12,623.99	46,497.90 13,801.69	0.01	991.35 1,177.70
2,056.000 BANK LEUMI LE ISRAEL B M ORD FZ6076423 ILS1 NV5F20000102: RBIF-ALLBRSTN INTLEQ	17.5100 5.1974	37,121.93 10,352.62	36,000.56 10,685.83	0.01	-1,121.37 333.21
3,495.000 BEZEQ-ISRAELI TELECOMMUNICATNS FZ6098039 CORP SHK1 NV5F20000102: RBIF-ALLBRSTN INTLEQ	10.0100 2.9712	35,065.37 9,779.09	34,984.95 10,384.37	0.01	-80.42 605.28
22.000 DELEK GROUP ILS1 FZ6219643 NV5F20000102: RBIF-ALLBRSTN INTLEQ	898.0000 266.5479	20,015.00 5,679.62	19,756.00 5,864.05	0.01	-259.00 184.43
636.000 ISRAEL CHEMICALS LTD FZ6455536 NV5F20000102: RBIF-ALLBRSTN INTLEQ	59.6000 17.6907	36,867.26 10,281.60	37,905.60 11,251.29	0.01	1,038.34 969.69
178.000 NICE SYSTEMS SHK1 FZ6647132 NV5F20000102: RBIF-ALLBRSTN INTLEQ	128.0000 37.9935	21,491.05 5,783.00	22,784.00 6,762.84	0.01	1,292.95 979.84

 BNY MELLON TOTAL RBIF RET SYS - NV5G00000000	Asset Detail - By Asset type			Report ID : IACS0005	
	4/30/2011			Base Currency : USD	
				Status : FINAL	

Shares/Par Security ID Description Link Ref	Price Local/Base	Cost Local/Base	Market Value Local/Base	Percent Of Total	Net Unrealized Gain/Loss Local/Base
1,633.000 TEVA PHARMACEUTICAL IND ILS0.1 FZ6882176 POST CONS NV5F20000102: RBIF-ALLBRSTN INTLEQ	157.1000 46.6310	306,367.88 85,638.60	256,544.30 76,148.50	0.07	-49,823.58 -9,490.10
4.000 ISRAEL CORP ORD SHK1 FZ6889676 NV5F20000102: RBIF-ALLBRSTN INTLEQ	4,185.0000 1,242.2084	16,404.92 4,575.03	16,740.00 4,968.83	0.00	335.08 393.80
TOTAL ISRAELI SHEKEL EQUITY		518,839.96 144,713.55	471,213.31 139,867.40	0.13	-47,626.65 -4,846.15
JAPANESE YEN					
1,200.000 SEVEN & I HLDG CO LTD NPV FJB0FS5D1 NV5F20000102: RBIF-ALLBRSTN INTLEQ	2,023.0000 24.9322	2,593,676.00 31,082.62	2,427,600.00 29,918.66	0.03	-166,076.00 -1,163.96
1,500.000 MITSUBISHI CHEMICAL HOLDINGS FJB0JQTJ2 CORP NPV NV5F20000102: RBIF-ALLBRSTN INTLEQ	547.0000 6.7414	801,240.00 9,538.57	820,500.00 10,112.15	0.01	19,260.00 573.58
1,100.000 DAIICHI SANKYO COMPANY LIMITED FJB0J7D93 NPV NV5F20000102: RBIF-ALLBRSTN INTLEQ	1,585.0000 19.5341	1,982,994.00 23,765.21	1,743,500.00 21,487.55	0.02	-239,494.00 -2,277.66
500.000 SUMCO CORPORATION NPV FJB0MOC87 NV5F20000102: RBIF-ALLBRSTN INTLEQ	1,548.0000 19.0781	589,176.00 7,014.00	774,000.00 9,539.07	0.01	184,824.00 2,525.07
200.000 ELEC POWER DEV NPV FJB02Q325 NV5F20000102: RBIF-ALLBRSTN INTLEQ	2,126.0000 26.2016	530,159.00 6,311.41	425,200.00 5,240.33	0.00	-104,959.00 -1,071.08
400.000 SEGA SAMMY HLDGS INC NPV FJB02RK08 NV5F20000102: RBIF-ALLBRSTN INTLEQ	1,400.0000 17.2541	625,387.00 7,445.09	560,000.00 6,901.65	0.01	-65,387.00 -543.44
8.000 NTT URBAN DEVELOPMENT CORP NPV FJB031SG1 NV5F20000102: RBIF-ALLBRSTN INTLEQ	66,800.0000 823.2685	648,194.00 7,902.40	534,400.00 6,586.15	0.01	-113,794.00 -1,316.25

Asset Detail - By Asset type

BNY MELLON

Base Currency : USD

TOTAL RBIF RET SYS - NV5G00000000

4/30/2011

Status : FINAL

Shares/Par Security ID Description Link Ref	Price Local/Base	Cost Local/Base	Market Value Local/Base	Percent Of Total	Net Unrealized Gain/Loss Local/Base
225.000 DENA CO LTD NPV FJB05L364 NV5F20000102: RBIF-ALLBRSTN INTLEQ	3,025.0000 37.2812	612,540.00 7,292.14	680,625.00 8,388.28	0.01	68,085.00 1,096.14
400.000 NOMURA RL EST INC NPV FJB1CWJM8 NV5F20000102: RBIF-ALLBRSTN INTLEQ	1,240.0000 15.2822	527,358.00 6,278.07	496,000.00 6,112.89	0.01	-31,358.00 -165.18
100.000 IDEMITSU KOSAN CO LTD NPV FJB1FF8P7 NV5F20000102: RBIF-ALLBRSTN INTLEQ	9,490.0000 116.9583	963,288.00 11,757.46	949,000.00 11,695.83	0.01	-14,288.00 -61.63
4,000.000 AOZORA BANK NPV FJB1G1851 NV5F20000102: RBIF-ALLBRSTN INTLEQ	175.0000 2.1568	692,207.00 8,438.97	700,000.00 8,627.06	0.01	7,793.00 188.09
2,000.000 FUKUOKA FINANCIAL GROUP INC FJB1TK1Y9 NPV NV5F20000102: RBIF-ALLBRSTN INTLEQ	334.0000 4.1163	728,218.00 8,669.27	668,000.00 8,232.68	0.01	-60,218.00 -436.59
4.000 INPEX CORPORATION FJB10RB16 NV5F20000102: RBIF-ALLBRSTN INTLEQ	616,000.0000 7,591.8168	2,100,129.00 25,103.08	2,464,000.00 30,367.27	0.03	363,871.00 5,264.19
1,200.000 ISETAN MITSUKOSHI HOLDINGS LTD FJB2Q4CL2 NPV NV5F20000102: RBIF-ALLBRSTN INTLEQ	780.0000 9.6130	1,177,952.00 14,260.81	936,000.00 11,535.62	0.01	-241,952.00 -2,725.19
900.000 MS&AD INSURANCE GROUP HOLDINGS FJB2Q4CS7 NV5F20000102: RBIF-ALLBRSTN INTLEQ	1,889.0000 23.2808	1,868,060.00 22,432.43	1,700,100.00 20,952.68	0.02	-167,960.00 -1,479.75
400.000 SONY FINANCIAL HOLDINGS INC FJB249SN4 NPV NV5F20000102: RBIF-ALLBRSTN INTLEQ	1,499.0000 18.4742	656,196.00 7,811.85	599,600.00 7,389.70	0.01	-56,596.00 -422.15
612.000 GREE INC NPV FJB3FJNX1 NV5F20000102: RBIF-ALLBRSTN INTLEQ	1,650.0000 20.3352	853,996.00 10,304.01	1,009,800.00 12,445.16	0.01	155,804.00 2,141.15

BNY MELLON

Asset Detail - By Asset type

Report ID : IACS0005

TOTAL RBIF RET SYS - NV5G00000000

4/30/2011

Base Currency : USD

Status : FINAL

Shares/Par Security ID Description Link Ref	Price Local/Base	Cost Local/Base	Market Value Local/Base	Percent Of Total	Net Unrealized Gain/Loss Local/Base
327.000 OTSUKA HOLDINGS CO LTD FJB5LTM91 NV5F20000102: RBIF-ALLBRSTN INTLEQ	2,172.0000 26.7685	670,551.00 8,174.96	710,244.00 8,753.32	0.01	39,693.00 578.36
200.000 MEIJI HOLDINGS CO NPV FJB60DQV4 NV5F20000102: RBIF-ALLBRSTN INTLEQ	3,460.0000 42.6423	762,728.00 9,195.78	692,000.00 8,528.47	0.01	-70,728.00 -667.31
13.000 DAI-ICHI LIFE INSURANCE CO LTD FJB601QS7 NV5F20000102: RBIF-ALLBRSTN INTLEQ	133,200.0000 1,641.6072	1,823,246.00 21,882.46	1,731,600.00 21,340.89	0.02	-91,646.00 -541.57
2,000.000 NKSJ HOLDINGS INC FJB62G7K0 NV5F20000102: RBIF-ALLBRSTN INTLEQ	518.0000 6.3840	1,188,356.00 14,147.10	1,036,000.00 12,768.06	0.01	-152,356.00 -1,379.04
4,000.000 JX HOLDINGS INC FJB627LW8 NV5F20000102: RBIF-ALLBRSTN INTLEQ	562.0000 6.9263	2,231,669.00 26,657.61	2,248,000.00 27,705.20	0.03	16,331.00 1,047.59
200.000 AISIN SEIKI CO Y50 FJ6010709 NV5F20000102: RBIF-ALLBRSTN INTLEQ	2,849.0000 35.1122	573,972.00 6,833.00	569,800.00 7,022.43	0.01	-4,172.00 189.43
1,000.000 AJINOMOTO CO INC FJ6010907 Y50 NV5F20000102: RBIF-ALLBRSTN INTLEQ	893.0000 11.0057	851,255.00 10,133.99	893,000.00 11,005.67	0.01	41,745.00 871.68
2,000.000 ALL NIPPON AIRWAYS Y50 FJ6014909 NV5F20000102: RBIF-ALLBRSTN INTLEQ	237.0000 2.9209	604,181.00 7,192.63	474,000.00 5,841.76	0.01	-130,181.00 -1,350.87
1,000.000 AMADA Y50 FJ6022100 NV5F20000102: RBIF-ALLBRSTN INTLEQ	647.0000 7.9739	666,199.00 8,121.91	647,000.00 7,973.87	0.01	-19,199.00 -148.04
5.000 FUJI MEDIA HOLDINGS INC FJ6036589 NV5F20000102: RBIF-ALLBRSTN INTLEQ	107,700.0000 1,327.3355	645,693.00 7,871.90	538,500.00 6,636.68	0.01	-107,193.00 -1,235.22

Asset Detail - By Asset type

Report ID : IACS0005

BNY MELLON


Base Currency : USD

TOTAL RBIF RET SYS - NV5G00000000

4/30/2011

Status : FINAL

Shares/Par Security ID Description Link Ref	Price Local/Base	Cost Local/Base	Market Value Local/Base	Percent Of Total	Net Unrealized Gain/Loss Local/Base
500.000 ASAHI BREWERIES NPV FJ6054400 NV5F20000102: RBIF-ALLBRSTN INTLEQ	1,513.0000 18.6468	797,739.00 9,496.90	756,500.00 9,323.39	0.01	-41,239.00 -173.51
2,000.000 ASAHI KASEI CORP JPY50 FJ6054608 NV5F20000102: RBIF-ALLBRSTN INTLEQ	554.0000 6.8277	1,061,317.00 12,788.12	1,108,000.00 13,655.41	0.01	46,683.00 867.29
2,000.000 ASAHI GLASS CO Y50 FJ6055209 NV5F20000102: RBIF-ALLBRSTN INTLEQ	1,026.0000 12.6448	2,079,623.00 25,099.81	2,052,000.00 25,289.62	0.02	-27,623.00 189.81
2,000.000 HIROSHIMA BK Y50 FJ6075728 NV5F20000102: RBIF-ALLBRSTN INTLEQ	353.0000 4.3505	722,216.00 8,714.00	706,000.00 8,701.01	0.01	-16,216.00 -12.99
1,000.000 BANK OF KYOTO Y50 FJ6075751 NV5F20000102: RBIF-ALLBRSTN INTLEQ	748.0000 9.2186	788,236.00 9,383.76	748,000.00 9,218.63	0.01	-40,236.00 -165.13
19.000 YAHOO JAPAN CORP NPV FJ6084845 NV5F20000102: RBIF-ALLBRSTN INTLEQ	29,590.0000 364.6783	608,182.00 7,240.27	562,210.00 6,928.89	0.01	-45,972.00 -311.38
200.000 BENESSE HOLDINGS INC JPY50 FJ6121928 NV5F20000102: RBIF-ALLBRSTN INTLEQ	3,370.0000 41.5332	758,227.00 9,026.51	674,000.00 8,306.63	0.01	-84,227.00 -719.88
200.000 TREND MICRO INC JPY50 FJ6125283 NV5F20000102: RBIF-ALLBRSTN INTLEQ	2,301.0000 28.3584	553,966.00 6,594.84	460,200.00 5,671.68	0.01	-93,766.00 -923.16
2.000 NTT DATA CORP JPY5000 FJ6125630 NV5F20000102: RBIF-ALLBRSTN INTLEQ	266,200.0000 3,280.7494	576,572.00 6,863.95	532,400.00 6,561.50	0.01	-44,172.00 -302.45
24.000 NTT DOCOMO INC FJ6129277 NV5F20000102: RBIF-ALLBRSTN INTLEQ	149,300.0000 1,840.0296	3,421,025.00 40,997.27	3,583,200.00 44,160.71	0.04	162,175.00 3,163.44

 BNY MELLON TOTAL RBIF RET SYS - NV5G00000000	Asset Detail - By Asset type			Report ID : IACS0005	
	4/30/2011			Base Currency : USD	
				Status : FINAL	

Shares/Par Security ID Description Link Ref	Price Local/Base	Cost Local/Base	Market Value Local/Base	Percent Of Total	Net Unrealized Gain/Loss Local/Base
1,100.000 BRIDGESTONE CO Y50 FJ6132107 NV5F20000102: RBIF-ALLBRSTN INTLEQ	1,770.0000 21.8141	1,854,655.00 22,163.37	1,947,000.00 23,995.56	0.02	92,345.00 1,832.19
200.000 ORACLE CORP JAPAN JPY50 FJ6141686 NV5F20000102: RBIF-ALLBRSTN INTLEQ	3,505.0000 43.1969	763,228.00 9,086.04	701,000.00 8,639.39	0.01	-62,228.00 -446.65
500.000 BROTHER INDS NPV FJ6146503 NV5F20000102: RBIF-ALLBRSTN INTLEQ	1,236.0000 15.2329	607,682.00 7,234.31	618,000.00 7,616.47	0.01	10,318.00 382.16
1,900.000 CANON INC NPV FJ6172327 NV5F20000102: RBIF-ALLBRSTN INTLEQ	3,800.0000 46.8326	7,747,821.00 92,894.14	7,220,000.00 88,982.01	0.08	-527,821.00 -3,912.13
2.000 CENTRAL JAPAN RY Y5000 FJ6183555 NV5F20000102: RBIF-ALLBRSTN INTLEQ	611,000.0000 7,530.1950	1,360,408.00 16,195.34	1,222,000.00 15,060.39	0.01	-138,408.00 -1,134.95
1,000.000 CHIBA BANK Y50 FJ6190568 NV5F20000102: RBIF-ALLBRSTN INTLEQ	477.0000 5.8787	533,159.00 6,347.13	477,000.00 5,878.73	0.01	-56,159.00 -468.40
1,000.000 CHUBU ELECTRIC PWR Y500 FJ6195609 NV5F20000102: RBIF-ALLBRSTN INTLEQ	1,773.0000 21.8511	2,044,012.00 24,463.27	1,773,000.00 21,851.12	0.02	-271,012.00 -2,612.15
300.000 CHUGOKU ELECTRIC POWER CO INC FJ6195906 Y500 NV5F20000102: RBIF-ALLBRSTN INTLEQ	1,434.0000 17.6732	505,351.00 6,016.09	430,200.00 5,301.95	0.00	-75,151.00 -714.14
400.000 CHUGAI PHARMACEUTL Y50 FJ6196409 NV5F20000102: RBIF-ALLBRSTN INTLEQ	1,335.0000 16.4530	604,981.00 7,202.15	534,000.00 6,581.22	0.01	-70,981.00 -620.93
9.000 RAKUTEN INC NPV FJ6229598 NV5F20000102: RBIF-ALLBRSTN INTLEQ	74,600.0000 919.3986	597,779.00 7,116.42	671,400.00 8,274.59	0.01	73,621.00 1,158.17

Asset Detail - By Asset type

Report ID : IACS0005

BNY MELLON

Base Currency : USD

TOTAL RBIF RET SYS - NV5G00000000

4/30/2011

Status : FINAL

Shares/Par Security ID Description Link Ref	Price Local/Base	Cost Local/Base	Market Value Local/Base	Percent Of Total	Net Unrealized Gain/Loss Local/Base
5.000 KDDI CORP Y5000 FJ6248994 NV5F20000102: RBIF-ALLBRSTN INTLEQ	538,000.0000 6,630.5154	2,489,746.00 29,935.63	2,690,000.00 33,152.58	0.03	200,254.00 3,216.95
1,000.000 DAIHATSU MOTOR CO Y50 FJ6250305 NV5F20000102: RBIF-ALLBRSTN INTLEQ	1,301.0000 16.0340	1,180,354.00 14,051.83	1,301,000.00 16,034.02	0.01	120,646.00 1,982.19
100.000 DAITO TRUST CONSTRUCTION Y50 FJ6250503 NV5F20000102: RBIF-ALLBRSTN INTLEQ	6,450.0000 79.4922	566,169.00 6,740.11	645,000.00 7,949.22	0.01	78,831.00 1,209.11
1,000.000 DAIDO STEEL CO Y50 FJ6250628 NV5F20000102: RBIF-ALLBRSTN INTLEQ	461.0000 5.6815	546,163.00 6,666.22	461,000.00 5,681.54	0.01	-85,163.00 -984.68
300.000 DAIKIN INDUSTRIES Y50 FJ6250727 NV5F20000102: RBIF-ALLBRSTN INTLEQ	2,566.0000 31.6244	878,063.00 10,453.13	769,800.00 9,487.31	0.01	-108,263.00 -965.82
900.000 DAINIPPON SUMITOMO PHARMA CO FJ6250867 LTD Y50 NV5F20000102: RBIF-ALLBRSTN INTLEQ	774.0000 9.5391	666,199.00 8,121.91	696,600.00 8,585.16	0.01	30,401.00 463.25
1,000.000 DAI NIPPON PRINTING CO Y50 FJ6250909 NV5F20000102: RBIF-ALLBRSTN INTLEQ	966.0000 11.9053	1,102,330.00 13,122.98	966,000.00 11,905.35	0.01	-136,330.00 -1,217.63
1,000.000 DAIWA HOUSE INDUSTRY CO Y50 FJ6251360 NV5F20000102: RBIF-ALLBRSTN INTLEQ	973.0000 11.9916	984,295.00 11,717.80	973,000.00 11,991.62	0.01	-11,295.00 273.82
2,000.000 DAIWA SECS GROUP NPV FJ6251444 NV5F20000102: RBIF-ALLBRSTN INTLEQ	348.0000 4.2889	846,253.00 10,074.44	696,000.00 8,577.77	0.01	-150,253.00 -1,496.67
200.000 LAWSON INC NPV FJ6266913 NV5F20000102: RBIF-ALLBRSTN INTLEQ	3,965.0000 48.8662	764,229.00 9,097.97	793,000.00 9,773.23	0.01	28,771.00 675.26

 BNY MELLON TOTAL RBIF RET SYS - NV5G00000000	Asset Detail - By Asset type			Report ID : IACS0005	
	4/30/2011			Base Currency : USD	
				Status : FINAL	

Shares/Par Security ID Description Link Ref	Price Local/Base	Cost Local/Base	Market Value Local/Base	Percent Of Total	Net Unrealized Gain/Loss Local/Base
180.000 MITSUBISHI UFJ LEASE & FINANCE FJ6268976 CO LTD NV5F20000102: RBIF-ALLBRSTN INTLEQ	3,225.0000 39.7461	593,277.00 7,062.82	580,500.00 7,154.30	0.01	-12,777.00 91.48
500.000 EAST JAPAN RAILWAY CO Y50000 FJ6298544 NV5F20000102: RBIF-ALLBRSTN INTLEQ	4,475.0000 55.1516	2,745,822.00 32,859.54	2,237,500.00 27,575.80	0.02	-508,322.00 -5,283.74
7.000 JUPITER TELECOMMUNICATIONS NPV FJ6301959 NV5F20000102: RBIF-ALLBRSTN INTLEQ	87,100.0000 1,073.4533	603,581.00 7,185.48	609,700.00 7,514.17	0.01	6,119.00 328.69
300.000 EISAI CO Y50 FJ6307204 NV5F20000102: RBIF-ALLBRSTN INTLEQ	2,940.0000 36.2337	876,262.00 10,431.69	882,000.00 10,870.10	0.01	5,738.00 438.41
33.000 SBI HOLDINGS INC FJ6309465 NPV NV5F20000102: RBIF-ALLBRSTN INTLEQ	8,680.0000 106.9756	426,157.00 5,201.48	286,440.00 3,530.19	0.00	-139,717.00 -1,671.29
2,000.000 DENKI KAGAKU KOGYO Y50 FJ6309820 NV5F20000102: RBIF-ALLBRSTN INTLEQ	415.0000 5.1146	820,246.00 9,896.79	830,000.00 10,229.23	0.01	9,754.00 332.44
200.000 FAMILYMART Y50 FJ6331279 NV5F20000102: RBIF-ALLBRSTN INTLEQ	2,924.0000 36.0365	613,183.00 7,475.56	584,800.00 7,207.30	0.01	-28,383.00 -268.26
100.000 FAST RETAILING CO LTD Y50 FJ6332434 NV5F20000102: RBIF-ALLBRSTN INTLEQ	12,710.0000 156.6428	1,296,388.00 15,433.19	1,271,000.00 15,664.28	0.01	-25,388.00 231.09
700.000 NIPPON PAPER GRP INC JPY50000 FJ6334786 NV5F20000102: RBIF-ALLBRSTN INTLEQ	1,617.0000 19.9285	1,315,393.00 15,925.02	1,131,900.00 13,949.96	0.01	-183,493.00 -1,975.06
21,800.000 MITSUBISHI UFJ FINANCIAL GROUP FJ6335171 NPV NV5F20000102: RBIF-ALLBRSTN INTLEQ	387.0000 4.7695	9,464,836.00 113,491.01	8,436,600.00 103,975.85	0.09	-1,028,236.00 -9,515.16

BNY MELLON

Asset Detail - By Asset type


Base Currency : USD

TOTAL RBIF RET SYS - NV5G00000000

4/30/2011

Status : FINAL

Shares/Par Security ID Description Link Ref	Price Local/Base	Cost Local/Base	Market Value Local/Base	Percent Of Total	Net Unrealized Gain/Loss Local/Base
1,000.000 FUJI HEAVY LTD Y50 FJ6356409 NV5F20000102: RBIF-ALLBRSTN INTLEQ	602.0000 7.4193	629,188.00 7,490.34	602,000.00 7,419.28	0.01	-27,188.00 -71.06
800.000 FUJIFILM HOLDINGS CORP NPV FJ6356524 NV5F20000102: RBIF-ALLBRSTN INTLEQ	2,510.0000 30.9342	2,266,378.00 27,152.80	2,008,000.00 24,747.35	0.02	-258,378.00 -2,405.45
300.000 FANUC CO NPV FJ6356938 NV5F20000102: RBIF-ALLBRSTN INTLEQ	13,450.0000 165.7629	3,835,149.00 46,046.47	4,035,000.00 49,728.87	0.04	199,851.00 3,682.40
3,000.000 FUJITSU NPV FJ6356946 NV5F20000102: RBIF-ALLBRSTN INTLEQ	461.0000 5.6815	1,706,511.00 20,481.69	1,383,000.00 17,044.61	0.02	-323,511.00 -3,437.08
1,000.000 FURUKAWA ELECTRIC CO LTD FJ6357563 NV5F20000102: RBIF-ALLBRSTN INTLEQ	320.0000 3.9438	371,111.00 4,524.36	320,000.00 3,943.80	0.00	-51,111.00 -580.56
1,000.000 TONEN GEN SEKIYU JPY50 FJ6366002 NV5F20000102: RBIF-ALLBRSTN INTLEQ	1,004.0000 12.3737	898,269.00 10,951.16	1,004,000.00 12,373.68	0.01	105,731.00 1,422.52
200.000 MCDONALDS CO JAPAN JPY50 FJ6371861 NV5F20000102: RBIF-ALLBRSTN INTLEQ	2,074.0000 25.5608	401,720.00 4,847.01	414,800.00 5,112.15	0.00	13,080.00 265.14
300.000 NOMURA RESEARCH INSTITUTE NPV FJ6390929 NV5F20000102: RBIF-ALLBRSTN INTLEQ	1,738.0000 21.4198	546,763.00 6,509.08	521,400.00 6,425.93	0.01	-25,363.00 -83.15
1.000 NIPPON BUILDING FUND INC FJ6396801 NV5F20000102: RBIF-ALLBRSTN INTLEQ	815,000.0000 10,044.3681	850,255.00 10,122.09	815,000.00 10,044.37	0.01	-35,255.00 -77.72
1.000 JAPAN REAL ESTATE INVST CO JPY FJ6397585 REAL ESTATE INV REIT NV5F20000102: RBIF-ALLBRSTN INTLEQ	803,000.0000 9,896.4755	842,252.00 10,026.81	803,000.00 9,896.48	0.01	-39,252.00 -130.33

 BNY MELLON TOTAL RBIF RET SYS - NV5G00000000	Asset Detail - By Asset type			Report ID : IACS0005	
	4/30/2011			Base Currency : USD	
				Status : FINAL	

Shares/Par Security ID Description Link Ref	Price Local/Base	Cost Local/Base	Market Value Local/Base	Percent Of Total	Net Unrealized Gain/Loss Local/Base
1,000.000 HACHIJUNI BANK Y50 FJ6400629 NV5F20000102: RBIF-ALLBRSTN INTLEQ	482.0000 5.9404	470,141.00 5,738.32	482,000.00 5,940.35	0.01	11,859.00 202.03
2,000.000 HANKYU HANSHIN HLDGS INC FJ6408663 NPV NV5F20000102: RBIF-ALLBRSTN INTLEQ	358.0000 4.4121	768,230.00 9,145.60	716,000.00 8,824.25	0.01	-52,230.00 -321.35
200.000 DENTSU INC NPV FJ6416286 NV5F20000102: RBIF-ALLBRSTN INTLEQ	2,148.0000 26.4728	501,550.00 5,970.84	429,600.00 5,294.55	0.00	-71,950.00 -676.29
2,500.000 RESONA HOLDINGS INC FJ6421559 NV5F20000102: RBIF-ALLBRSTN INTLEQ	382.0000 4.7079	1,179,152.00 14,259.97	955,000.00 11,769.78	0.01	-224,152.00 -2,490.19
100.000 HIROSE ELECTRONICS FJ6428729 NV5F20000102: RBIF-ALLBRSTN INTLEQ	8,400.0000 103.5248	884,265.00 10,526.96	840,000.00 10,352.48	0.01	-44,265.00 -174.48
200.000 HISAMITSU PHARM CO NPV FJ6428901 NV5F20000102: RBIF-ALLBRSTN INTLEQ	3,370.0000 41.5332	692,207.00 8,438.97	674,000.00 8,306.63	0.01	-18,207.00 -132.34
7,000.000 HITACHI NPV FJ6429107 NV5F20000102: RBIF-ALLBRSTN INTLEQ	438.0000 5.3981	3,025,907.00 36,297.79	3,066,000.00 37,786.54	0.03	40,093.00 1,488.75
300.000 HITACHI CHEMICAL Y50 FJ6429123 NV5F20000102: RBIF-ALLBRSTN INTLEQ	1,662.0000 20.4831	510,453.00 6,076.82	498,600.00 6,144.93	0.01	-11,853.00 68.11
1,000.000 HITACHI METALS Y50 FJ6429206 NV5F20000102: RBIF-ALLBRSTN INTLEQ	1,062.0000 13.0885	1,004,301.00 11,955.96	1,062,000.00 13,088.49	0.01	57,699.00 1,132.53
300.000 HITACHI CONSTRUCTION MACHINERY FJ6429404 Y50 NV5F20000102: RBIF-ALLBRSTN INTLEQ	1,966.0000 24.2297	598,079.00 7,119.99	589,800.00 7,268.92	0.01	-8,279.00 148.93

BNY MELLON

Asset Detail - By Asset type


Base Currency : USD

TOTAL RBIF RET SYS - NV5G00000000

4/30/2011

Status : FINAL

Shares/Par Security ID Description Link Ref	Price Local/Base	Cost Local/Base	Market Value Local/Base	Percent Of Total	Net Unrealized Gain/Loss Local/Base
500.000 HOKKAIDO ELE POWER CO INC Y500 FJ6431327 NV5F20000102: RBIF-ALLBRSTN INTLEQ	1,469.0000 18.1045	836,450.00 10,101.56	734,500.00 9,052.26	0.01	-101,950.00 -1,049.30
4,980.000 SUMITOMO MITSUI TRUST HOLDINGS FJ6431897 INC NV5F20000102: RBIF-ALLBRSTN INTLEQ	276.0000 3.4015	1,638,491.00 19,505.84	1,374,480.00 16,939.61	0.02	-264,011.00 -2,566.23
300.000 HOKURIKU ELEC PWR CO INC Y500 FJ6433125 NV5F20000102: RBIF-ALLBRSTN INTLEQ	1,640.0000 20.2120	630,189.00 7,502.25	492,000.00 6,063.59	0.01	-138,189.00 -1,438.66
2,800.000 HONDA MOTOR CO NPV FJ6435146 NV5F20000102: RBIF-ALLBRSTN INTLEQ	3,190.0000 39.3148	9,113,732.00 109,314.96	8,932,000.00 110,081.34	0.10	-181,732.00 766.38
700.000 HOYA PENTAX HD CORPORATION FJ6441508 NV5F20000102: RBIF-ALLBRSTN INTLEQ	1,733.0000 21.3581	1,385,014.00 16,549.35	1,213,100.00 14,950.70	0.01	-171,914.00 -1,598.65
200.000 IBIDEN CO Y50 FJ6456100 NV5F20000102: RBIF-ALLBRSTN INTLEQ	2,727.0000 33.6086	513,554.00 6,113.73	545,400.00 6,721.72	0.01	31,846.00 607.99
4,000.000 IHI CORP Y50 FJ6466984 NV5F20000102: RBIF-ALLBRSTN INTLEQ	204.0000 2.5142	744,223.00 9,073.13	816,000.00 10,056.69	0.01	71,777.00 983.56
2,000.000 ISUZU MOTORS LTD Y50 FJ6467107 NV5F20000102: RBIF-ALLBRSTN INTLEQ	346.0000 4.2642	746,223.00 8,883.60	692,000.00 8,528.47	0.01	-54,223.00 -355.13
3,000.000 ITOCHU CORP Y50 FJ6467800 NV5F20000102: RBIF-ALLBRSTN INTLEQ	839.0000 10.3402	2,497,748.00 29,875.26	2,517,000.00 31,020.46	0.03	19,252.00 1,145.20
1,000.000 IYO BANK LTD/THE FJ6468287 NV5F20000102: RBIF-ALLBRSTN INTLEQ	675.0000 8.3190	693,207.00 8,363.99	675,000.00 8,318.96	0.01	-18,207.00 -45.03

 BNY MELLON TOTAL RBIF RET SYS - NV5G00000000	Asset Detail - By Asset type			Report ID : IACS0005	
	4/30/2011			Base Currency : USD	
				Status : FINAL	

Shares/Par Security ID Description Link Ref	Price Local/Base	Cost Local/Base	Market Value Local/Base	Percent Of Total	Net Unrealized Gain/Loss Local/Base
1,000.000 JAPAN STEEL WORKS Y50 FJ6470689 NV5F20000102: RBIF-ALLBRSTN INTLEQ	650.0000 8.0108	860,258.00 10,487.76	650,000.00 8,010.85	0.01	-210,258.00 -2,476.91
400.000 JSR CORP JPY50 FJ6470986 NV5F20000102: RBIF-ALLBRSTN INTLEQ	1,685.0000 20.7666	594,578.00 7,078.31	674,000.00 8,306.63	0.01	79,422.00 1,228.32
131.000 JGC CORP Y50 FJ6473469 NV5F20000102: RBIF-ALLBRSTN INTLEQ	1,999.0000 24.6364	244,120.00 2,979.62	261,869.00 3,227.37	0.00	17,749.00 247.75
7.000 JAPAN TOBACCO INC Y50000 FJ6474533 NV5F20000102: RBIF-ALLBRSTN INTLEQ	314,000.0000 3,869.8547	2,072,121.00 24,870.89	2,198,000.00 27,088.98	0.02	125,879.00 2,218.09
2,000.000 JOYO BANK Y50 FJ6479763 NV5F20000102: RBIF-ALLBRSTN INTLEQ	325.0000 4.0054	722,216.00 8,597.81	650,000.00 8,010.85	0.01	-72,216.00 -586.96
700.000 AEON CO LTD NPV FJ6480043 NV5F20000102: RBIF-ALLBRSTN INTLEQ	974.0000 12.0039	714,914.00 8,510.88	681,800.00 8,402.76	0.01	-33,114.00 -108.12
3,000.000 KAJIMA CORP Y50 FJ6481322 NV5F20000102: RBIF-ALLBRSTN INTLEQ	231.0000 2.8469	699,209.00 8,436.40	693,000.00 8,540.79	0.01	-6,209.00 104.39
1,200.000 KANSAI ELEC POWER NPV FJ6483484 NV5F20000102: RBIF-ALLBRSTN INTLEQ	1,702.0000 20.9761	2,487,745.00 29,809.72	2,042,400.00 25,171.31	0.02	-445,345.00 -4,638.41
900.000 KAO CORP NPV FJ6483807 NV5F20000102: RBIF-ALLBRSTN INTLEQ	2,024.0000 24.9445	1,972,791.00 23,684.19	1,821,600.00 22,450.09	0.02	-151,191.00 -1,234.10
2,000.000 KAWASAKI HEAVY INDUSTRIES Y50 FJ6484623 NV5F20000102: RBIF-ALLBRSTN INTLEQ	333.0000 4.1040	550,165.00 6,549.58	666,000.00 8,208.04	0.01	115,835.00 1,658.46

Asset Detail - By Asset type

Report ID : IACS0005

BNY MELLON

Base Currency : USD

TOTAL RBIF RET SYS - NV5G00000000

4/30/2011

Status : FINAL

Shares/Par Security ID Description Link Ref	Price Local/Base	Cost Local/Base	Market Value Local/Base	Percent Of Total	Net Unrealized Gain/Loss Local/Base
2,000.000 KAWASAKI KISEN KAISHA Y50 FJ6484680 NV5F20000102: RBIF-ALLBRSTN INTLEQ	270.0000 3.3276	716,214.00 8,731.66	540,000.00 6,655.16	0.01	-176,214.00 -2,076.50
1,000.000 KEIKYU CORP FJ6487303 NV5F20000102: RBIF-ALLBRSTN INTLEQ	562.0000 6.9263	728,218.00 8,669.27	562,000.00 6,926.30	0.01	-166,218.00 -1,742.97
1,000.000 KEIO CORP Y50 FJ6487360 NV5F20000102: RBIF-ALLBRSTN INTLEQ	454.0000 5.5953	566,169.00 6,740.11	454,000.00 5,595.27	0.01	-112,169.00 -1,144.84
100.000 KEYENCE CORP NPV FJ6490992 NV5F20000102: RBIF-ALLBRSTN INTLEQ	21,160.0000 260.7838	2,395,718.00 29,207.16	2,116,000.00 26,078.38	0.02	-279,718.00 -3,128.78
2,000.000 KINTETSU CORP Y50 FJ6492964 NV5F20000102: RBIF-ALLBRSTN INTLEQ	243.0000 2.9948	510,153.00 6,073.25	486,000.00 5,989.65	0.01	-24,153.00 -83.60
1,000.000 KIRIN HOLDINGSCO LTD Y50 FJ6493749 NV5F20000102: RBIF-ALLBRSTN INTLEQ	1,128.0000 13.9019	1,175,352.00 13,992.29	1,128,000.00 13,901.90	0.01	-47,352.00 -90.39
3,000.000 KOBE STEEL FJ6496023 NV5F20000102: RBIF-ALLBRSTN INTLEQ	199.0000 2.4526	633,189.00 7,537.96	597,000.00 7,357.65	0.01	-36,189.00 -180.31
1,500.000 KOMATSU Y50 FJ6496585 NV5F20000102: RBIF-ALLBRSTN INTLEQ	2,840.0000 35.0012	3,740,420.00 44,825.57	4,260,000.00 52,501.85	0.05	519,580.00 7,676.28
1,500.000 KONICA MINOLTA HLDGS INC Y50 FJ6496700 NV5F20000102: RBIF-ALLBRSTN INTLEQ	711.0000 8.7626	1,137,841.00 13,657.89	1,066,500.00 13,143.95	0.01	-71,341.00 -513.94
600.000 JTEKT CORP FJ6497088 NPV NV5F20000102: RBIF-ALLBRSTN INTLEQ	1,048.0000 12.9159	607,982.00 7,237.88	628,800.00 7,749.57	0.01	20,818.00 511.69

Asset Detail - By Asset type

Report ID : IACS0005

BNY MELLON

Base Currency : USD

TOTAL RBIF RET SYS - NV5G00000000

4/30/2011

Status : FINAL

Shares/Par Security ID Description Link Ref	Price Local/Base	Cost Local/Base	Market Value Local/Base	Percent Of Total	Net Unrealized Gain/Loss Local/Base
2,000.000 KUBOTA CORPORATION Y50 FJ6497500 NV5F20000102: RBIF-ALLBRSTN INTLEQ	770.0000 9.4898	1,597,479.00 19,240.39	1,540,000.00 18,979.54	0.02	-57,479.00 -260.85
500.000 KURARAY CO Y50 FJ6497666 NV5F20000102: RBIF-ALLBRSTN INTLEQ	1,177.0000 14.5058	592,677.00 7,055.68	588,500.00 7,252.90	0.01	-4,177.00 197.22
200.000 KURITA WATER INDUSTRIES NPV FJ6497963 NV5F20000102: RBIF-ALLBRSTN INTLEQ	2,360.0000 29.0855	515,154.00 6,132.78	472,000.00 5,817.11	0.01	-43,154.00 -315.67
300.000 KYOCERA CORP Y50 FJ6499266 NV5F20000102: RBIF-ALLBRSTN INTLEQ	8,890.0000 109.5637	2,572,771.00 30,883.36	2,667,000.00 32,869.12	0.03	94,229.00 1,985.76
1,000.000 KYOWA HAKKO KIRIN CO LTD FJ6499555 NV5F20000102: RBIF-ALLBRSTN INTLEQ	806.0000 9.9334	845,253.00 10,304.82	806,000.00 9,933.45	0.01	-39,253.00 -371.37
600.000 KYUSHU ELECTRIC POWER CO INC FJ6499803 Y500 NV5F20000102: RBIF-ALLBRSTN INTLEQ	1,496.0000 18.4373	1,061,317.00 12,687.02	897,600.00 11,062.36	0.01	-163,717.00 -1,624.66
1,200.000 TOKIO MARINE HOLDINGS INC NPV FJ6513124 NV5F20000102: RBIF-ALLBRSTN INTLEQ	2,249.0000 27.7175	3,042,012.00 36,527.06	2,698,800.00 33,261.03	0.03	-343,212.00 -3,266.03
300.000 AEON MALL CO NPV FJ6534203 NV5F20000102: RBIF-ALLBRSTN INTLEQ	1,928.0000 23.7614	641,592.00 7,638.00	578,400.00 7,128.42	0.01	-63,192.00 -509.58
700.000 JFE HOLDINGS INC NPV FJ6543790 NV5F20000102: RBIF-ALLBRSTN INTLEQ	2,206.0000 27.1876	1,972,591.00 23,638.17	1,544,200.00 19,031.30	0.02	-428,391.00 -4,606.87
200.000 MAKITA CORP Y50 FJ6555802 NV5F20000102: RBIF-ALLBRSTN INTLEQ	3,705.0000 45.6618	680,204.00 8,097.67	741,000.00 9,132.36	0.01	60,796.00 1,034.69

Asset Detail - By Asset type

Report ID : IACS0005

BNY MELLON

Base Currency : USD

TOTAL RBIF RET SYS - NV5G00000000

4/30/2011

Status : FINAL

Shares/Par Security ID Description Link Ref	Price Local/Base	Cost Local/Base	Market Value Local/Base	Percent Of Total	Net Unrealized Gain/Loss Local/Base
2,300.000 SUMITOMO MITSUI GR NPV FJ6563020 NV5F20000102: RBIF-ALLBRSTN INTLEQ	2,495.0000 30.7493	6,544,260.00 78,437.83	5,738,500.00 70,723.44	0.06	-805,760.00 -7,714.39
3,000.000 MARUBENI CORP Y50 FJ6569464 NV5F20000102: RBIF-ALLBRSTN INTLEQ	586.0000 7.2221	1,747,523.00 20,900.25	1,758,000.00 21,666.26	0.02	10,477.00 766.01
3,800.000 PANASONIC CORP FJ6572708 NV5F20000102: RBIF-ALLBRSTN INTLEQ	998.0000 12.2997	4,373,510.00 52,452.56	3,792,400.00 46,738.97	0.04	-581,110.00 -5,713.59
32,500.000 MIZUHO FINL GP NPV FJ6591013 NV5F20000102: RBIF-ALLBRSTN INTLEQ	128.0000 1.5775	4,899,668.00 58,743.16	4,160,000.00 51,269.41	0.05	-739,668.00 -7,473.75
500.000 CREDIT SAISON CO NPV FJ6591807 NV5F20000102: RBIF-ALLBRSTN INTLEQ	1,353.0000 16.6749	702,710.00 8,576.95	676,500.00 8,337.44	0.01	-26,210.00 -239.51
2,000.000 MITSUBISHI ESTATE CO NPV FJ6596723 NV5F20000102: RBIF-ALLBRSTN INTLEQ	1,408.0000 17.3527	2,993,897.00 36,080.61	2,816,000.00 34,705.45	0.03	-177,897.00 -1,375.16
2,200.000 MITSUBISHI CORP NPV FJ6596780 NV5F20000102: RBIF-ALLBRSTN INTLEQ	2,179.0000 26.8548	4,873,660.00 58,419.80	4,793,800.00 59,080.60	0.05	-79,860.00 660.80
1,000.000 MITSUBISHI GAS & CHEML CO Y50 FJ6596921 NV5F20000102: RBIF-ALLBRSTN INTLEQ	629.0000 7.7520	584,175.00 7,121.91	629,000.00 7,752.03	0.01	44,825.00 630.12
3,000.000 MITSUBISHI ELECTRIC CORP Y50 FJ6597044 NV5F20000102: RBIF-ALLBRSTN INTLEQ	891.0000 10.9810	2,572,771.00 30,875.39	2,673,000.00 32,943.06	0.03	100,229.00 2,067.67
5,000.000 MITSUBISHI HEAVY IND NPV FJ6597069 NV5F20000102: RBIF-ALLBRSTN INTLEQ	385.0000 4.7449	1,634,489.00 19,519.67	1,925,000.00 23,724.43	0.02	290,511.00 4,204.76

Asset Detail - By Asset type

Report ID : IACS0005

BNY MELLON

Base Currency : USD

TOTAL RBIF RET SYS - NV5G00000000

4/30/2011

Status : FINAL

Shares/Par Security ID Description Link Ref	Price Local/Base	Cost Local/Base	Market Value Local/Base	Percent Of Total	Net Unrealized Gain/Loss Local/Base
2,000.000 MITSUBISHI MATERIAL CORP Y50 FJ6597085 NV5F20000102: RBIF-ALLBRSTN INTLEQ	279.0000 3.4385	530,159.00 6,311.41	558,000.00 6,877.00	0.01	27,841.00 565.59
2,800.000 MITSUI & CO Y50 FJ6597309 NV5F20000102: RBIF-ALLBRSTN INTLEQ	1,432.0000 17.6485	3,869,859.00 46,410.20	4,009,600.00 49,415.83	0.04	139,741.00 3,005.63
2,000.000 MITSUI CHEMICALS JPY50 FJ6597366 NV5F20000102: RBIF-ALLBRSTN INTLEQ	297.0000 3.6603	550,165.00 6,549.58	594,000.00 7,320.68	0.01	43,835.00 771.10
2,000.000 MITSUI O.S.K. LINES JPY50 FJ6597580 NV5F20000102: RBIF-ALLBRSTN INTLEQ	450.0000 5.5460	1,111,333.00 13,392.93	900,000.00 11,091.94	0.01	-211,333.00 -2,300.99
1,000.000 MITSUI FUDOSAN CO Y50 FJ6597606 NV5F20000102: RBIF-ALLBRSTN INTLEQ	1,385.0000 17.0693	1,570,471.00 18,696.09	1,385,000.00 17,069.26	0.02	-185,471.00 -1,626.83
5,000.000 MITSUBISHI MOTOR CORP Y50 FJ6598448 NV5F20000102: RBIF-ALLBRSTN INTLEQ	99.0000 1.2201	640,192.00 7,621.34	495,000.00 6,100.57	0.01	-145,192.00 -1,520.77
300.000 MURATA MANUFACTURING CO NPV FJ6610409 NV5F20000102: RBIF-ALLBRSTN INTLEQ	5,850.0000 72.0976	1,672,501.00 20,076.45	1,755,000.00 21,629.28	0.02	82,499.00 1,552.83
400.000 SEIKO EPSON CORP NPV FJ6616505 NV5F20000102: RBIF-ALLBRSTN INTLEQ	1,411.0000 17.3897	600,180.00 7,145.00	564,400.00 6,955.88	0.01	-35,780.00 -189.12
1,000.000 NGK INSULATORS Y50 FJ6619509 NV5F20000102: RBIF-ALLBRSTN INTLEQ	1,394.0000 17.1802	1,487,446.00 18,155.08	1,394,000.00 17,180.18	0.02	-93,446.00 -974.90
1,000.000 N.G.K. SPARK PLUG CO NPV FJ6619608 NV5F20000102: RBIF-ALLBRSTN INTLEQ	1,125.0000 13.8649	1,263,378.00 15,402.35	1,125,000.00 13,864.93	0.01	-138,378.00 -1,537.42

Asset Detail - By Asset type

Report ID : IACS0005

BNY MELLON


Base Currency : USD

TOTAL RBIF RET SYS - NV5G00000000

4/30/2011

Status : FINAL

Shares/Par Security ID Description Link Ref	Price Local/Base	Cost Local/Base	Market Value Local/Base	Percent Of Total	Net Unrealized Gain/Loss Local/Base
3,000.000 MIZUHO SECURITIES CO LTD FJ6631504 NV5F20000102: RBIF-ALLBRSTN INTLEQ	205.0000 2.5265	678,203.00 8,073.85	615,000.00 7,579.49	0.01	-63,203.00 -494.36
200.000 NINTENDO CO FJ6639556 NV5F20000102: RBIF-ALLBRSTN INTLEQ	19,170.0000 236.2583	4,787,435.00 57,714.46	3,834,000.00 47,251.67	0.04	-953,435.00 -10,462.79
800.000 DENSO CORPORATION NPV FJ6640380 NV5F20000102: RBIF-ALLBRSTN INTLEQ	2,706.0000 33.3498	2,321,696.00 27,823.07	2,164,800.00 26,679.81	0.02	-156,896.00 -1,143.26
3,000.000 NEC CORP NPV FJ6640406 NV5F20000102: RBIF-ALLBRSTN INTLEQ	169.0000 2.0828	735,220.00 8,752.62	507,000.00 6,248.46	0.01	-228,220.00 -2,504.16
1,000.000 TAIYO NIPPON SAN SO CORP NPV FJ6640547 NV5F20000102: RBIF-ALLBRSTN INTLEQ	652.0000 8.0355	722,216.00 8,804.82	652,000.00 8,035.49	0.01	-70,216.00 -769.33
200.000 NIDEC CORP NPV FJ6640687 NV5F20000102: RBIF-ALLBRSTN INTLEQ	7,040.0000 86.7636	1,623,486.00 19,555.87	1,408,000.00 17,352.72	0.02	-215,486.00 -2,203.15
1,000.000 NIPPON MEAT PACKERS Y50 FJ6640760 NV5F20000102: RBIF-ALLBRSTN INTLEQ	1,118.0000 13.7787	1,085,325.00 13,246.98	1,118,000.00 13,778.65	0.01	32,675.00 531.67
500.000 NISSHIN SEIFUN GROUP INC FJ6640968 NV5F20000102: RBIF-ALLBRSTN INTLEQ	1,009.0000 12.4353	520,656.00 6,347.53	504,500.00 6,217.65	0.01	-16,156.00 -129.88
800.000 NIPPON TEL & TEL CORP Y50000 FJ6641370 NV5F20000102: RBIF-ALLBRSTN INTLEQ	3,745.0000 46.1548	3,019,905.00 36,164.87	2,996,000.00 36,923.84	0.03	-23,905.00 758.97
1,000.000 NSK LTD ORD FJ6641545 NV5F20000102: RBIF-ALLBRSTN INTLEQ	716.0000 8.8243	751,225.00 8,943.16	716,000.00 8,824.25	0.01	-35,225.00 -118.91

 BNY MELLON TOTAL RBIF RET SYS - NV5G00000000	Asset Detail - By Asset type			Report ID : IACS0005	
	4/30/2011			Base Currency : USD	
				Status : FINAL	

Shares/Par Security ID Description Link Ref	Price Local/Base	Cost Local/Base	Market Value Local/Base	Percent Of Total	Net Unrealized Gain/Loss Local/Base
200.000 NISSIN FOODS HOLDINGS CO LTD FJ6641768 NV5F20000102: RBIF-ALLBRSTN INTLEQ	2,868.0000 35.3463	590,577.00 7,030.68	573,600.00 7,069.26	0.01	-16,977.00 38.58
200.000 NITTO DENKO CORP NPV FJ6641800 NV5F20000102: RBIF-ALLBRSTN INTLEQ	4,305.0000 53.0564	760,228.00 9,050.33	861,000.00 10,611.29	0.01	100,772.00 1,560.96
2,000.000 NIPPON EXPRESS CO Y50 FJ6642121 NV5F20000102: RBIF-ALLBRSTN INTLEQ	321.0000 3.9561	718,215.00 8,550.18	642,000.00 7,912.25	0.01	-76,215.00 -637.93
400.000 NIKON CORP NPV FJ6642329 NV5F20000102: RBIF-ALLBRSTN INTLEQ	1,691.0000 20.8405	642,592.00 7,649.91	676,400.00 8,336.21	0.01	33,808.00 686.30
400.000 NOK CORPORATION Y50 FJ6642428 NV5F20000102: RBIF-ALLBRSTN INTLEQ	1,385.0000 17.0693	681,404.00 8,307.28	554,000.00 6,827.71	0.01	-127,404.00 -1,479.57
8,000.000 NIPPON STEEL CORP NPV FJ6642568 NV5F20000102: RBIF-ALLBRSTN INTLEQ	252.0000 3.1057	2,428,727.00 29,091.53	2,016,000.00 24,845.95	0.02	-412,727.00 -4,245.58
1,000.000 NIPPON ELECTRIC GLASS Y50 FJ6642667 NV5F20000102: RBIF-ALLBRSTN INTLEQ	1,223.0000 15.0727	1,235,370.00 15,078.36	1,223,000.00 15,072.71	0.01	-12,370.00 -5.65
200.000 HITACHI HIGH TECHNOLOGIES CORP FJ6642808 NV5F20000102: RBIF-ALLBRSTN INTLEQ	1,691.0000 20.8405	376,112.00 4,477.52	338,200.00 4,168.10	0.00	-37,912.00 -309.42
4,000.000 NISSAN MOTOR CO Y50 FJ6642865 NV5F20000102: RBIF-ALLBRSTN INTLEQ	774.0000 9.5391	3,277,582.00 39,294.43	3,096,000.00 38,156.27	0.03	-181,582.00 -1,138.16
5,600.000 NOMURA HOLDING NPV FJ6643103 NV5F20000102: RBIF-ALLBRSTN INTLEQ	412.0000 5.0776	2,949,883.00 35,347.44	2,307,200.00 28,434.80	0.03	-642,683.00 -6,912.64

Asset Detail - By Asset type

Report ID : IACS0005

BNY MELLON


Base Currency : USD

TOTAL RBIF RET SYS - NV5G00000000

4/30/2011

Status : FINAL

Shares/Par Security ID Description Link Ref	Price Local/Base	Cost Local/Base	Market Value Local/Base	Percent Of Total	Net Unrealized Gain/Loss Local/Base
2,000.000 NIPPON YUSEN KK Y50 FJ6643962 NV5F20000102: RBIF-ALLBRSTN INTLEQ	298.0000 3.6727	754,226.00 8,978.88	596,000.00 7,345.33	0.01	-158,226.00 -1,633.55
100.000 NITORI HOLDINGS CO LTD FJ6644804 NV5F20000102: RBIF-ALLBRSTN INTLEQ	6,990.0000 86.1474	744,223.00 8,859.79	699,000.00 8,614.74	0.01	-45,223.00 -245.05
100.000 ORIENTAL LAND CO JPY50 FJ6648896 NV5F20000102: RBIF-ALLBRSTN INTLEQ	6,860.0000 84.5452	775,232.00 9,228.95	686,000.00 8,454.52	0.01	-89,232.00 -774.43
1,000.000 ODAKYU ELECTRIC RAILWAY CO Y50 FJ6656105 NV5F20000102: RBIF-ALLBRSTN INTLEQ	654.0000 8.0601	775,232.00 9,228.95	654,000.00 8,060.14	0.01	-121,232.00 -1,168.81
2,000.000 OBAYASHI CORP Y50 FJ6656402 NV5F20000102: RBIF-ALLBRSTN INTLEQ	341.0000 4.2026	760,228.00 9,268.25	682,000.00 8,405.23	0.01	-78,228.00 -863.02
3,000.000 OJI PAPER CO JPY50 FJ6657707 NV5F20000102: RBIF-ALLBRSTN INTLEQ	363.0000 4.4737	1,210,362.00 14,653.39	1,089,000.00 13,421.25	0.01	-121,362.00 -1,232.14
300.000 OLYMPUS CORP Y50 FJ6658804 NV5F20000102: RBIF-ALLBRSTN INTLEQ	2,282.0000 28.1242	767,930.00 9,142.03	684,600.00 8,437.27	0.01	-83,330.00 -704.76
300.000 OMRON CORP Y50 FJ6659422 NV5F20000102: RBIF-ALLBRSTN INTLEQ	2,217.0000 27.3231	667,100.00 7,941.67	665,100.00 8,196.94	0.01	-2,000.00 255.27
200.000 ONO PHARMACEUTICAL CO Y50 FJ6660107 NV5F20000102: RBIF-ALLBRSTN INTLEQ	4,115.0000 50.7148	760,228.00 9,268.25	823,000.00 10,142.96	0.01	62,772.00 874.71
180.000 ORIX CORP Y50 FJ6661147 NV5F20000102: RBIF-ALLBRSTN INTLEQ	7,910.0000 97.4858	1,402,620.00 16,773.07	1,423,800.00 17,547.45	0.02	21,180.00 774.38

 BNY MELLON TOTAL RBIF RET SYS - NV5G00000000	Asset Detail - By Asset type			Report ID : IACS0005	
	4/30/2011			Base Currency : USD	
				Status : FINAL	

Shares/Par Security ID Description Link Ref	Price Local/Base	Cost Local/Base	Market Value Local/Base	Percent Of Total	Net Unrealized Gain/Loss Local/Base
3,000.000 OSAKA GAS CO Y50 FJ6661766 NV5F20000102: RBIF-ALLBRSTN INTLEQ	298.0000 3.6727	962,288.00 11,509.23	894,000.00 11,017.99	0.01	-68,288.00 -491.24
5,000.000 HOKUHOKU FINANCIAL GROUP INC FJ6683596 NPV NV5F20000102: RBIF-ALLBRSTN INTLEQ	154.0000 1.8980	940,282.00 11,476.65	770,000.00 9,489.77	0.01	-170,282.00 -1,986.88
1,000.000 NABTESCO CORP NPV FJ6687571 NV5F20000102: RBIF-ALLBRSTN INTLEQ	2,044.0000 25.1910	2,092,627.00 25,248.88	2,044,000.00 25,191.03	0.02	-48,627.00 -57.85
8,000.000 SHINSEI BK NPV FJ6730934 NV5F20000102: RBIF-ALLBRSTN INTLEQ	97.0000 1.1955	784,235.00 9,462.30	776,000.00 9,563.72	0.01	-8,235.00 101.42
1,000.000 RICOH Y50 FJ6738226 NV5F20000102: RBIF-ALLBRSTN INTLEQ	890.0000 10.9687	1,211,363.00 14,420.99	890,000.00 10,968.70	0.01	-321,363.00 -3,452.29
100.000 RINNAI CORP Y50 FJ6740586 NV5F20000102: RBIF-ALLBRSTN INTLEQ	5,330.0000 65.6889	552,165.00 6,662.22	533,000.00 6,568.89	0.01	-19,165.00 -93.33
300.000 T&D HOLDINGS INC NPV FJ6744299 NV5F20000102: RBIF-ALLBRSTN INTLEQ	1,991.0000 24.5378	634,390.00 7,552.26	597,300.00 7,361.35	0.01	-37,090.00 -190.91
100.000 ROHM CO Y50 FJ6747201 NV5F20000102: RBIF-ALLBRSTN INTLEQ	4,880.0000 60.1430	546,163.00 6,501.94	488,000.00 6,014.30	0.01	-58,163.00 -487.64
100.000 SMC CORP NPV FJ6763968 NV5F20000102: RBIF-ALLBRSTN INTLEQ	14,750.0000 181.7846	1,448,434.00 17,243.27	1,475,000.00 18,178.46	0.02	26,566.00 935.19
1,300.000 SOFTBANK CORPORATION NPV FJ6770625 NV5F20000102: RBIF-ALLBRSTN INTLEQ	3,390.0000 41.7796	3,897,668.00 46,703.63	4,407,000.00 54,313.53	0.05	509,332.00 7,609.90

Asset Detail - By Asset type

BNY MELLON


TOTAL RBIF RET SYS - NV5G0000000

4/30/2011

Base Currency : USD

Status : FINAL

Shares/Par Security ID Description Link Ref	Price Local/Base	Cost Local/Base	Market Value Local/Base	Percent Of Total	Net Unrealized Gain/Loss Local/Base
100.000 SANKYO CO(OTC) NPV FJ6775434 NV5F20000102: RBIF-ALLBRSTN INTLEQ	4,190.0000 51.6391	469,640.00 5,590.96	419,000.00 5,163.91	0.00	-50,640.00 -427.05
200.000 SANTEN PHARMACEUTICAL CO FJ6776606 NV5F20000102: RBIF-ALLBRSTN INTLEQ	3,125.0000 38.5137	570,371.00 6,953.62	625,000.00 7,702.74	0.01	54,629.00 749.12
300.000 SECOM CO Y50 FJ6791597 NV5F20000102: RBIF-ALLBRSTN INTLEQ	4,015.0000 49.4824	1,187,855.00 14,264.94	1,204,500.00 14,844.71	0.01	16,645.00 579.77
1,000.000 SEKISUI CHEMICAL Y50 FJ6793825 NV5F20000102: RBIF-ALLBRSTN INTLEQ	674.0000 8.3066	593,177.00 7,231.66	674,000.00 8,306.63	0.01	80,823.00 1,074.97
1,000.000 SEKISUI HOUSE NPV FJ6793908 NV5F20000102: RBIF-ALLBRSTN INTLEQ	777.0000 9.5760	796,238.00 9,479.02	777,000.00 9,576.04	0.01	-19,238.00 97.02
2,000.000 SHARP CORP Y50 FJ6800604 NV5F20000102: RBIF-ALLBRSTN INTLEQ	741.0000 9.1324	1,723,516.00 20,784.31	1,482,000.00 18,264.73	0.02	-241,516.00 -2,519.58
100.000 SHIMAMURA NPV FJ6804036 NV5F20000102: RBIF-ALLBRSTN INTLEQ	7,570.0000 93.2955	790,237.00 9,645.27	757,000.00 9,329.55	0.01	-33,237.00 -315.72
200.000 SHIKOKU ELECTRIC POWER CO INC FJ6804341 Y500 NV5F20000102: RBIF-ALLBRSTN INTLEQ	2,054.0000 25.3143	492,547.00 5,863.65	410,800.00 5,062.85	0.00	-81,747.00 -800.80
2,000.000 SHIMIZU CORPORATION Y50 FJ6804408 NV5F20000102: RBIF-ALLBRSTN INTLEQ	342.0000 4.2149	706,211.00 8,609.70	684,000.00 8,429.87	0.01	-22,211.00 -179.83
700.000 SHIN-ETSU CHEMICALS CO NPV FJ6804580 NV5F20000102: RBIF-ALLBRSTN INTLEQ	4,200.0000 51.7624	3,129,938.00 37,543.68	2,940,000.00 36,233.67	0.03	-189,938.00 -1,310.01

 BNY MELLON TOTAL RBIF RET SYS - NV5G00000000	Asset Detail - By Asset type			Report ID : IACS0005	
	4/30/2011			Base Currency : USD	
				Status : FINAL	

Shares/Par Security ID Description Link Ref	Price Local/Base	Cost Local/Base	Market Value Local/Base	Percent Of Total	Net Unrealized Gain/Loss Local/Base
400.000 SHIONOGI & CO JPY50 FJ6804689 NV5F20000102: RBIF-ALLBRSTN INTLEQ	1,312.0000 16.1696	640,592.00 7,626.10	524,800.00 6,467.83	0.01	-115,792.00 -1,158.27
300.000 SHIMANO INC NPV FJ6804820 NV5F20000102: RBIF-ALLBRSTN INTLEQ	4,330.0000 53.3646	1,225,867.00 14,837.97	1,299,000.00 16,009.37	0.01	73,133.00 1,171.40
400.000 SHISEIDO Y50 FJ6805264 NV5F20000102: RBIF-ALLBRSTN INTLEQ	1,341.0000 16.5270	717,015.00 8,535.89	536,400.00 6,610.80	0.01	-180,615.00 -1,925.09
1,000.000 SHIZUOKA BANK Y50 FJ6805322 NV5F20000102: RBIF-ALLBRSTN INTLEQ	736.0000 9.0707	744,223.00 8,859.79	736,000.00 9,070.74	0.01	-8,223.00 210.95
3,000.000 SHOWA DENKO KK Y50 FJ6805462 NV5F20000102: RBIF-ALLBRSTN INTLEQ	161.0000 1.9842	579,173.00 6,894.92	483,000.00 5,952.67	0.01	-96,173.00 -942.25
1,600.000 SONY CORP NPV FJ6821501 NV5F20000102: RBIF-ALLBRSTN INTLEQ	2,260.0000 27.8531	4,755,024.00 56,957.76	3,616,000.00 44,564.95	0.04	-1,139,024.00 -12,392.81
2,000.000 SUMITOMO CHEMICAL Y50 FJ6858560 NV5F20000102: RBIF-ALLBRSTN INTLEQ	430.0000 5.2995	786,235.00 9,359.94	860,000.00 10,598.97	0.01	73,765.00 1,239.03
1,300.000 SUMITOMO ELECTRIC IND NPV FJ6858701 NV5F20000102: RBIF-ALLBRSTN INTLEQ	1,121.0000 13.8156	1,486,845.00 17,774.63	1,457,300.00 17,960.32	0.02	-29,545.00 185.69
1,000.000 SUMITOMO HEAVY INDUSTRIES Y50 FJ6858735 NV5F20000102: RBIF-ALLBRSTN INTLEQ	528.0000 6.5073	527,158.00 6,426.80	528,000.00 6,507.27	0.01	842.00 80.47
4,000.000 SUMITOMO METAL INDUSTRIES NPV FJ6858826 NV5F20000102: RBIF-ALLBRSTN INTLEQ	170.0000 2.0951	844,253.00 10,050.63	680,000.00 8,380.58	0.01	-164,253.00 -1,670.05

Asset Detail - By Asset type

BNY MELLON


TOTAL RBIF RET SYS - NV5G00000000

4/30/2011

Base Currency : USD

Status : FINAL

Shares/Par Security ID Description Link Ref	Price Local/Base	Cost Local/Base	Market Value Local/Base	Percent Of Total	Net Unrealized Gain/Loss Local/Base
1,000.000 SUMITOMO METAL MNG NPV FJ6858842 NV5F20000102: RBIF-ALLBRSTN INTLEQ	1,437.0000 17.7101	1,382,414.00 16,457.31	1,437,000.00 17,710.13	0.02	54,586.00 1,252.82
1,000.000 SUMITOMO REALTY & DEV CO NPV FJ6858909 NV5F20000102: RBIF-ALLBRSTN INTLEQ	1,661.0000 20.4708	2,189,656.00 26,725.94	1,661,000.00 20,470.79	0.02	-528,656.00 -6,255.15
1,800.000 SUMITOMO CORP NPV FJ6858941 NV5F20000102: RBIF-ALLBRSTN INTLEQ	1,107.0000 13.6431	2,139,941.00 25,657.22	1,992,600.00 24,557.56	0.02	-147,341.00 -1,099.66
400.000 SUZUKI MOTOR CO NPV FJ6865508 NV5F20000102: RBIF-ALLBRSTN INTLEQ	1,918.0000 23.6382	814,244.00 9,693.38	767,200.00 9,455.26	0.01	-47,044.00 -238.12
400.000 THK CO Y50 FJ6869138 NV5F20000102: RBIF-ALLBRSTN INTLEQ	2,057.0000 25.3512	837,051.00 10,099.56	822,800.00 10,140.50	0.01	-14,251.00 40.94
200.000 TDK CORP FJ6869302 NV5F20000102: RBIF-ALLBRSTN INTLEQ	4,160.0000 51.2694	1,157,346.00 13,942.52	832,000.00 10,253.88	0.01	-325,346.00 -3,688.64
3,000.000 TAISEI CORP Y50 FJ6870102 NV5F20000102: RBIF-ALLBRSTN INTLEQ	189.0000 2.3293	615,184.00 7,422.59	567,000.00 6,987.92	0.01	-48,184.00 -434.67
575.000 TAISHO PHARMACEUTICAL CO NPV FJ6870144 NV5F20000102: RBIF-ALLBRSTN INTLEQ	1,904.0000 23.4656	1,035,310.00 12,491.67	1,094,800.00 13,492.73	0.01	59,490.00 1,001.06
1,200.000 TAKEDA PHARMACEUTICAL CO LTD FJ6870441 NPV NV5F20000102: RBIF-ALLBRSTN INTLEQ	3,920.0000 48.3116	4,777,931.00 57,243.58	4,704,000.00 57,973.87	0.05	-73,931.00 730.29
300.000 ADVANTEST NPV FJ6870490 NV5F20000102: RBIF-ALLBRSTN INTLEQ	1,597.0000 19.6820	569,270.00 6,777.02	479,100.00 5,904.61	0.01	-90,170.00 -872.41

 BNY MELLON TOTAL RBIF RET SYS - NV5G00000000	Asset Detail - By Asset type			Report ID : IACS0005	
	4/30/2011			Base Currency : USD	
				Status : FINAL	

Shares/Par Security ID Description Link Ref	Price Local/Base	Cost Local/Base	Market Value Local/Base	Percent Of Total	Net Unrealized Gain/Loss Local/Base
1,000.000 MITSUBISHI TANABE PHARM CORP FJ6870987 NPV NV5F20000102: RBIF-ALLBRSTN INTLEQ	1,335.0000 16.4530	1,385,415.00 16,909.74	1,335,000.00 16,453.04	0.01	-50,415.00 -456.70
2,000.000 TEIJIN Y50 FJ6880507 NV5F20000102: RBIF-ALLBRSTN INTLEQ	386.0000 4.7572	684,205.00 8,145.30	772,000.00 9,514.42	0.01	87,795.00 1,369.12
200.000 SYSMEX CORP JPY50 FJ6883808 NV5F20000102: RBIF-ALLBRSTN INTLEQ	2,825.0000 34.8164	566,169.00 6,902.40	565,000.00 6,963.27	0.01	-1,169.00 60.87
200.000 TERUMO CORP Y50 FJ6885076 NV5F20000102: RBIF-ALLBRSTN INTLEQ	4,500.0000 55.4597	917,275.00 10,919.94	900,000.00 11,091.94	0.01	-17,275.00 172.00
3,000.000 TOBU RAILWAY CO Y50 FJ6895166 NV5F20000102: RBIF-ALLBRSTN INTLEQ	315.0000 3.8822	1,248,374.00 15,100.48	945,000.00 11,646.54	0.01	-303,374.00 -3,453.94
2,000.000 TOHO GAS Y50 FJ6895224 NV5F20000102: RBIF-ALLBRSTN INTLEQ	378.0000 4.6586	818,245.00 9,975.56	756,000.00 9,317.23	0.01	-62,245.00 -658.33
800.000 TOHOKU ELEC PWR Y500 FJ6895265 NV5F20000102: RBIF-ALLBRSTN INTLEQ	1,191.0000 14.6783	1,340,401.00 16,024.98	952,800.00 11,742.67	0.01	-387,601.00 -4,282.31
2,300.000 TOKYO ELECTRIC PWR CO NPV FJ6895406 NV5F20000102: RBIF-ALLBRSTN INTLEQ	425.0000 5.2379	4,639,189.00 55,602.91	977,500.00 12,047.08	0.01	-3,661,689.00 -43,555.83
5,000.000 TOKYO GAS CO NPV FJ6895448 NV5F20000102: RBIF-ALLBRSTN INTLEQ	359.0000 4.4245	1,831,549.00 22,023.78	1,795,000.00 22,122.26	0.02	-36,549.00 98.48
300.000 TOKYO ELECTRON NPV FJ6895679 NV5F20000102: RBIF-ALLBRSTN INTLEQ	4,665.0000 57.4932	1,508,952.00 18,037.49	1,399,500.00 17,247.97	0.02	-109,452.00 -789.52

Asset Detail - By Asset type

Report ID : IACS0005

BNY MELLON


Base Currency : USD

TOTAL RBIF RET SYS - NV5G00000000

4/30/2011

Status : FINAL

Shares/Par Security ID Description Link Ref	Price Local/Base	Cost Local/Base	Market Value Local/Base	Percent Of Total	Net Unrealized Gain/Loss Local/Base
2,000.000 TOKYU CORP NPV FJ6896545 NV5F20000102: RBIF-ALLBRSTN INTLEQ	334.0000 4.1163	754,226.00 8,978.88	668,000.00 8,232.68	0.01	-86,226.00 -746.20
1,000.000 TOPPAN PRINTING Y50 FJ6897022 NV5F20000102: RBIF-ALLBRSTN INTLEQ	634.0000 7.8137	756,226.00 9,002.69	634,000.00 7,813.66	0.01	-122,226.00 -1,189.03
2,000.000 TORAY INDUSTRIES INC Y50 FJ6897147 NV5F20000102: RBIF-ALLBRSTN INTLEQ	595.0000 7.3330	990,297.00 11,789.25	1,190,000.00 14,666.01	0.01	199,703.00 2,876.76
6,000.000 TOSHIBA CORP NPV FJ6897212 NV5F20000102: RBIF-ALLBRSTN INTLEQ	427.0000 5.2625	2,715,814.00 32,492.08	2,562,000.00 31,575.06	0.03	-153,814.00 -917.02
1,000.000 TOTO Y50 FJ6897469 NV5F20000102: RBIF-ALLBRSTN INTLEQ	631.0000 7.7767	669,200.00 8,074.32	631,000.00 7,776.68	0.01	-38,200.00 -297.64
300.000 JS GROUP CORPORATION FJ6900214 NPV NV5F20000102: RBIF-ALLBRSTN INTLEQ	1,944.0000 23.9586	512,553.00 6,101.82	583,200.00 7,187.58	0.01	70,647.00 1,085.76
400.000 TOYO SEIKAN KAISHA Y50 FJ6900263 NV5F20000102: RBIF-ALLBRSTN INTLEQ	1,369.0000 16.8721	636,991.00 7,583.22	547,600.00 6,748.83	0.01	-89,391.00 -834.39
7,000.000 MAZDA MOTOR CORP NPV FJ6900305 NV5F20000102: RBIF-ALLBRSTN INTLEQ	185.0000 2.2800	1,409,422.00 16,926.08	1,295,000.00 15,960.07	0.01	-114,422.00 -966.01
200.000 TOYOTA INDUSTRIES CORP Y50 FJ6900545 NV5F20000102: RBIF-ALLBRSTN INTLEQ	2,450.0000 30.1947	512,153.00 6,097.06	490,000.00 6,038.95	0.01	-22,153.00 -58.11
400.000 TOYOTA TSUSHU CORP Y50 FJ6900586 NV5F20000102: RBIF-ALLBRSTN INTLEQ	1,341.0000 16.5270	585,375.00 6,968.75	536,400.00 6,610.80	0.01	-48,975.00 -357.95

 BNY MELLON TOTAL RBIF RET SYS - NV5G00000000	Asset Detail - By Asset type			Report ID : IACS0005	
	4/30/2011			Base Currency : USD	
				Status : FINAL	

Shares/Par Security ID Description Link Ref	Price Local/Base	Cost Local/Base	Market Value Local/Base	Percent Of Total	Net Unrealized Gain/Loss Local/Base
4,700.000 TOYOTA MOTOR CORP NPV FJ6900644 NV5F20000102: RBIF-ALLBRSTN INTLEQ	3,230.0000 39.8077	15,899,767.00 190,724.23	15,181,000.00 187,096.38	0.17	-718,767.00 -3,627.85
3,000.000 UBE INDUSTRIES Y50 FJ6910700 NV5F20000102: RBIF-ALLBRSTN INTLEQ	257.0000 3.1674	741,222.00 9,047.02	771,000.00 9,502.10	0.01	29,778.00 455.08
200.000 UNICHARM CORP FJ6911484 NV5F20000102: RBIF-ALLBRSTN INTLEQ	3,210.0000 39.5613	676,202.00 8,050.02	642,000.00 7,912.25	0.01	-34,202.00 -137.77
2.000 WEST JAPAN RAILWAY CO JPY50000 FJ6957990 NV5F20000102: RBIF-ALLBRSTN INTLEQ	293,500.0000 3,617.2049	601,180.00 7,156.90	587,000.00 7,234.41	0.01	-14,180.00 77.51
100.000 YAMADA DENKI CO NPV FJ6985025 NV5F20000102: RBIF-ALLBRSTN INTLEQ	5,620.0000 69.2630	584,175.00 6,954.46	562,000.00 6,926.30	0.01	-22,175.00 -28.16
200.000 YAKULT HONSHA Y50 FJ6985116 NV5F20000102: RBIF-ALLBRSTN INTLEQ	2,242.0000 27.6313	476,342.00 5,670.74	448,400.00 5,526.25	0.00	-27,942.00 -144.49
400.000 YAMAHA MOTOR CO Y50 FJ6985264 NV5F20000102: RBIF-ALLBRSTN INTLEQ	1,537.0000 18.9426	558,167.00 6,644.85	614,800.00 7,577.03	0.01	56,633.00 932.18
700.000 ASTELLAS PHARMA INC Y50 FJ6985389 NV5F20000102: RBIF-ALLBRSTN INTLEQ	3,090.0000 38.0823	2,199,159.00 26,373.32	2,163,000.00 26,657.63	0.02	-36,159.00 284.31
1,000.000 YAMAZAKI BAKING CO Y50 FJ6985504 NV5F20000102: RBIF-ALLBRSTN INTLEQ	1,040.0000 12.8174	969,290.00 11,695.10	1,040,000.00 12,817.35	0.01	70,710.00 1,122.25
500.000 YAMATO HOLDINGS CO LTD NPV FJ6985561 NV5F20000102: RBIF-ALLBRSTN INTLEQ	1,288.0000 15.8738	587,176.00 6,990.20	644,000.00 7,936.90	0.01	56,824.00 946.70

Asset Detail - By Asset type

Report ID : IACS0005

BNY MELLON


Base Currency : USD

TOTAL RBIF RET SYS - NV5G00000000

4/30/2011

Status : FINAL

Shares/Par Security ID Description Link Ref	Price Local/Base	Cost Local/Base	Market Value Local/Base	Percent Of Total	Net Unrealized Gain/Loss Local/Base
7,000.000 MIZUHO TRUST & BANKING CO LTD FJ6986080 NPV NV5F20000102: RBIF-ALLBRSTN INTLEQ	68.0000 0.8381	567,170.00 6,752.02	476,000.00 5,866.40	0.01	-91,170.00 -885.62
2,000.000 BANK OF YOKOHAMA Y50 FJ6986445 NV5F20000102: RBIF-ALLBRSTN INTLEQ	400.0000 4.9298	819,245.00 9,816.48	800,000.00 9,859.50	0.01	-19,245.00 43.02
TOTAL JAPANESE YEN EQUITY		345,425,868.00 4,143,989.02	322,504,768.00 3,974,670.62	3.59	-22,921,100.00 -169,318.40
NEW ZEALAND DOLLAR					
2,461.000 AUCKLAND INTL AIRPORT NPV AN6123706 NV5F20000102: RBIF-ALLBRSTN INTLEQ	2.2200 1.7925	5,320.31 4,010.03	5,463.42 4,411.44	0.00	143.11 401.41
429.000 CONTACT ENERGY NPV AN6152523 NV5F20000102: RBIF-ALLBRSTN INTLEQ	5.9500 4.8043	2,647.72 1,971.76	2,552.55 2,061.06	0.00	-95.17 89.30
1,045.000 FLETCHER BUILDING NPV AN6341605 NV5F20000102: RBIF-ALLBRSTN INTLEQ	9.1900 7.4205	8,137.65 6,131.76	9,603.55 7,754.39	0.01	1,465.90 1,622.63
791.000 SKY CITY NZD0.20 AN6823198 NV5F20000102: RBIF-ALLBRSTN INTLEQ	3.5600 2.8745	2,595.26 1,975.12	2,815.96 2,273.75	0.00	220.70 298.63
3,522.000 TELECOM CORP OF NEW ZEALAND AN6881436 NPV NV5F20000102: RBIF-ALLBRSTN INTLEQ	2.1750 1.7562	7,440.69 5,558.75	7,660.35 6,185.35	0.01	219.66 626.60
TOTAL NEW ZEALAND DOLLAR EQUITY		26,141.63 19,647.42	28,095.83 22,685.99	0.02	1,954.20 3,038.57
NORWEGIAN KRONE					
325.000 SEADRILL LTD USD2 SNB09RMQ9 NV5F20000102: RBIF-ALLBRSTN INTLEQ	185.9000 35.4835	65,507.15 11,050.46	60,417.50 11,532.15	0.01	-5,089.65 481.69

 BNY MELLON TOTAL RBIF RET SYS - NV5G00000000	Asset Detail - By Asset type			Report ID : IACS0005	
	4/30/2011			Base Currency : USD	
				Status : FINAL	

Shares/Par Security ID Description Link Ref	Price Local/Base	Cost Local/Base	Market Value Local/Base	Percent Of Total	Net Unrealized Gain/Loss Local/Base
679.000 AKER SOLUTIONS NOK2 (POST SNB1VLVW2 SUBDIVISION) NV5F20000102: RBIF-ALLBRSTN INTLEQ	126.6000 24.1647	66,191.65 11,233.51	85,961.40 16,407.82	0.01	19,769.75 5,174.31
1,845.000 ORKLA ASA NOK1.25 (POST SNB1VQF41 SUBDIVISION) NV5F20000102: RBIF-ALLBRSTN INTLEQ	53.1500 10.1450	100,415.37 17,548.17	98,061.75 18,717.47	0.02	-2,353.62 1,169.30
1,872.000 NORSK HYDRO ASA NOK3.6666 SNB11HK30 NV5F20000102: RBIF-ALLBRSTN INTLEQ	46.5000 8.8757	77,419.77 13,127.63	87,048.00 16,615.23	0.02	9,628.23 3,487.60
1,638.000 DNB NOR ASA NOK10 SN4263307 NV5F20000102: RBIF-ALLBRSTN INTLEQ	85.3000 16.2816	130,145.33 22,127.74	139,721.40 26,669.22	0.02	9,576.07 4,541.48
1,488.000 TELENOR AS ORD NOK6 SN4732491 NV5F20000102: RBIF-ALLBRSTN INTLEQ	90.6500 17.3028	136,401.66 23,481.94	134,887.20 25,746.50	0.02	-1,514.46 2,264.56
744.000 SUBSEA 7 SA SN5258249 NV5F20000102: RBIF-ALLBRSTN INTLEQ	138.0000 26.3407	107,556.13 19,251.06	102,672.00 19,597.45	0.02	-4,884.13 346.39
1,775.000 STATOIL ASA NOK2.50 SN7133606 NV5F20000102: RBIF-ALLBRSTN INTLEQ	153.5000 29.2992	244,902.45 41,990.62	272,462.50 52,006.09	0.05	27,560.05 10,015.47
222.000 YARA INTL NOK1.70 SN7751258 NV5F20000102: RBIF-ALLBRSTN INTLEQ	307.3000 58.6557	69,662.29 11,751.39	68,220.60 13,021.56	0.01	-1,441.69 1,270.17
TOTAL NORWEGIAN KRONE EQUITY		998,201.80 171,562.52	1,049,452.35 200,313.49	0.18	51,250.55 28,750.97
SINGAPORE DOLLAR					
4,000.000 OVERSEA-CHINESE BKG CORP FMB0F9V21 SGD0.5 (POST SUBDIVISION) NV5F20000102: RBIF-ALLBRSTN INTLEQ	9.5500 7.8135	38,977.26 30,019.63	38,200.00 31,253.84	0.03	-777.26 1,234.21

Asset Detail - By Asset type

Report ID : IACS0005

BNY MELLON


Base Currency : USD

TOTAL RBIF RET SYS - NV5G00000000

4/30/2011

Status : FINAL

Shares/Par Security ID Description Link Ref	Price Local/Base	Cost Local/Base	Market Value Local/Base	Percent Of Total	Net Unrealized Gain/Loss Local/Base
7,000.000 NOBLE GROUP HKD0.25 FMB01CLC8 NV5F20000102: RBIF-ALLBRSTN INTLEQ	2.2300 1.8245	14,780.34 11,271.95	15,610.00 12,771.53	0.01	829.66 1,499.58
2,000.000 SINGAPORE PRESS HLDGS SGD0.20 FMB012892 NV5F20000102: RBIF-ALLBRSTN INTLEQ	3.9800 3.2563	7,945.56 6,207.47	7,960.00 6,512.58	0.01	14.44 305.11
13,000.000 SINGAPORE TELECOMMUNICATIONS FMB02PY26 SGD0.15 (POST RE-ORGANIZATION) NV5F20000102: RBIF-ALLBRSTN INTLEQ	3.1200 2.5527	39,807.84 30,646.91	40,560.00 33,184.70	0.03	752.16 2,537.79
4,000.000 OLAM INTERNATIONAL LIMITED ORD FMB05Q3L3 SGD0.1 NV5F20000102: RBIF-ALLBRSTN INTLEQ	2.8700 2.3481	11,207.84 8,891.58	11,480.00 9,392.51	0.01	272.16 500.93
2,000.000 SEMBCORP INDUSTRIES SGD0.25 FMB08X160 (POST REORGANIZATION) NV5F20000102: RBIF-ALLBRSTN INTLEQ	5.4000 4.4181	9,526.67 7,496.30	10,800.00 8,836.16	0.01	1,273.33 1,339.86
3,000.000 STARHUB LTD NPV FMB1CNDB1 NV5F20000102: RBIF-ALLBRSTN INTLEQ	2.8700 2.3481	8,015.60 6,112.94	8,610.00 7,044.39	0.01	594.40 931.45
2,200.000 KEPPEL CORP NPV FMB1VQ5C0 NV5F20000102: RBIF-ALLBRSTN INTLEQ	11.9000 9.7361	21,495.03 16,392.78	26,180.00 21,419.51	0.02	4,684.97 5,026.73
2,000.000 WILMAR INTERNATIONAL LTD FMB17KC65 SGD0.5 NV5F20000102: RBIF-ALLBRSTN INTLEQ	5.2700 4.3117	11,848.29 9,035.87	10,540.00 8,623.44	0.01	-1,308.29 -412.43
2,000.000 FRASER & NEAVE SGD0.2 FMB17NLV4 NV5F20000102: RBIF-ALLBRSTN INTLEQ	6.2700 5.1299	12,028.42 9,542.58	12,540.00 10,259.77	0.01	511.58 717.19
6,756.000 GLOBAL LOGISTIC PROPERTIES LTD FMB4KJWS7 NV5F20000102: RBIF-ALLBRSTN INTLEQ	1.9300 1.5791	14,438.21 11,011.03	13,039.08 10,668.10	0.01	-1,399.13 -342.93

 BNY MELLON TOTAL RBIF RET SYS - NV5G00000000	Asset Detail - By Asset type			Report ID : IACS0005	
	4/30/2011			Base Currency : USD	
				Status : FINAL	

Shares/Par Security ID Description Link Ref	Price Local/Base	Cost Local/Base	Market Value Local/Base	Percent Of Total	Net Unrealized Gain/Loss Local/Base
6,976.000 CAPITAMALLS ASIA LTD FMB442NY9 NV5F20000102: RBIF-ALLBRSTN INTLEQ	1.7700 1.4481	12,026.67 9,463.48	12,347.52 10,102.29	0.01	320.85 638.81
5,000.000 SINGAPORE TECHNOLOGIES FM6043216 ENGINEERING SGD0.10 NV5F20000102: RBIF-ALLBRSTN INTLEQ	3.1500 2.5772	16,391.47 12,681.75	15,750.00 12,886.07	0.01	-641.47 204.32
16,000.000 GOLDEN AGRI RES USD0.025 FM6164475 NV5F20000102: RBIF-ALLBRSTN INTLEQ	0.6650 0.5441	12,728.91 9,707.46	10,640.00 8,705.26	0.01	-2,088.91 -1,002.20
3,000.000 DBS HLDGS SGD1 FM6175208 NV5F20000102: RBIF-ALLBRSTN INTLEQ	14.9800 12.2561	42,289.57 32,595.35	44,940.00 36,768.26	0.03	2,650.43 4,172.91
1,000.000 CITY DEVELOPMENTS SGD0.50 FM6197921 NV5F20000102: RBIF-ALLBRSTN INTLEQ	11.8400 9.6871	12,488.73 9,524.30	11,840.00 9,687.05	0.01	-648.73 162.75
3,000.000 SEMBCORP MARINE SGD0.10 FM6205138 NV5F20000102: RBIF-ALLBRSTN INTLEQ	5.6700 4.6390	15,520.85 11,836.69	17,010.00 13,916.96	0.01	1,489.15 2,080.27
253.000 JARDINE CYCLE & CARRIAGE LTD FM6242263 NV5F20000102: RBIF-ALLBRSTN INTLEQ	36.8800 30.1739	9,620.73 7,468.36	9,330.64 7,633.99	0.01	-290.09 165.63
2,000.000 SINGAPORE EXCHANGE SGD0.01 FM6303867 NV5F20000102: RBIF-ALLBRSTN INTLEQ	7.8000 6.3817	16,811.76 12,821.16	15,600.00 12,763.35	0.01	-1,211.76 -57.81
4,000.000 CAPITALAND SGD1 FM6309302 NV5F20000102: RBIF-ALLBRSTN INTLEQ	3.4000 2.7818	14,610.22 11,142.20	13,600.00 11,127.02	0.01	-1,010.22 -15.18
7,000.000 GENTING SINGAPORE PLC USD0.10 FM6366799 CLOB NV5F20000102: RBIF-ALLBRSTN INTLEQ	2.1700 1.7754	15,060.54 11,485.64	15,190.00 12,427.90	0.01	129.46 942.26

Asset Detail - By Asset type

Report ID: IACS0005

BNY MELLON


Base Currency : USD

TOTAL RBIF RET SYS - NV5G0000000

4/30/2011

Status : FINAL

Shares/Par Security ID Description Link Ref	Price Local/Base	Cost Local/Base	Market Value Local/Base	Percent Of Total	Net Unrealized Gain/Loss Local/Base
1,000.000 SINGAPORE AIRLINES SGD0.50 FM6811737 (1000 BOARD LOT) NV5F20000102: RBIF-ALLBRSTN INTLEQ	14.0800 11.5197	15,731.01 11,996.96	14,080.00 11,519.74	0.01	-1,651.01 -477.22
5,000.000 KEPPEL LD STK SG\$0.50 FM6853465 NV5F20000102: RBIF-ALLBRSTN INTLEQ	4.1700 3.4117	21,505.03 17,371.52	20,850.00 17,058.70	0.02	-655.03 -312.82
2,000.000 UNITED OVERSEAS BANK SG\$1 FM6916783 NV5F20000102: RBIF-ALLBRSTN INTLEQ	19.6200 16.0524	36,585.59 28,156.13	39,240.00 32,104.72	0.03	2,654.41 3,948.59
TOTAL SINGAPORE DOLLAR EQUITY		431,442.14 332,880.04	435,937.24 356,667.84	0.32	4,495.10 23,787.80
SWEDISH KRONA					
566.000 KINNEVIK INVESTMENT AB SEK0.1 SSB00GC17 NV5F20000102: RBIF-ALLBRSTN INTLEQ	156.0000 25.8818	79,150.54 11,786.78	88,296.00 14,649.10	0.01	9,145.46 2,862.32
179.000 MILLICOM INTL CELL SDR EACH SSB00L2M1 REP 1 USD1.50 NV5F20000102: RBIF-ALLBRSTN INTLEQ	654.5000 108.5875	109,580.86 16,087.27	117,155.50 19,437.15	0.02	7,574.64 3,349.88
621.000 TELE2 AB SER'B' SEK1.25 SSB085594 NV5F20000102: RBIF-ALLBRSTN INTLEQ	151.7000 25.1684	89,761.42 14,180.76	94,205.70 15,629.57	0.01	4,444.28 1,448.81
580.000 ELECTROLUX AB SER 'B' NPV SSB1KKBX5 NV5F20000102: RBIF-ALLBRSTN INTLEQ	153.7000 25.5002	107,216.16 15,740.11	89,146.00 14,790.13	0.01	-18,070.16 -949.98
788.000 ATLAS COPCO AB SER A NPV SSB1QGR45 (POST SPLIT) NV5F20000102: RBIF-ALLBRSTN INTLEQ	177.4000 29.4323	134,000.19 19,672.21	139,791.20 23,192.62	0.02	5,791.01 3,520.41
729.000 ATLAS COPCO AB SER'B'NPV (POST SSB1QGR78 SPLIT) NV5F20000102: RBIF-ALLBRSTN INTLEQ	160.1000 26.5620	110,768.32 16,261.60	116,712.90 19,363.72	0.02	5,944.58 3,102.12

 BNY MELLON TOTAL RBIF RET SYS - NV5G00000000	Asset Detail - By Asset type			Report ID : IACS0005	
	4/30/2011			Base Currency : USD	
				Status : FINAL	

Shares/Par Security ID Description Link Ref	Price Local/Base	Cost Local/Base	Market Value Local/Base	Percent Of Total	Net Unrealized Gain/Loss Local/Base
2,356.000 VOLVO (AB) SER B NPV (POST SSB1QH836 SPLIT) NV5F20000102: RBIF-ALLBRSTN INTLEQ	118.6000 19.6768	259,976.97 39,127.49	279,421.60 46,358.56	0.04	19,444.63 7,231.07
581.000 SKF AB SER B NPV (POST SPLIT) SSB1Q3J35 NV5F20000102: RBIF-ALLBRSTN INTLEQ	190.7000 31.6388	110,655.59 16,245.05	110,796.70 18,382.17	0.02	141.11 2,137.12
713.000 SCANIA AB SER B NPV (POST SSB1RDYG6 SPLIT) NV5F20000102: RBIF-ALLBRSTN INTLEQ	157.0000 26.0477	112,188.55 16,470.10	111,941.00 18,572.02	0.02	-247.55 2,101.92
1,183.000 SANDVIK AB NPV (POST SPLIT) SSB1VQ251 NV5F20000102: RBIF-ALLBRSTN INTLEQ	128.2000 21.2695	151,942.77 22,306.31	151,660.60 25,161.86	0.02	-282.17 2,855.55
1,063.000 SVENSKA CELLULOSA AB-SCA SER B SSB1VVGZ9 NPV (POST SPLIT) NV5F20000102: RBIF-ALLBRSTN INTLEQ	92.6000 15.3632	112,605.47 16,531.31	98,433.80 16,331.05	0.01	-14,171.67 -200.26
1,009.000 BOLIDEN AB NPV (POST SPLIT) SSB1XCBX9 NV5F20000102: RBIF-ALLBRSTN INTLEQ	136.2000 22.5968	136,061.31 20,921.17	137,425.80 22,800.18	0.02	1,364.49 1,879.01
538.000 HEXAGON AB SSB1XFTL9 NV5F20000102: RBIF-ALLBRSTN INTLEQ	157.0000 26.0477	84,491.34 14,017.87	84,466.00 14,013.67	0.01	-25.34 -4.20
321.000 RATOS AB SER B NPV SSB130WD9 NV5F20000102: RBIF-ALLBRSTN INTLEQ	249.7000 41.4275	75,907.17 11,992.04	80,153.70 13,298.22	0.01	4,246.53 1,306.18
141.000 MODERN TIMES GRP (MTG) SER B SSB151P43 NPV NV5F20000102: RBIF-ALLBRSTN INTLEQ	463.0000 76.8159	63,892.16 9,514.55	65,283.00 10,831.04	0.01	1,390.84 1,316.49
2,062.000 SKANDINAVISKA ENSKILDA BANKEN SS4813340 SER A SWKR10 NV5F20000102: RBIF-ALLBRSTN INTLEQ	58.1000 9.6393	113,650.28 16,684.69	119,802.20 19,876.26	0.02	6,151.92 3,191.57

Asset Detail - By Asset type

BNY MELLON

TOTAL RBIF RET SYS - NV5G00000000

4/30/2011

Base Currency : USD

Status : FINAL

Shares/Par Security ID Description Link Ref	Price Local/Base	Cost Local/Base	Market Value Local/Base	Percent Of Total	Net Unrealized Gain/Loss Local/Base
1,186.000 SWEDBANK AB SEK'A NPV SS4846522 NV5F20000102: RBIF-ALLBRSTN INTLEQ	114.6000 19.0132	111,458.13 16,362.87	135,915.60 22,549.62	0.02	24,457.47 6,186.75
674.000 SWEDISH MATCH AB NPV SS5048565 NV5F20000102: RBIF-ALLBRSTN INTLEQ	214.4000 35.5709	138,297.48 21,884.37	144,505.60 23,974.78	0.02	6,208.12 2,090.41
5,143.000 NORDEA BANK AB EURO.39632 SS5380034 NV5F20000102: RBIF-ALLBRSTN INTLEQ	68.9500 11.4394	375,721.69 56,243.68	354,609.85 58,832.97	0.05	-21,111.84 2,589.29
727.000 INVESTOR AB SEK 6.25 'B' SS5679591 NV5F20000102: RBIF-ALLBRSTN INTLEQ	150.5000 24.9693	103,992.19 15,266.81	109,413.50 18,152.69	0.02	5,421.31 2,885.88
1,626.000 HENNES & MAURITZ AB 'B' NPV SS5687438 NV5F20000102: RBIF-ALLBRSTN INTLEQ	213.5000 35.4216	380,496.11 56,845.40	347,151.00 57,595.48	0.05	-33,345.11 750.08
591.000 ASSA ABLOY SER B NPV SS5698781 NV5F20000102: RBIF-ALLBRSTN INTLEQ	181.4000 30.0959	113,919.87 16,724.27	107,207.40 17,786.67	0.02	-6,712.47 1,062.40
574.000 SVENSKA HANDELSBANKEN SER A SS5703664 NPV NV5F20000102: RBIF-ALLBRSTN INTLEQ	209.7000 34.7911	122,758.02 18,021.78	120,367.80 19,970.10	0.02	-2,390.22 1,948.32
5,273.000 ERICSSON (L.M.) SS5959373 TELEFONAKTIEBOLAGET SEK1 SER B NV5F20000102: RBIF-ALLBRSTN INTLEQ	91.7500 15.2222	398,904.94 59,968.15	483,797.75 80,266.41	0.07	84,892.81 20,298.26
2,635.000 TELIASONERA AB NPV SS5978381 NV5F20000102: RBIF-ALLBRSTN INTLEQ	49.3400 8.1860	142,332.69 20,895.48	130,010.90 21,569.98	0.02	-12,321.79 674.50
1,644.000 SKANSKA AB B SER 'B' SEK3 SS7142093 NV5F20000102: RBIF-ALLBRSTN INTLEQ	129.8000 21.5350	214,196.64 33,679.49	213,391.20 35,403.52	0.03	-805.44 1,724.03

BNY MELLON

Asset Detail - By Asset type

Report ID : IACS0005

TOTAL RBIF RET SYS - NV5G00000000

4/30/2011

Base Currency : USD

Status : FINAL

Shares/Par Security ID Description Link Ref	Price Local/Base	Cost Local/Base	Market Value Local/Base	Percent Of Total	Net Unrealized Gain/Loss Local/Base
885.000 ALFA LAVAL AB ORD NPV SS7332686 NV5F20000102: RBIF-ALLBRSTN INTLEQ	135.3000 22.4475	128,097.92 19,075.81	119,740.50 19,866.03	0.02	-8,357.42 790.22
390.000 GETINGE AB SER'B'NPV SS7698359 NV5F20000102: RBIF-ALLBRSTN INTLEQ	160.6000 26.6450	56,605.98 8,310.17	62,634.00 10,391.55	0.01	6,028.02 2,081.38
TOTAL SWEDISH KRONA EQUITY		4,138,630.76 620,817.59	4,213,436.80 699,047.12	0.63	74,806.04 78,229.53
SWISS FRANC					
203.000 PARGESA HLDGS SA CHF20(BR) ESB0CDLF5 (POST SUBD) NV5F20000102: RBIF-ALLBRSTN INTLEQ	88.9000 102.3663	16,370.41 17,125.46	18,046.70 20,780.36	0.02	1,676.29 3,654.90
156.000 SYNTHES INC ESB014631 NV5F20000102: RBIF-ALLBRSTN INTLEQ	149.0000 171.5700	19,677.50 20,464.36	23,244.00 26,764.93	0.02	3,566.50 6,300.57
70.000 GEBERIT CHF0.10 (REGD) (POST ESB1WGG94 SUBDIVISION) NV5F20000102: RBIF-ALLBRSTN INTLEQ	202.5000 233.1740	14,004.20 15,307.65	14,175.00 16,322.18	0.01	170.80 1,014.53
266.000 ACTELION CHF0.5 (REGD)(POST ESB1YD5Q3 SUBD) NV5F20000102: RBIF-ALLBRSTN INTLEQ	50.9500 58.6677	14,062.32 15,371.17	13,552.70 15,605.62	0.01	-509.62 234.45
152.000 KUEHNE & NAGEL AG CHF1(REGD) ESB142S69 (POST-SUBD) NV5F20000102: RBIF-ALLBRSTN INTLEQ	138.2000 159.1341	19,674.70 20,461.45	21,006.40 24,188.38	0.02	1,331.70 3,726.93
5,787.000 UBS AG CHF0.1 (POST ESB18YFJ1 SUBDIVISION) NV5F20000102: RBIF-ALLBRSTN INTLEQ	17.2900 19.9090	95,584.89 100,244.92	100,057.23 115,213.58	0.10	4,472.34 14,968.66
506.000 LOGITECH INTL SA CHF0.25(REGD) ESB18ZRK2 (POST SUBDIVISION) NV5F20000102: RBIF-ALLBRSTN INTLEQ	11.9800 13.7947	9,439.73 9,817.20	6,061.88 6,980.11	0.01	-3,377.85 -2,837.09

Asset Detail - By Asset type

Report ID : IACS0005

BNY MELLON

Base Currency : USD

TOTAL RBIF RET SYS - NV5G00000000

4/30/2011

Status : FINAL

Shares/Par Security ID Description Link Ref	Price Local/Base	Cost Local/Base	Market Value Local/Base	Percent Of Total	Net Unrealized Gain/Loss Local/Base
892.000 COMPAGNIE FINANCIERE ESB3DCZF5 RICHEMONTAG CHF1 NV5F20000102: RBIF-ALLBRSTN INTLEQ	55.9000 64.3676	49,143.69 51,894.80	49,862.80 57,415.86	0.05	719.11 5,521.06
458.000 JULIUS BAER GRUPPE AG ESB4R2R51 NV5F20000102: RBIF-ALLBRSTN INTLEQ	40.4200 46.5427	20,048.09 20,849.76	18,512.36 21,316.55	0.02	-1,535.73 466.79
375.000 TRANSOCEAN LTD ESB5W3ND7 NV5F20000102: RBIF-ALLBRSTN INTLEQ	63.4000 73.0036	26,257.88 27,307.87	23,775.00 27,376.36	0.02	-2,482.88 68.49
162.000 SYNGENTAAG CHF0.1 ES4356642 NV5F20000102: RBIF-ALLBRSTN INTLEQ	306.1000 352.4670	46,206.36 48,862.46	49,588.20 57,099.66	0.05	3,381.84 8,237.20
5.000 SIKA FINANZ AG CHF9 (BR) ES4808089 NV5F20000102: RBIF-ALLBRSTN INTLEQ	2,208.0000 2,542.4607	10,473.14 11,054.61	11,040.00 12,712.30	0.01	566.86 1,657.69
12.000 SGS SA CHF1(REGD) ES4824771 NV5F20000102: RBIF-ALLBRSTN INTLEQ	1,717.0000 1,977.0856	19,925.98 20,722.77	20,604.00 23,725.03	0.02	678.02 3,002.26
61.000 SWISSCOM AG CHF1.00 ES5533975 NV5F20000102: RBIF-ALLBRSTN INTLEQ	396.9000 457.0211	25,181.46 26,927.78	24,210.90 27,878.29	0.03	-970.56 950.51
1.000 LINDT & SPRUENGLI CHF100 REGD ES5962307 NV5F20000102: RBIF-ALLBRSTN INTLEQ	32,195.0000 37,071.7946	27,563.27 29,333.55	32,195.00 37,071.79	0.03	4,631.73 7,738.24
15.000 GIVAUDAN AG CHF10 ES5980614 NV5F20000102: RBIF-ALLBRSTN INTLEQ	962.0000 1,107.7207	15,424.63 16,041.43	14,430.00 16,615.81	0.02	-994.63 574.38
232.000 ZURICH FINANCIAL SERVICES AG ES5983816 CHF0.1 NV5F20000102: RBIF-ALLBRSTN INTLEQ	243.0000 279.8089	58,364.21 61,289.13	56,376.00 64,915.65	0.06	-1,988.21 3,626.52



 BNY MELLON

Asset Detail - By Asset type

Report ID : IACS0005

Base Currency : USD

TOTAL RBIF RET SYS - NV5G00000000

4/30/2011

Status : FINAL

Shares/Par Security ID Description Link Ref	Price Local/Base	Cost Local/Base	Market Value Local/Base	Percent Of Total	Net Unrealized Gain/Loss Local/Base
3,697.000 NOVARTIS AG CHF0.50 (REGD) ES7103066 NV5F20000102: RBIF-ALLBRSTN INTLEQ	51.3500 59.1283	199,263.86 210,563.05	189,840.95 218,597.44	0.20	-9,422.91 8,034.39
3,485.000 ABB LTD CHF1.03 (REGD) ES7108891 NV5F20000102: RBIF-ALLBRSTN INTLEQ	23.8800 27.4973	73,827.95 77,526.24	83,221.80 95,827.97	0.09	9,393.85 18,301.73
1,231.000 ROCHE HLDG AG GENUSSSCHEINE NPV ES7110384 NV5F20000102: RBIF-ALLBRSTN INTLEQ	140.3000 161.5522	173,412.51 183,343.96	172,709.30 198,870.75	0.18	-703.21 15,526.79
335.000 ADECCO SA CHF1 (REGD) ES7110723 NV5F20000102: RBIF-ALLBRSTN INTLEQ	61.7500 71.1037	20,900.02 21,908.59	20,686.25 23,819.74	0.02	-213.77 1,911.15
288.000 HOLCIM CHF2 (REGD) ES7110756 NV5F20000102: RBIF-ALLBRSTN INTLEQ	75.3000 86.7062	20,007.60 20,807.65	21,686.40 24,971.39	0.02	1,678.80 4,163.74
5,922.000 NESTLE SA CHF0.1 (REGD) ES7123874 NV5F20000102: RBIF-ALLBRSTN INTLEQ	53.7000 61.8343	325,148.82 341,572.93	318,011.40 366,182.74	0.33	-7,137.42 24,609.81
153.000 BALOISE HOLDING AG ES7124591 CHF0.1 NV5F20000102: RBIF-ALLBRSTN INTLEQ	95.6500 110.1388	14,860.76 15,815.21	14,634.45 16,851.23	0.02	-226.31 1,036.02
201.000 SONOVA HLDG CHF0.05 ES7156031 NV5F20000102: RBIF-ALLBRSTN INTLEQ	87.3500 100.5815	24,233.77 25,550.48	17,557.35 20,216.88	0.02	-6,676.42 -5,333.60
1,791.000 CREDIT SUISSE GROUP AG CHF0.04 ES7171584 REGD NV5F20000102: RBIF-ALLBRSTN INTLEQ	39.3100 45.2646	71,340.42 74,917.38	70,404.21 81,068.81	0.07	-936.21 6,151.43
45.000 SWATCH GROUP CHF2.25 (BR) ES7184728 NV5F20000102: RBIF-ALLBRSTN INTLEQ	425.5000 489.9534	19,175.75 19,942.54	19,147.50 22,047.90	0.02	-28.25 2,105.36

Asset Detail - By Asset type

Report ID : IACS0005

BNY MELLON


Base Currency : USD

TOTAL RBIF RET SYS - NV5G00000000

4/30/2011

Status : FINAL

Shares/Par Security ID Description Link Ref	Price Local/Base	Cost Local/Base	Market Value Local/Base	Percent Of Total	Net Unrealized Gain/Loss Local/Base
331.000 SWATCH GROUP CHF0.45 (REGD) ES7184736 NV5F20000102: RBIF-ALLBRSTN INTLEQ	76.7500 88.3758	24,305.89 25,932.15	25,404.25 29,252.40	0.03	1,098.36 3,320.25
413.000 SWISS REINSURANCE LTD CHF0.1 ES7189818 (REGD) NV5F20000102: RBIF-ALLBRSTN INTLEQ	51.5500 59.3586	20,697.51 21,525.15	21,290.15 24,515.11	0.02	592.64 2,989.96
TOTAL SWISS FRANC EQUITY		1,474,577.32 1,552,481.70	1,471,332.18 1,694,204.82	1.53	-3,245.14 141,723.12
U.S. DOLLAR					
12,435.000 HUTCHISON PORT HOLDINGS TRUST FMB56ZM71 NV5F20000102: RBIF-ALLBRSTN INTLEQ	0.9200 0.9200	11,448.21 11,448.21	11,440.20 11,440.20	0.01	-8.01 -8.01
1,857.000 COVIDIEN PLC G2554F113 NV5F10000202: RBIF-ALLBRN DOMEQIDX	55.6900 55.6900	98,713.30 98,713.30	103,416.33 103,416.33	0.09	4,703.03 4,703.03
1,243.000 INGERSOLL-RAND PUBLIC LIMITED G47791101 COMPANY NV5F10000202: RBIF-ALLBRN DOMEQIDX	50.5000 50.5000	53,800.57 53,800.57	62,771.50 62,771.50	0.06	8,970.93 8,970.93
1,697.000 INVESCO LTD SHS G491BT108 NV5F10000202: RBIF-ALLBRN DOMEQIDX	24.8700 24.8700	36,480.76 36,480.76	42,204.39 42,204.39	0.04	5,723.63 5,723.63
1,011.000 NABORS INDUSTRIES LTD SHS G6359F103 NV5F10000202: RBIF-ALLBRN DOMEQIDX	30.6400 30.6400	21,689.60 21,689.60	30,977.04 30,977.04	0.03	9,287.44 9,287.44
1,089.000 XL GROUP PLC G98290102 NV5F10000202: RBIF-ALLBRN DOMEQIDX	24.4200 24.4200	20,787.18 20,787.18	26,593.38 26,593.38	0.02	5,806.20 5,806.20
1,291.000 ACE LIMITED SHS H0023R105 NV5F10000202: RBIF-ALLBRN DOMEQIDX	67.2500 67.2500	74,478.89 74,478.89	86,819.75 86,819.75	0.08	12,340.86 12,340.86

 BNY MELLON TOTAL RBIF RET SYS - NV5G00000000	Asset Detail - By Asset type			Report ID : IACS0005	
	4/30/2011			Base Currency : USD	
				Status : FINAL	

Shares/Par Security ID Description Link Ref	Price Local/Base	Cost Local/Base	Market Value Local/Base	Percent Of Total	Net Unrealized Gain/Loss Local/Base
905.000 NOBLE CORPORATION BAAR H5833N103 NAMEN-AKT CHF3.80 NV5F10000202: RBIF-ALLBRN DOMEQIDX	43.0100	35,052.94	38,924.05	0.04	3,871.11
1,753.000 TYCO INTERNATIONAL LTD SHS H89128104 NV5F10000202: RBIF-ALLBRN DOMEQIDX	48.7400	69,584.47	85,441.22	0.08	15,856.75
1,761.000 AFLAC INC 001055102 NV5F10000202: RBIF-ALLBRN DOMEQIDX	56.1900	90,943.61	98,950.59	0.09	8,006.98
2,426.000 AES CORP/THE 00130H105 NV5F10000202: RBIF-ALLBRN DOMEQIDX	13.2400	28,997.81	32,120.24	0.03	3,122.43
373.000 AK STEEL HOLDING CORP 001547108 NV5F10000202: RBIF-ALLBRN DOMEQIDX	16.2500	8,641.99	6,061.25	0.01	-2,580.74
21,908.000 AT&T INC 00206R102 NV5F10000202: RBIF-ALLBRN DOMEQIDX	31.1200	619,197.12	681,776.96	0.62	62,579.84
5,800.000 ABBOTT LABORATORIES 002824100 NV5F10000202: RBIF-ALLBRN DOMEQIDX	52.0400	290,142.24	301,832.00	0.27	11,689.76
335.000 ABERCROMBIE & FITCH CO 002896207 NV5F10000202: RBIF-ALLBRN DOMEQIDX	70.8000	15,817.19	23,718.00	0.02	7,900.81
1,861.000 ADOBE SYSTEMS INC 00724F101 NV5F10000202: RBIF-ALLBRN DOMEQIDX	33.5500	56,847.93	62,436.55	0.06	5,588.62
2,132.000 ADVANCED MICRO DEVICES INC 007903107 NV5F10000202: RBIF-ALLBRN DOMEQIDX	9.1000	15,163.25	19,401.20	0.02	4,237.95

Asset Detail - By Asset type

BNY MELLON


TOTAL RBIF RET SYS - NV5G00000000

4/30/2011

Base Currency : USD

Status : FINAL

Shares/Par Security ID Description Link Ref	Price Local/Base	Cost Local/Base	Market Value Local/Base	Percent Of Total	Net Unrealized Gain/Loss Local/Base
1,456.000 AETNA INC 00817Y108 NV5F10000202: RBIF-ALLBRN DOMEQIDX	41.3800 41.3800	48,436.48 48,436.48	60,249.28 60,249.28	0.05	11,812.80 11,812.80
1,234.000 AGILENT TECHNOLOGIES INC 00846U101 NV5F10000202: RBIF-ALLBRN DOMEQIDX	49.9100 49.9100	40,030.72 40,030.72	61,588.94 61,588.94	0.06	21,558.22 21,558.22
780.000 AIR PRODUCTS & CHEMICALS INC 009158106 NV5F10000202: RBIF-ALLBRN DOMEQIDX	95.5200 95.5200	62,945.22 62,945.22	74,505.60 74,505.60	0.07	11,560.38 11,560.38
262.000 AIRGAS INC 009363102 NV5F10000202: RBIF-ALLBRN DOMEQIDX	69.4500 69.4500	15,359.72 15,359.72	18,195.90 18,195.90	0.02	2,836.18 2,836.18
672.000 AKAMAI TECHNOLOGIES INC 00971T101 NV5F10000202: RBIF-ALLBRN DOMEQIDX	34.4400 34.4400	26,413.17 26,413.17	23,143.68 23,143.68	0.02	-3,269.49 -3,269.49
3,863.000 ALCOA INC 013817101 NV5F10000202: RBIF-ALLBRN DOMEQIDX	17.0000 17.0000	57,955.23 57,955.23	65,671.00 65,671.00	0.06	7,715.77 7,715.77
331.000 ALLEGHENY TECHNOLOGIES INC 01741R102 NV5F10000202: RBIF-ALLBRN DOMEQIDX	72.0000 72.0000	16,509.80 16,509.80	23,832.00 23,832.00	0.02	7,322.20 7,322.20
1,104.000 ALLERGAN INC/UNITED STATES 018490102 NV5F10000202: RBIF-ALLBRN DOMEQIDX	79.5600 79.5600	69,419.15 69,419.15	87,834.24 87,834.24	0.08	18,415.09 18,415.09
1,981.000 ALLSTATE CORP/THE 020002101 NV5F10000202: RBIF-ALLBRN DOMEQIDX	33.8400 33.8400	64,490.17 64,490.17	67,037.04 67,037.04	0.06	2,546.87 2,546.87
1,209.000 ALTERA CORP 021441100 NV5F10000202: RBIF-ALLBRN DOMEQIDX	48.7000 48.7000	37,016.10 37,016.10	58,878.30 58,878.30	0.05	21,862.20 21,862.20

 BNY MELLON TOTAL RBIF RET SYS - NV5G00000000	Asset Detail - By Asset type			Report ID : IACS0005	
	4/30/2011			Base Currency : USD	
				Status : FINAL	

Shares/Par Security ID Description Link Ref	Price Local/Base	Cost Local/Base	Market Value Local/Base	Percent Of Total	Net Unrealized Gain/Loss Local/Base
7,735.000 ALTRIA GROUP INC 02209S103 NV5F10000202: RBIF-ALLBRN DOMEQIDX	26.8400	174,257.45	207,607.40	0.19	33,349.95
1,380.000 AMAZON.COM INC 023135106 NV5F10000202: RBIF-ALLBRN DOMEQIDX	196.5000	185,347.97	271,170.00	0.25	85,822.03
811.000 AMEREN CORP 023608102 NV5F10000202: RBIF-ALLBRN DOMEQIDX	29.3100	23,783.10	23,770.41	0.02	-12.69
1,774.000 AMERICAN ELECTRIC POWER CO INC 025537101 NV5F10000202: RBIF-ALLBRN DOMEQIDX	36.4800	63,344.11	64,715.52	0.06	1,371.41
3,903.000 AMERICAN EXPRESS CO 025816109 NV5F10000202: RBIF-ALLBRN DOMEQIDX	49.0800	162,302.89	191,559.24	0.17	29,256.35
516.000 AMERICAN INTERNATIONAL GROUP I 026874784 NV5F10000202: RBIF-ALLBRN DOMEQIDX	31.1500	72,612.06	16,073.40	0.01	-56,538.66
1,502.000 AMERICAN TOWER CORP 029912201 NV5F10000202: RBIF-ALLBRN DOMEQIDX	52.3100	69,536.09	78,569.62	0.07	9,033.53
1,046.000 AMERISOURCEBERGEN CORP 03073E105 NV5F10000202: RBIF-ALLBRN DOMEQIDX	40.6400	31,785.14	42,509.44	0.04	10,724.30
953.000 AMERIPRISE FINANCIAL INC 03076C106 NV5F10000202: RBIF-ALLBRN DOMEQIDX	62.0600	44,536.45	59,143.18	0.05	14,606.73
3,519.000 AMGEN INC 031162100 NV5F10000202: RBIF-ALLBRN DOMEQIDX	56.8500	189,201.61	200,055.15	0.18	10,853.54

Asset Detail - By Asset type

BNY MELLON


TOTAL RBIF RET SYS - NV5G00000000

4/30/2011

Base Currency : USD

Status : FINAL

Shares/Par Security ID Description Link Ref	Price Local/Base	Cost Local/Base	Market Value Local/Base	Percent Of Total	Net Unrealized Gain/Loss Local/Base
647.000 AMPHENOL CORP 032095101 NV5F10000202: RBIF-ALLBRN DOMEQIDX	55.9100 55.9100	29,648.83 29,648.83	36,173.77 36,173.77	0.03	6,524.94 6,524.94
1,847.000 ANADARKO PETROLEUM CORP 032511107 NV5F10000202: RBIF-ALLBRN DOMEQIDX	78.9400 78.9400	106,955.53 106,955.53	145,802.18 145,802.18	0.13	38,846.65 38,846.65
1,055.000 ANALOG DEVICES INC 032654105 NV5F10000202: RBIF-ALLBRN DOMEQIDX	40.3100 40.3100	33,219.64 33,219.64	42,527.05 42,527.05	0.04	9,307.41 9,307.41
1,278.000 AON CORP 037389103 NV5F10000202: RBIF-ALLBRN DOMEQIDX	52.1700 52.1700	54,554.76 54,554.76	66,673.26 66,673.26	0.06	12,118.50 12,118.50
1,458.000 APACHE CORP 037411105 NV5F10000202: RBIF-ALLBRN DOMEQIDX	133.3700 133.3700	150,989.87 150,989.87	194,453.46 194,453.46	0.18	43,463.59 43,463.59
371.000 APARTMENT INVESTMENT & MANAGEM 03748R101 NV5F10000202: RBIF-ALLBRN DOMEQIDX	26.9600 26.9600	8,489.64 8,489.64	10,002.16 10,002.16	0.01	1,512.52 1,512.52
421.000 APOLLO GROUP INC 037604105 NV5F10000202: RBIF-ALLBRN DOMEQIDX	40.0300 40.0300	20,623.06 20,623.06	16,852.63 16,852.63	0.02	-3,770.43 -3,770.43
3,419.000 APPLE INC 037833100 NV5F10000202: RBIF-ALLBRN DOMEQIDX	348.2300 348.2300	881,828.90 881,828.90	1,190,598.37 1,190,598.37	1.08	308,769.47 308,769.47
4,844.000 APPLIED MATERIALS INC 038222105 NV5F10000202: RBIF-ALLBRN DOMEQIDX	15.6900 15.6900	65,327.64 65,327.64	76,002.36 76,002.36	0.07	10,674.72 10,674.72
2,359.000 ARCHER-DANIELS-MIDLAND CO 039483102 NV5F10000202: RBIF-ALLBRN DOMEQIDX	37.0200 37.0200	73,309.73 73,309.73	87,330.18 87,330.18	0.08	14,020.45 14,020.45

 BNY MELLON TOTAL RBIF RET SYS - NV5G00000000	Asset Detail - By Asset type			Report ID : IACS0005	
	4/30/2011			Base Currency : USD	
				Status : FINAL	

Shares/Par Security ID Description Link Ref	Price Local/Base	Cost Local/Base	Market Value Local/Base	Percent Of Total	Net Unrealized Gain/Loss Local/Base
367.000 ASSURANT INC 04621X108 NV5F10000202: RBIF-ALLBRN DOMEQIDX	39.7000 39.7000	14,539.26 14,539.26	14,569.90 14,569.90	0.01	30.64 30.64
816.000 AUTODESK INC 052769106 NV5F10000202: RBIF-ALLBRN DOMEQIDX	44.9800 44.9800	26,779.18 26,779.18	36,703.68 36,703.68	0.03	9,924.50 9,924.50
1,880.000 AUTOMATIC DATA PROCESSING INC 053015103 NV5F10000202: RBIF-ALLBRN DOMEQIDX	54.3500 54.3500	81,506.34 81,506.34	102,178.00 102,178.00	0.09	20,671.66 20,671.66
199.000 AUTONATION INC 05329W102 NV5F10000202: RBIF-ALLBRN DOMEQIDX	33.9100 33.9100	4,194.02 4,194.02	6,748.09 6,748.09	0.01	2,554.07 2,554.07
94.000 AUTOZONE INC 053332102 NV5F10000202: RBIF-ALLBRN DOMEQIDX	282.3800 282.3800	20,633.73 20,633.73	26,543.72 26,543.72	0.02	5,909.99 5,909.99
312.000 AVALONBAY COMMUNITIES INC 053484101 NV5F10000202: RBIF-ALLBRN DOMEQIDX	126.6100 126.6100	31,803.56 31,803.56	39,502.32 39,502.32	0.04	7,698.76 7,698.76
349.000 AVERY DENNISON CORP 053611109 NV5F10000202: RBIF-ALLBRN DOMEQIDX	41.7400 41.7400	13,240.02 13,240.02	14,567.26 14,567.26	0.01	1,327.24 1,327.24
1,608.000 AVON PRODUCTS INC 054303102 NV5F10000202: RBIF-ALLBRN DOMEQIDX	29.3800 29.3800	49,258.11 49,258.11	47,243.04 47,243.04	0.04	-2,015.07 -2,015.07
2,546.000 BB&T CORP 054937107 NV5F10000202: RBIF-ALLBRN DOMEQIDX	26.9200 26.9200	66,308.83 66,308.83	68,538.32 68,538.32	0.06	2,229.49 2,229.49
709.000 BMC SOFTWARE INC 055921100 NV5F10000202: RBIF-ALLBRN DOMEQIDX	50.2300 50.2300	28,281.49 28,281.49	35,613.07 35,613.07	0.03	7,331.58 7,331.58

Asset Detail - By Asset type

Report ID : IACS0005

BNY MELLON


Base Currency : USD

TOTAL RBIF RET SYS - NV5G0000000

4/30/2011

Status : FINAL

Shares/Par Security ID Description Link Ref	Price Local/Base	Cost Local/Base	Market Value Local/Base	Percent Of Total	Net Unrealized Gain/Loss Local/Base
1,629.000 BAKER HUGHES INC 057224107 NV5F10000202: RBIF-ALLBRN DOMEQIDX	77.4100 77.4100	89,121.21 89,121.21	126,100.89 126,100.89	0.11	36,979.68 36,979.68
576.000 BALL CORP 058498106 NV5F10000202: RBIF-ALLBRN DOMEQIDX	37.3100 37.3100	16,137.09 16,137.09	21,490.56 21,490.56	0.02	5,353.47 5,353.47
37,569.000 BANK OF AMERICA CORP 060505104 NV5F10000202: RBIF-ALLBRN DOMEQIDX	12.2800 12.2800	580,767.22 580,767.22	461,347.32 461,347.32	0.42	-119,419.90 -119,419.90
4,596.000 BANK OF NEW YORK MELLON CORP/T 064058100 NV5F10000202: RBIF-ALLBRN DOMEQIDX	28.9600 28.9600	133,676.69 133,676.69	133,100.16 133,100.16	0.12	-576.53 -576.53
325.000 CR BARD INC 067383109 NV5F10000202: RBIF-ALLBRN DOMEQIDX	106.7500 106.7500	27,531.10 27,531.10	34,693.75 34,693.75	0.03	7,162.65 7,162.65
2,143.000 BAXTER INTERNATIONAL INC 071813109 NV5F10000202: RBIF-ALLBRN DOMEQIDX	56.9000 56.9000	107,767.12 107,767.12	121,936.70 121,936.70	0.11	14,169.58 14,169.58
881.000 BECTON DICKINSON AND CO 075887109 NV5F10000202: RBIF-ALLBRN DOMEQIDX	85.9400 85.9400	67,172.73 67,172.73	75,713.14 75,713.14	0.07	8,540.41 8,540.41
923.000 BED BATH & BEYOND INC 075896100 NV5F10000202: RBIF-ALLBRN DOMEQIDX	56.1200 56.1200	35,755.51 35,755.51	51,798.76 51,798.76	0.05	16,043.25 16,043.25
344.000 BEMIS CO INC 081437105 NV5F10000202: RBIF-ALLBRN DOMEQIDX	31.3400 31.3400	10,169.31 10,169.31	10,780.96 10,780.96	0.01	611.65 611.65
6,449.000 BERKSHIRE HATHAWAY INC 084670702 NV5F10000202: RBIF-ALLBRN DOMEQIDX	83.3000 83.3000	514,598.74 514,598.74	537,201.70 537,201.70	0.49	22,602.96 22,602.96

 BNY MELLON TOTAL RBIF RET SYS - NV5G00000000	Asset Detail - By Asset type			Report ID : IACS0005	
	4/30/2011			Base Currency : USD	
				Status : FINAL	

Shares/Par Security ID Description Link Ref	Price Local/Base	Cost Local/Base	Market Value Local/Base	Percent Of Total	Net Unrealized Gain/Loss Local/Base
1,146.000 BEST BUY CO INC 086516101 NV5F10000202: RBIF-ALLBRN DOMEQIDX	31.2200 31.2200	41,529.08 41,529.08	35,778.12 35,778.12	0.03	-5,750.96 -5,750.96
257.000 BIG LOTS INC 089302103 NV5F10000202: RBIF-ALLBRN DOMEQIDX	41.1100 41.1100	8,363.01 8,363.01	10,565.27 10,565.27	0.01	2,202.26 2,202.26
965.000 BIOGEN IDEC INC 09062X103 NV5F10000202: RBIF-ALLBRN DOMEQIDX	97.3500 97.3500	60,981.84 60,981.84	93,942.75 93,942.75	0.08	32,960.91 32,960.91
440.000 BLACKROCK INC 09247X101 NV5F10000202: RBIF-ALLBRN DOMEQIDX	195.9400 195.9400	87,676.63 87,676.63	86,213.60 86,213.60	0.08	-1,463.03 -1,463.03
1,042.000 H&R BLOCK INC 093671105 NV5F10000202: RBIF-ALLBRN DOMEQIDX	17.2900 17.2900	16,272.41 16,272.41	18,016.18 18,016.18	0.02	1,743.77 1,743.77
2,739.000 BOEING CO/THE 097023105 NV5F10000202: RBIF-ALLBRN DOMEQIDX	79.7800 79.7800	181,512.71 181,512.71	218,517.42 218,517.42	0.20	37,004.71 37,004.71
524.000 BOSTON PROPERTIES INC 101121101 NV5F10000202: RBIF-ALLBRN DOMEQIDX	104.5300 104.5300	43,061.91 43,061.91	54,773.72 54,773.72	0.05	11,711.81 11,711.81
5,571.000 BOSTON SCIENTIFIC CORP 101137107 NV5F10000202: RBIF-ALLBRN DOMEQIDX	7.4900 7.4900	41,181.37 41,181.37	41,726.79 41,726.79	0.04	545.42 545.42
6,312.000 BRISTOL-MYERS SQUIBB CO 110122108 NV5F10000202: RBIF-ALLBRN DOMEQIDX	28.1000 28.1000	156,323.17 156,323.17	177,367.20 177,367.20	0.16	21,044.03 21,044.03
1,756.000 BROADCOM CORP 111320107 NV5F10000202: RBIF-ALLBRN DOMEQIDX	35.1800 35.1800	61,248.82 61,248.82	61,776.08 61,776.08	0.06	527.26 527.26


Asset Detail - By Asset type

BNY MELLON

TOTAL RBIF RET SYS - NV5G00000000

4/30/2011

Shares/Par Security ID Description Link Ref	Price Local/Base	Cost Local/Base	Market Value Local/Base	Percent Of Total	Net Unrealized Gain/Loss Local/Base
353.000 BROWN-FORMAN CORP 115637209 NV5F10000202: RBIF-ALLBRN DOMEQIDX	71.8600	21,427.65	25,366.58		3,938.93
	71.8600	21,427.65	25,366.58	0.02	3,938.93
2,449.000 CBS CORP 124857202 NV5F10000202: RBIF-ALLBRN DOMEQIDX	25.2200	40,647.42	61,763.78		21,116.36
	25.2200	40,647.42	61,763.78	0.06	21,116.36
1,021.000 CB RICHARD ELLIS GROUP INC 12497T101 NV5F10000202: RBIF-ALLBRN DOMEQIDX	26.7100	17,862.24	27,270.91		9,408.67
	26.7100	17,862.24	27,270.91	0.02	9,408.67
251.000 CF INDUSTRIES HOLDINGS INC 125269100 NV5F10000202: RBIF-ALLBRN DOMEQIDX	141.5500	24,498.76	35,529.05		11,030.29
	141.5500	24,498.76	35,529.05	0.03	11,030.29
615.000 CH ROBINSON WORLDWIDE INC 12541W209 NV5F10000202: RBIF-ALLBRN DOMEQIDX	80.1800	39,472.87	49,310.70		9,837.83
	80.1800	39,472.87	49,310.70	0.04	9,837.83
960.000 CIGNA CORP 125509109 NV5F10000202: RBIF-ALLBRN DOMEQIDX	46.8300	33,719.13	44,956.80		11,237.67
	46.8300	33,719.13	44,956.80	0.04	11,237.67
241.000 CME GROUP INC 12572Q105 NV5F10000202: RBIF-ALLBRN DOMEQIDX	295.7700	75,495.54	71,280.57		-4,214.97
	295.7700	75,495.54	71,280.57	0.06	-4,214.97
857.000 CMS ENERGY CORP 125896100 NV5F10000202: RBIF-ALLBRN DOMEQIDX	19.8000	14,249.06	16,968.60		2,719.54
	19.8000	14,249.06	16,968.60	0.02	2,719.54
1,417.000 CSX CORP 126408103 NV5F10000202: RBIF-ALLBRN DOMEQIDX	78.6900	81,860.05	111,503.73		29,643.68
	78.6900	81,860.05	111,503.73	0.10	29,643.68
5,064.000 CVS CAREMARK CORP 126650100 NV5F10000202: RBIF-ALLBRN DOMEQIDX	36.2400	163,942.00	183,519.36		19,577.36
	36.2400	163,942.00	183,519.36	0.17	19,577.36

 BNY MELLON TOTAL RBIF RET SYS - NV5G00000000	Asset Detail - By Asset type			Report ID : IACS0005	
	4/30/2011			Base Currency : USD	
				Status : FINAL	

Shares/Par Security ID Description Link Ref	Price Local/Base	Cost Local/Base	Market Value Local/Base	Percent Of Total	Net Unrealized Gain/Loss Local/Base
1,327.000 CA INC 12673P105 NV5F10000202: RBIF-ALLBRN DOMEQIDX	24.5900 24.5900	28,073.71 28,073.71	32,630.93 32,630.93	0.03	4,557.22 4,557.22
810.000 CABLEVISION SYSTEMS CORP 12686C109 NV5F10000202: RBIF-ALLBRN DOMEQIDX	35.2300 35.2300	28,051.59 28,051.59	28,536.30 28,536.30	0.03	484.71 484.71
393.000 CABOT OIL & GAS CORP 127097103 NV5F10000202: RBIF-ALLBRN DOMEQIDX	56.2800 56.2800	15,178.26 15,178.26	22,118.04 22,118.04	0.02	6,939.78 6,939.78
872.000 CAMERON INTERNATIONAL CORP 13342B105 NV5F10000202: RBIF-ALLBRN DOMEQIDX	52.7200 52.7200	37,696.09 37,696.09	45,971.84 45,971.84	0.04	8,275.75 8,275.75
629.000 CAMPBELL SOUP CO 134429109 NV5F10000202: RBIF-ALLBRN DOMEQIDX	33.5900 33.5900	21,694.35 21,694.35	21,128.11 21,128.11	0.02	-566.24 -566.24
1,715.000 CAPITAL ONE FINANCIAL CORP 14040H105 NV5F10000202: RBIF-ALLBRN DOMEQIDX	54.7300 54.7300	71,088.93 71,088.93	93,861.95 93,861.95	0.08	22,773.02 22,773.02
1,299.000 CARDINAL HEALTH INC 14149Y108 NV5F10000202: RBIF-ALLBRN DOMEQIDX	43.6900 43.6900	46,282.13 46,282.13	56,753.31 56,753.31	0.05	10,471.18 10,471.18
749.000 CAREFUSION CORP 14170T101 NV5F10000202: RBIF-ALLBRN DOMEQIDX	29.3700 29.3700	18,331.96 18,331.96	21,998.13 21,998.13	0.02	3,666.17 3,666.17
768.000 CARMAX INC 143130102 NV5F10000202: RBIF-ALLBRN DOMEQIDX	34.7000 34.7000	19,402.97 19,402.97	26,649.60 26,649.60	0.02	7,246.63 7,246.63
1,600.000 CARNIVAL CORP 143658300 NV5F10000202: RBIF-ALLBRN DOMEQIDX	38.0700 38.0700	58,835.63 58,835.63	60,912.00 60,912.00	0.06	2,076.37 2,076.37

Asset Detail - By Asset type

BNY MELLON


TOTAL RBIF RET SYS - NV5G00000000

4/30/2011

Base Currency : USD

Status : FINAL

Shares/Par Security ID Description Link Ref	Price Local/Base	Cost Local/Base	Market Value Local/Base	Percent Of Total	Net Unrealized Gain/Loss Local/Base
2,361.000 CATERPILLAR INC 149123101 NV5F10000202: RBIF-ALLBRN DOMEQIDX	115.4100	180,428.16	272,483.01		92,054.85
	115.4100	180,428.16	272,483.01	0.25	92,054.85
1,754.000 CELGENE CORP 151020104 NV5F10000202: RBIF-ALLBRN DOMEQIDX	58.8800	98,794.08	103,275.52		4,481.44
	58.8800	98,794.08	103,275.52	0.09	4,481.44
1,488.000 CENTERPOINT ENERGY INC 15189T107 NV5F10000202: RBIF-ALLBRN DOMEQIDX	18.6000	21,987.87	27,676.80		5,688.93
	18.6000	21,987.87	27,676.80	0.03	5,688.93
2,197.000 CENTURYLINK INC 156700106 NV5F10000202: RBIF-ALLBRN DOMEQIDX	40.7800	81,081.62	89,593.66		8,512.04
	40.7800	81,081.62	89,593.66	0.08	8,512.04
295.000 CEPHALON INC 156708109 NV5F10000202: RBIF-ALLBRN DOMEQIDX	76.8000	18,972.18	22,656.00		3,683.82
	76.8000	18,972.18	22,656.00	0.02	3,683.82
287.000 CERNER CORP 156782104 NV5F10000202: RBIF-ALLBRN DOMEQIDX	120.1800	25,663.85	34,491.66		8,827.81
	120.1800	25,663.85	34,491.66	0.03	8,827.81
2,414.000 CHESAPEAKE ENERGY CORP 165167107 NV5F10000202: RBIF-ALLBRN DOMEQIDX	33.6700	63,671.09	81,279.38		17,608.29
	33.6700	63,671.09	81,279.38	0.07	17,608.29
7,453.000 CHEVRON CORP 166764100 NV5F10000202: RBIF-ALLBRN DOMEQIDX	109.4400	617,868.46	815,656.32		197,787.86
	109.4400	617,868.46	815,656.32	0.74	197,787.86
111.000 CHIPOTLE MEXICAN GRILL INC 169656105 NV5F10000202: RBIF-ALLBRN DOMEQIDX	266.7900	29,192.72	29,613.69		420.97
	266.7900	29,192.72	29,613.69	0.03	420.97
1,138.000 CHUBB CORP 171232101 NV5F10000202: RBIF-ALLBRN DOMEQIDX	65.1900	61,295.39	74,186.22		12,890.83
	65.1900	61,295.39	74,186.22	0.07	12,890.83

 BNY MELLON TOTAL RBIF RET SYS - NV5G00000000	Asset Detail - By Asset type			Report ID : IACS0005	
	4/30/2011			Base Currency : USD	
				Status : FINAL	

Shares/Par Security ID Description Link Ref	Price Local/Base	Cost Local/Base	Market Value Local/Base	Percent Of Total	Net Unrealized Gain/Loss Local/Base
550.000 CINCINNATI FINANCIAL CORP 172062101 NV5F10000202: RBIF-ALLBRN DOMEQIDX	31.6800 31.6800	15,950.63 15,950.63	17,424.00 17,424.00	0.02	1,473.37 1,473.37
20,544.000 CISCO SYSTEMS INC 17275R102 NV5F10000202: RBIF-ALLBRN DOMEQIDX	17.5600 17.5600	433,733.26 433,733.26	360,752.64 360,752.64	0.33	-72,980.62 -72,980.62
416.000 CINTAS CORP 172908105 NV5F10000202: RBIF-ALLBRN DOMEQIDX	31.0500 31.0500	11,033.27 11,033.27	12,916.80 12,916.80	0.01	1,883.53 1,883.53
107,988.000 CITIGROUP INC 172967101 NV5F10000202: RBIF-ALLBRN DOMEQIDX	4.5900 4.5900	508,154.23 508,154.23	495,664.92 495,664.92	0.45	-12,489.31 -12,489.31
689.000 CITRIX SYSTEMS INC 177376100 NV5F10000202: RBIF-ALLBRN DOMEQIDX	84.3400 84.3400	37,215.89 37,215.89	58,110.26 58,110.26	0.05	20,894.37 20,894.37
480.000 CLIFFS NATURAL RESOURCES INC 18683K101 NV5F10000202: RBIF-ALLBRN DOMEQIDX	93.7200 93.7200	29,725.12 29,725.12	44,985.60 44,985.60	0.04	15,260.48 15,260.48
512.000 CLOROX CO 189054109 NV5F10000202: RBIF-ALLBRN DOMEQIDX	69.6600 69.6600	32,071.17 32,071.17	35,665.92 35,665.92	0.03	3,594.75 3,594.75
1,145.000 COACH INC 189754104 NV5F10000202: RBIF-ALLBRN DOMEQIDX	59.8100 59.8100	47,431.21 47,431.21	68,482.45 68,482.45	0.06	21,051.24 21,051.24
8,563.000 COCA-COLA CO/THE 191216100 NV5F10000202: RBIF-ALLBRN DOMEQIDX	67.4600 67.4600	493,644.31 493,644.31	577,659.98 577,659.98	0.52	84,015.67 84,015.67
1,225.000 COCA-COLA ENTERPRISES INC 19122T109 COM USD1.00 NV5F10000202: RBIF-ALLBRN DOMEQIDX	28.4100 28.4100	29,048.18 29,048.18	34,802.25 34,802.25	0.03	5,754.07 5,754.07

Asset Detail - By Asset type

Report ID : IACS0005

BNY MELLON

Base Currency : USD

TOTAL RBIF RET SYS - NV5G00000000

4/30/2011

Status : FINAL

Shares/Par Security ID Description Link Ref	Price Local/Base	Cost Local/Base	Market Value Local/Base	Percent Of Total	Net Unrealized Gain/Loss Local/Base
1,196.000 COGNIZANT TECHNOLOGY SOLUTIONS 192446102 NV5F10000202: RBIF-ALLBRN DOMEQIDX	82.9000 82.9000	68,540.43 68,540.43	99,148.40 99,148.40	0.09	30,607.97 30,607.97
1,846.000 COLGATE-PALMOLIVE CO 194162103 NV5F10000202: RBIF-ALLBRN DOMEQIDX	84.3500 84.3500	142,904.75 142,904.75	155,710.10 155,710.10	0.14	12,805.35 12,805.35
10,230.000 COMCAST CORP 20030N101 NV5F10000202: RBIF-ALLBRN DOMEQIDX	26.2400 26.2400	202,548.12 202,548.12	268,435.20 268,435.20	0.24	65,887.08 65,887.08
630.000 COMERICA INC 200340107 NV5F10000202: RBIF-ALLBRN DOMEQIDX	37.9300 37.9300	22,860.41 22,860.41	23,895.90 23,895.90	0.02	1,035.49 1,035.49
624.000 COMPUTER SCIENCES CORP 205363104 NV5F10000202: RBIF-ALLBRN DOMEQIDX	50.9800 50.9800	28,516.65 28,516.65	31,811.52 31,811.52	0.03	3,294.87 3,294.87
741.000 COMPUWARE CORP 205638109 NV5F10000202: RBIF-ALLBRN DOMEQIDX	11.3300 11.3300	6,482.59 6,482.59	8,395.53 8,395.53	0.01	1,912.94 1,912.94
1,435.000 CONAGRA FOODS INC 205887102 NV5F10000202: RBIF-ALLBRN DOMEQIDX	24.4500 24.4500	32,151.28 32,151.28	35,085.75 35,085.75	0.03	2,934.47 2,934.47
5,311.000 CONOCOPHILLIPS 20825C104 NV5F10000202: RBIF-ALLBRN DOMEQIDX	78.9300 78.9300	329,801.49 329,801.49	419,197.23 419,197.23	0.38	89,395.74 89,395.74
813.000 CONSOL ENERGY INC 20854P109 NV5F10000202: RBIF-ALLBRN DOMEQIDX	54.0900 54.0900	37,082.68 37,082.68	43,975.17 43,975.17	0.04	6,892.49 6,892.49
1,045.000 CONSOLIDATED EDISON INC 209115104 NV5F10000202: RBIF-ALLBRN DOMEQIDX	52.1200 52.1200	48,224.09 48,224.09	54,465.40 54,465.40	0.05	6,241.31 6,241.31

Asset Detail - By Asset type

Report ID : IACS0005

BNY MELLON

Base Currency : USD

TOTAL RBIF RET SYS - NV5G00000000

4/30/2011

Status : FINAL

Shares/Par Security ID Description Link Ref	Price Local/Base	Cost Local/Base	Market Value Local/Base	Percent Of Total	Net Unrealized Gain/Loss Local/Base
590.000 CONSTELLATION BRANDS INC 21036P108 NV5F10000202: RBIF-ALLBRN DOMEQIDX	22.3900 22.3900	10,796.16 10,796.16	13,210.10 13,210.10	0.01	2,413.94 2,413.94
679.000 CONSTELLATION ENERGY GROUP INC 210371100 NV5F10000202: RBIF-ALLBRN DOMEQIDX	36.4200 36.4200	26,140.03 26,140.03	24,729.18 24,729.18	0.02	-1,410.85 -1,410.85
5,753.000 CORNING INC 219350105 NV5F10000202: RBIF-ALLBRN DOMEQIDX	20.9400 20.9400	107,749.42 107,749.42	120,467.82 120,467.82	0.11	12,718.40 12,718.40
1,673.000 COSTCO WHOLESALE CORP 22160K105 NV5F10000202: RBIF-ALLBRN DOMEQIDX	80.9200 80.9200	106,010.12 106,010.12	135,379.16 135,379.16	0.12	29,369.04 29,369.04
493.000 COVENTRY HEALTH CARE INC 222862104 NV5F10000202: RBIF-ALLBRN DOMEQIDX	32.2700 32.2700	11,846.88 11,846.88	15,909.11 15,909.11	0.01	4,062.23 4,062.23
736.000 CUMMINS INC 231021106 NV5F10000202: RBIF-ALLBRN DOMEQIDX	120.1800 120.1800	58,668.94 58,668.94	88,452.48 88,452.48	0.08	29,783.54 29,783.54
986.000 DR HORTON INC 23331A109 NV5F10000202: RBIF-ALLBRN DOMEQIDX	12.4400 12.4400	10,990.08 10,990.08	12,265.84 12,265.84	0.01	1,275.76 1,275.76
674.000 DTE ENERGY CO 233331107 NV5F10000202: RBIF-ALLBRN DOMEQIDX	50.5300 50.5300	30,464.91 30,464.91	34,057.22 34,057.22	0.03	3,592.31 3,592.31
2,008.000 DANAHER CORP 235851102 NV5F10000202: RBIF-ALLBRN DOMEQIDX	55.2400 55.2400	82,949.79 82,949.79	110,921.92 110,921.92	0.10	27,972.13 27,972.13
510.000 DARDEN RESTAURANTS INC 237194105 NV5F10000202: RBIF-ALLBRN DOMEQIDX	46.9700 46.9700	21,013.40 21,013.40	23,954.70 23,954.70	0.02	2,941.30 2,941.30

Asset Detail - By Asset type

BNY MELLON


Base Currency : USD

TOTAL RBIF RET SYS - NV5G00000000

4/30/2011

Status : FINAL

Shares/Par Security ID Description Link Ref	Price Local/Base	Cost Local/Base	Market Value Local/Base	Percent Of Total	Net Unrealized Gain/Loss Local/Base
343.000 DAVITA INC 23918K108 NV5F10000202: RBIF-ALLBRN DOMEQIDX	88.0900	21,369.16	30,214.87		8,845.71
	88.0900	21,369.16	30,214.87	0.03	8,845.71
650.000 DEAN FOODS CO 242370104 NV5F10000202: RBIF-ALLBRN DOMEQIDX	11.1900	8,284.70	7,273.50		-1,011.20
	11.1900	8,284.70	7,273.50	0.01	-1,011.20
1,594.000 DEERE & CO 244199105 NV5F10000202: RBIF-ALLBRN DOMEQIDX	97.5000	115,361.67	155,415.00		40,053.33
	97.5000	115,361.67	155,415.00	0.14	40,053.33
6,154.000 DELL INC 24702R101 NV5F10000202: RBIF-ALLBRN DOMEQIDX	15.5100	89,817.80	95,448.54		5,630.74
	15.5100	89,817.80	95,448.54	0.09	5,630.74
1,481.000 DENBURY RESOURCES INC 247916208 NV5F10000202: RBIF-ALLBRN DOMEQIDX	22.5700	25,891.54	33,426.17		7,534.63
	22.5700	25,891.54	33,426.17	0.03	7,534.63
488.000 DENTSPLY INTERNATIONAL INC 249030107 NV5F10000202: RBIF-ALLBRN DOMEQIDX	37.5400	15,209.36	18,319.52		3,110.16
	37.5400	15,209.36	18,319.52	0.02	3,110.16
1,630.000 DEVON ENERGY CORP 25179M103 NV5F10000202: RBIF-ALLBRN DOMEQIDX	91.0000	119,812.00	148,330.00		28,518.00
	91.0000	119,812.00	148,330.00	0.13	28,518.00
210.000 DEVRY INC 251893103 NV5F10000202: RBIF-ALLBRN DOMEQIDX	52.9000	10,430.37	11,109.00		678.63
	52.9000	10,430.37	11,109.00	0.01	678.63
236.000 DIAMOND OFFSHORE DRILLING INC 25271C102 NV5F10000202: RBIF-ALLBRN DOMEQIDX	75.8700	15,446.36	17,905.32		2,458.96
	75.8700	15,446.36	17,905.32	0.02	2,458.96
7,023.000 WALT DISNEY CO/THE 254687106 NV5F10000202: RBIF-ALLBRN DOMEQIDX	43.1000	239,116.24	302,691.30		63,575.06
	43.1000	239,116.24	302,691.30	0.27	63,575.06

 BNY MELLON TOTAL RBIF RET SYS - NV5G00000000	Asset Detail - By Asset type			Report ID : IACS0005	
	4/30/2011			Base Currency : USD	
				Status : FINAL	

Shares/Par Security ID Description Link Ref	Price Local/Base	Cost Local/Base	Market Value Local/Base	Percent Of Total	Net Unrealized Gain/Loss Local/Base
1,068.000 DISCOVERY COMMUNICATIONS INC 25470F104 NV5F10000202: RBIF-ALLBRN DOMEQIDX	44.2600 44.2600	40,977.92 40,977.92	47,269.68 47,269.68	0.04	6,291.76 6,291.76
1,929.000 DISCOVER FINANCIAL SERVICES 254709108 NV5F10000202: RBIF-ALLBRN DOMEQIDX	24.8400 24.8400	31,594.34 31,594.34	47,916.36 47,916.36	0.04	16,322.02 16,322.02
2,932.000 DIRECTV 25490A101 NV5F10000202: RBIF-ALLBRN DOMEQIDX	48.5900 48.5900	107,842.79 107,842.79	142,465.88 142,465.88	0.13	34,623.09 34,623.09
2,161.000 DOMINION RESOURCES INC/VA 25746U109 NV5F10000202: RBIF-ALLBRN DOMEQIDX	46.4200 46.4200	91,003.52 91,003.52	100,313.62 100,313.62	0.09	9,310.10 9,310.10
690.000 RR DONNELLEY & SONS CO 257867101 NV5F10000202: RBIF-ALLBRN DOMEQIDX	18.8600 18.8600	12,824.14 12,824.14	13,013.40 13,013.40	0.01	189.26 189.26
749.000 DOVER CORP 260003108 NV5F10000202: RBIF-ALLBRN DOMEQIDX	68.0400 68.0400	38,352.02 38,352.02	50,961.96 50,961.96	0.05	12,609.94 12,609.94
4,335.000 DOW CHEMICAL CO/THE 260543103 NV5F10000202: RBIF-ALLBRN DOMEQIDX	40.9900 40.9900	128,373.83 128,373.83	177,691.65 177,691.65	0.16	49,317.82 49,317.82
860.000 DR PEPPER SNAPPLE GROUP INC 26138E109 NV5F10000202: RBIF-ALLBRN DOMEQIDX	39.2000 39.2000	28,996.87 28,996.87	33,712.00 33,712.00	0.03	4,715.13 4,715.13
3,462.000 EI DU PONT DE NEMOURS & CO 263534109 NV5F10000202: RBIF-ALLBRN DOMEQIDX	56.7900 56.7900	152,468.05 152,468.05	196,606.98 196,606.98	0.18	44,138.93 44,138.93
4,885.000 DUKE ENERGY CORP 26441C105 NV5F10000202: RBIF-ALLBRN DOMEQIDX	18.6500 18.6500	84,705.29 84,705.29	91,105.25 91,105.25	0.08	6,399.96 6,399.96

Asset Detail - By Asset type

BNY MELLON


TOTAL RBIF RET SYS - NV5G00000000

4/30/2011

Base Currency : USD

Status : FINAL

Shares/Par Security ID Description Link Ref	Price Local/Base	Cost Local/Base	Market Value Local/Base	Percent Of Total	Net Unrealized Gain/Loss Local/Base
161.000 DUN & BRADSTREET CORP 26483E100 NV5F10000202: RBIF-ALLBRN DOMEQIDX	82.1800	11,967.04	13,230.98		1,263.94
	82.1800	11,967.04	13,230.98	0.01	1,263.94
7,610.000 EMC CORP/MASSACHUSETTS 268648102 NV5F10000202: RBIF-ALLBRN DOMEQIDX	28.3400	152,614.89	215,667.40		63,052.51
	28.3400	152,614.89	215,667.40	0.20	63,052.51
1,066.000 EOG RESOURCES INC 26875P101 NV5F10000202: RBIF-ALLBRN DOMEQIDX	112.9100	104,727.43	120,362.06		15,634.63
	112.9100	104,727.43	120,362.06	0.11	15,634.63
540.000 EQT CORP 26884L109 NV5F10000202: RBIF-ALLBRN DOMEQIDX	52.6100	21,156.41	28,409.40		7,252.99
	52.6100	21,156.41	28,409.40	0.03	7,252.99
883.000 E*TRADE FINANCIAL CORP 269246401 NV5F10000202: RBIF-ALLBRN DOMEQIDX	16.2400	13,719.59	14,339.92		620.33
	16.2400	13,719.59	14,339.92	0.01	620.33
241.000 EASTMAN CHEMICAL CO 277432100 NV5F10000202: RBIF-ALLBRN DOMEQIDX	107.2500	16,142.46	25,847.25		9,704.79
	107.2500	16,142.46	25,847.25	0.02	9,704.79
1,220.000 EATON CORP 278058102 NV5F10000202: RBIF-ALLBRN DOMEQIDX	53.5300	49,665.37	65,306.60		15,641.23
	53.5300	49,665.37	65,306.60	0.06	15,641.23
4,253.000 EBAY INC 278642103 NV5F10000202: RBIF-ALLBRN DOMEQIDX	34.4000	106,744.68	146,303.20		39,558.52
	34.4000	106,744.68	146,303.20	0.13	39,558.52
832.000 ECOLAB INC 278865100 NV5F10000202: RBIF-ALLBRN DOMEQIDX	52.7600	39,748.67	43,896.32		4,147.65
	52.7600	39,748.67	43,896.32	0.04	4,147.65
1,152.000 EDISON INTERNATIONAL 281020107 NV5F10000202: RBIF-ALLBRN DOMEQIDX	39.2700	42,434.53	45,239.04		2,804.51
	39.2700	42,434.53	45,239.04	0.04	2,804.51

 BNY MELLON TOTAL RBIF RET SYS - NV5G00000000	Asset Detail - By Asset type			Report ID : IACS0005	
	4/30/2011			Base Currency : USD	
				Status : FINAL	

Shares/Par Security ID Description Link Ref	Price Local/Base	Cost Local/Base	Market Value Local/Base	Percent Of Total	Net Unrealized Gain/Loss Local/Base
409.000 EDWARDS LIFESCIENCES CORP 28176E108 NV5F10000202: RBIF-ALLBRN DOMEQIDX	86.3500 86.3500	35,586.07 35,586.07	35,317.15 35,317.15	0.03	-268.92 -268.92
2,783.000 EL PASO CORP 28336L109 NV5F10000202: RBIF-ALLBRN DOMEQIDX	19.4100 19.4100	39,662.95 39,662.95	54,018.03 54,018.03	0.05	14,355.08 14,355.08
1,176.000 ELECTRONIC ARTS INC 285512109 NV5F10000202: RBIF-ALLBRN DOMEQIDX	20.1800 20.1800	24,283.10 24,283.10	23,731.68 23,731.68	0.02	-551.42 -551.42
2,859.000 EMERSON ELECTRIC CO 291011104 NV5F10000202: RBIF-ALLBRN DOMEQIDX	60.7600 60.7600	145,670.82 145,670.82	173,712.84 173,712.84	0.16	28,042.02 28,042.02
655.000 ENTERGY CORP 29364G103 NV5F10000202: RBIF-ALLBRN DOMEQIDX	69.7200 69.7200	52,415.19 52,415.19	45,666.60 45,666.60	0.04	-6,748.59 -6,748.59
400.000 EQUIFAX INC 294429105 NV5F10000202: RBIF-ALLBRN DOMEQIDX	37.5300 37.5300	13,045.30 13,045.30	15,012.00 15,012.00	0.01	1,966.70 1,966.70
1,063.000 EQUITY RESIDENTIAL 29476L107 NV5F10000202: RBIF-ALLBRN DOMEQIDX	59.7200 59.7200	48,909.19 48,909.19	63,482.36 63,482.36	0.06	14,573.17 14,573.17
2,456.000 EXELON CORP 30161N101 NV5F10000202: RBIF-ALLBRN DOMEQIDX	42.1500 42.1500	116,914.80 116,914.80	103,520.40 103,520.40	0.09	-13,394.40 -13,394.40
675.000 EXPEDIA INC 30212P105 NV5F10000202: RBIF-ALLBRN DOMEQIDX	25.0300 25.0300	15,227.39 15,227.39	16,895.25 16,895.25	0.02	1,667.86 1,667.86
774.000 EXPEDITORS INTERNATIONAL OF WA 302130109 NV5F10000202: RBIF-ALLBRN DOMEQIDX	54.2700 54.2700	34,242.62 34,242.62	42,004.98 42,004.98	0.04	7,762.36 7,762.36

Asset Detail - By Asset type

Report ID : IACS0005

BNY MELLON


Base Currency : USD

TOTAL RBIF RET SYS - NV5G00000000

4/30/2011

Status : FINAL

Shares/Par Security ID Description Link Ref	Price Local/Base	Cost Local/Base	Market Value Local/Base	Percent Of Total	Net Unrealized Gain/Loss Local/Base
1,994.000 EXPRESS SCRIPTS INC 302182100 NV5F10000202: RBIF-ALLBRN DOMEQIDX	56.7400 56.7400	91,936.11 91,936.11	113,139.56 113,139.56	0.10	21,203.45 21,203.45
18,440.000 EXXON MOBIL CORP 30231G102 NV5F10000202: RBIF-ALLBRN DOMEQIDX	88.0000 88.0000	1,288,151.80 1,288,151.80	1,622,720.00 1,622,720.00	1.47	334,568.20 334,568.20
568.000 FLIR SYSTEMS INC 302445101 NV5F10000202: RBIF-ALLBRN DOMEQIDX	35.2200 35.2200	16,558.40 16,558.40	20,004.96 20,004.96	0.02	3,446.56 3,446.56
920.000 FMC TECHNOLOGIES INC 30249U101 NV5F10000202: RBIF-ALLBRN DOMEQIDX	46.4800 46.4800	30,855.98 30,855.98	42,761.60 42,761.60	0.04	11,905.62 11,905.62
240.000 FMC CORP 302491303 NV5F10000202: RBIF-ALLBRN DOMEQIDX	88.2800 88.2800	15,003.27 15,003.27	21,187.20 21,187.20	0.02	6,183.93 6,183.93
433.000 FAMILY DOLLAR STORES INC 307000109 NV5F10000202: RBIF-ALLBRN DOMEQIDX	54.2100 54.2100	16,941.12 16,941.12	23,472.93 23,472.93	0.02	6,531.81 6,531.81
603.000 FASTENAL CO 311900104 NV5F10000202: RBIF-ALLBRN DOMEQIDX	67.0900 67.0900	32,503.84 32,503.84	40,455.27 40,455.27	0.04	7,951.43 7,951.43
285.000 FEDERATED INVESTORS INC 314211103 NV5F10000202: RBIF-ALLBRN DOMEQIDX	25.7800 25.7800	7,226.63 7,226.63	7,347.30 7,347.30	0.01	120.67 120.67
1,211.000 FEDEX CORP 31428X106 NV5F10000202: RBIF-ALLBRN DOMEQIDX	95.6700 95.6700	101,138.19 101,138.19	115,856.37 115,856.37	0.10	14,718.18 14,718.18
280.000 F5 NETWORKS INC 315616102 NV5F10000202: RBIF-ALLBRN DOMEQIDX	101.3600 101.3600	36,944.42 36,944.42	28,380.80 28,380.80	0.03	-8,563.62 -8,563.62

 BNY MELLON TOTAL RBIF RET SYS - NV5G00000000	Asset Detail - By Asset type			Report ID : IACS0005	
	4/30/2011			Base Currency : USD	
				Status : FINAL	

Shares/Par Security ID Description Link Ref	Price Local/Base	Cost Local/Base	Market Value Local/Base	Percent Of Total	Net Unrealized Gain/Loss Local/Base
948.000 FIDELITY NATIONAL INFORMATION 31620M106 NV5F10000202: RBIF-ALLBRN DOMEQIDX	33.1000 33.1000	25,701.02 25,701.02	31,378.80 31,378.80	0.03	5,677.78 5,677.78
3,351.000 FIFTH THIRD BANCORP 316773100 NV5F10000202: RBIF-ALLBRN DOMEQIDX	13.2700 13.2700	44,360.59 44,360.59	44,467.77 44,467.77	0.04	107.18 107.18
933.000 FIRST HORIZON NATIONAL CORP 320517105 NV5F10000202: RBIF-ALLBRN DOMEQIDX	10.9500 10.9500	10,206.62 10,206.62	10,216.35 10,216.35	0.01	9.73 9.73
194.000 FIRST SOLAR INC 336433107 NV5F10000202: RBIF-ALLBRN DOMEQIDX	139.5700 139.5700	25,691.00 25,691.00	27,076.58 27,076.58	0.02	1,385.58 1,385.58
520.000 FISERV INC 337738108 NV5F10000202: RBIF-ALLBRN DOMEQIDX	61.3100 61.3100	26,838.80 26,838.80	31,881.20 31,881.20	0.03	5,042.40 5,042.40
1,552.000 FIRSTENERGY CORP 337932107 NV5F10000202: RBIF-ALLBRN DOMEQIDX	39.9600 39.9600	66,681.93 66,681.93	62,017.92 62,017.92	0.06	-4,664.01 -4,664.01
624.000 FLUOR CORP 343412102 NV5F10000202: RBIF-ALLBRN DOMEQIDX	69.9400 69.9400	34,734.22 34,734.22	43,642.56 43,642.56	0.04	8,908.34 8,908.34
208.000 FLOWSERVE CORP 34354P105 NV5F10000202: RBIF-ALLBRN DOMEQIDX	126.6200 126.6200	20,793.63 20,793.63	26,336.96 26,336.96	0.02	5,543.33 5,543.33
13,998.000 FORD MOTOR CO 345370860 NV5F10000202: RBIF-ALLBRN DOMEQIDX	15.4700 15.4700	171,028.90 171,028.90	216,549.06 216,549.06	0.20	45,520.16 45,520.16
1,012.000 FOREST LABORATORIES INC 345838106 NV5F10000202: RBIF-ALLBRN DOMEQIDX	33.1600 33.1600	30,637.79 30,637.79	33,557.92 33,557.92	0.03	2,920.13 2,920.13

Asset Detail - By Asset type

BNY MELLON


TOTAL RBIF RET SYS - NV5G00000000

4/30/2011

Base Currency : USD

Status : FINAL

Shares/Par Security ID Description Link Ref	Price Local/Base	Cost Local/Base	Market Value Local/Base	Percent Of Total	Net Unrealized Gain/Loss Local/Base
568.000 FORTUNE BRANDS INC 349631101 NV5F10000202: RBIF-ALLBRN DOMEQIDX	65.0800	29,555.24	36,965.44		7,410.20
	65.0800	29,555.24	36,965.44	0.03	7,410.20
542.000 FRANKLIN RESOURCES INC 354613101 NV5F10000202: RBIF-ALLBRN DOMEQIDX	129.1200	54,777.18	69,983.04		15,205.86
	129.1200	54,777.18	69,983.04	0.06	15,205.86
3,564.000 FREEPORT-MCMORAN COPPER & GOLD 35671D857 NV5F10000202: RBIF-ALLBRN DOMEQIDX	55.0300	150,008.04	196,126.92		46,118.88
	55.0300	150,008.04	196,126.92	0.18	46,118.88
3,630.000 FRONTIER COMMUNICATIONS CORP 35906A108 NV5F10000202: RBIF-ALLBRN DOMEQIDX	8.2700	30,481.98	30,020.10		-461.88
	8.2700	30,481.98	30,020.10	0.03	-461.88
502.000 GAMESTOP CORP 36467W109 NV5F10000202: RBIF-ALLBRN DOMEQIDX	25.6800	12,564.07	12,891.36		327.29
	25.6800	12,564.07	12,891.36	0.01	327.29
840.000 GANNETT CO INC 364730101 NV5F10000202: RBIF-ALLBRN DOMEQIDX	15.0600	12,602.85	12,650.40		47.55
	15.0600	12,602.85	12,650.40	0.01	47.55
1,527.000 GAP INC/THE 364760108 NV5F10000202: RBIF-ALLBRN DOMEQIDX	23.2400	28,806.07	35,487.48		6,681.41
	23.2400	28,806.07	35,487.48	0.03	6,681.41
1,432.000 GENERAL DYNAMICS CORP 369550108 NV5F10000202: RBIF-ALLBRN DOMEQIDX	72.8200	97,720.80	104,278.24		6,557.44
	72.8200	97,720.80	104,278.24	0.09	6,557.44
39,436.000 GENERAL ELECTRIC CO 369604103 NV5F10000202: RBIF-ALLBRN DOMEQIDX	20.4500	737,204.19	806,466.20		69,262.01
	20.4500	737,204.19	806,466.20	0.73	69,262.01
2,370.000 GENERAL MILLS INC 370334104 NV5F10000202: RBIF-ALLBRN DOMEQIDX	38.5800	80,967.37	91,434.60		10,467.23
	38.5800	80,967.37	91,434.60	0.08	10,467.23

 BNY MELLON TOTAL RBIF RET SYS - NV5G0000000	Asset Detail - By Asset type			Report ID : IACS0005	
	4/30/2011			Base Currency : USD	
	Status : FINAL				

Shares/Par Security ID Description Link Ref	Price Local/Base	Cost Local/Base	Market Value Local/Base	Percent Of Total	Net Unrealized Gain/Loss Local/Base
635.000 GENUINE PARTS CO 372460105 NV5F10000202: RBIF-ALLBRN DOMEQIDX	53.7000 53.7000	28,766.91 28,766.91	34,099.50 34,099.50	0.03	5,332.59 5,332.59
1,811.000 GENWORTH FINANCIAL INC 37247D106 NV5F10000202: RBIF-ALLBRN DOMEQIDX	12.1900 12.1900	24,084.75 24,084.75	22,076.09 22,076.09	0.02	-2,008.66 -2,008.66
2,898.000 GILEAD SCIENCES INC 375558103 NV5F10000202: RBIF-ALLBRN DOMEQIDX	38.8400 38.8400	111,640.67 111,640.67	112,558.32 112,558.32	0.10	917.65 917.65
1,956.000 GOLDMAN SACHS GROUP INC/THE 38141G104 NV5F10000202: RBIF-ALLBRN DOMEQIDX	151.0100 151.0100	300,552.19 300,552.19	295,375.56 295,375.56	0.27	-5,176.63 -5,176.63
467.000 GOODRICH CORP 382388106 NV5F10000202: RBIF-ALLBRN DOMEQIDX	88.3700 88.3700	33,777.21 33,777.21	41,268.79 41,268.79	0.04	7,491.58 7,491.58
852.000 GOODYEAR TIRE & RUBBER CO/THE 382550101 NV5F10000202: RBIF-ALLBRN DOMEQIDX	18.1500 18.1500	11,052.57 11,052.57	15,463.80 15,463.80	0.01	4,411.23 4,411.23
940.000 GOOGLE INC 38259P508 NV5F10000202: RBIF-ALLBRN DOMEQIDX	544.1000 544.1000	484,506.28 484,506.28	511,454.00 511,454.00	0.46	26,947.72 26,947.72
207.000 WW GRAINGER INC 384802104 NV5F10000202: RBIF-ALLBRN DOMEQIDX	151.6000 151.6000	22,530.75 22,530.75	31,381.20 31,381.20	0.03	8,850.45 8,850.45
1,433.000 HCP INC 40414L109 NV5F10000202: RBIF-ALLBRN DOMEQIDX	39.6200 39.6200	50,507.23 50,507.23	56,775.46 56,775.46	0.05	6,268.23 6,268.23
3,354.000 HALLIBURTON CO 406216101 NV5F10000202: RBIF-ALLBRN DOMEQIDX	50.4800 50.4800	115,775.26 115,775.26	169,309.92 169,309.92	0.15	53,534.66 53,534.66

Asset Detail - By Asset type

BNY MELLON

TOTAL RBIF RET SYS - NV5G00000000

4/30/2011

Base Currency : USD

Status : FINAL

Shares/Par Security ID Description Link Ref	Price Local/Base	Cost Local/Base	Market Value Local/Base	Percent Of Total	Net Unrealized Gain/Loss Local/Base
906.000 HARLEY-DAVIDSON INC 412822108 NV5F10000202: RBIF-ALLBRN DOMEQIDX	37.2600	27,491.08	33,757.56		6,266.48
	37.2600	27,491.08	33,757.56	0.03	6,266.48
247.000 HARMAN INTERNATIONAL INDUSTRIE 413086109 NV5F10000202: RBIF-ALLBRN DOMEQIDX	48.5300	9,548.80	11,986.91		2,438.11
	48.5300	9,548.80	11,986.91	0.01	2,438.11
474.000 HARRIS CORP 413875105 NV5F10000202: RBIF-ALLBRN DOMEQIDX	53.1300	20,671.90	25,183.62		4,511.72
	53.1300	20,671.90	25,183.62	0.02	4,511.72
1,649.000 HARTFORD FINANCIAL SERVICES GR 416515104 NV5F10000202: RBIF-ALLBRN DOMEQIDX	28.9700	47,694.37	47,771.53		77.16
	28.9700	47,694.37	47,771.53	0.04	77.16
494.000 HASBRO INC 418056107 NV5F10000202: RBIF-ALLBRN DOMEQIDX	46.8400	20,271.38	23,138.96		2,867.58
	46.8400	20,271.38	23,138.96	0.02	2,867.58
632.000 HEALTH CARE REIT INC 42217K106 NV5F10000202: RBIF-ALLBRN DOMEQIDX	53.7700	29,099.95	33,982.64		4,882.69
	53.7700	29,099.95	33,982.64	0.03	4,882.69
1,245.000 HJ HEINZ CO 423074103 NV5F10000202: RBIF-ALLBRN DOMEQIDX	51.2300	57,546.29	63,781.35		6,235.06
	51.2300	57,546.29	63,781.35	0.06	6,235.06
401.000 HELMERICH & PAYNE INC 423452101 NV5F10000202: RBIF-ALLBRN DOMEQIDX	66.3400	18,701.46	26,602.34		7,900.88
	66.3400	18,701.46	26,602.34	0.02	7,900.88
627.000 HERSHEY CO/THE 427866108 NV5F10000202: RBIF-ALLBRN DOMEQIDX	57.7100	29,433.06	36,184.17		6,751.11
	57.7100	29,433.06	36,184.17	0.03	6,751.11
1,182.000 HESS CORP 42809H107 NV5F10000202: RBIF-ALLBRN DOMEQIDX	85.9600	82,422.02	101,604.72		19,182.70
	85.9600	82,422.02	101,604.72	0.09	19,182.70

Asset Detail - By Asset type

Report ID : IACS0005

BNY MELLON

Base Currency : USD

TOTAL RBIF RET SYS - NV5G00000000

4/30/2011

Status : FINAL

Shares/Par Security ID Description Link Ref	Price Local/Base	Cost Local/Base	Market Value Local/Base	Percent Of Total	Net Unrealized Gain/Loss Local/Base
8,028.000 HEWLETT-PACKARD CO 428236103 NV5F10000202: RBIF-ALLBRN DOMEQIDX	40.3700	344,893.99	324,090.36		-20,803.63
	40.3700	344,893.99	324,090.36	0.29	-20,803.63
6,109.000 HOME DEPOT INC 437076102 NV5F10000202: RBIF-ALLBRN DOMEQIDX	37.1400	184,918.48	226,888.26		41,969.78
	37.1400	184,918.48	226,888.26	0.21	41,969.78
2,904.000 HONEYWELL INTERNATIONAL INC 438516106 NV5F10000202: RBIF-ALLBRN DOMEQIDX	61.2300	136,750.17	177,811.92		41,061.75
	61.2300	136,750.17	177,811.92	0.16	41,061.75
444.000 HORMEL FOODS CORP 440452100 NV5F10000202: RBIF-ALLBRN DOMEQIDX	29.4100	9,241.11	13,058.04		3,816.93
	29.4100	9,241.11	13,058.04	0.01	3,816.93
576.000 HOSPIRA INC 441060100 NV5F10000202: RBIF-ALLBRN DOMEQIDX	56.7300	29,032.40	32,676.48		3,644.08
	56.7300	29,032.40	32,676.48	0.03	3,644.08
2,510.000 HOST HOTELS & RESORTS INC 44107P104 NV5F10000202: RBIF-ALLBRN DOMEQIDX	17.7900	37,555.34	44,652.90		7,097.56
	17.7900	37,555.34	44,652.90	0.04	7,097.56
1,941.000 HUDSON CITY BANCORP INC 443683107 NV5F10000202: RBIF-ALLBRN DOMEQIDX	9.5300	24,495.65	18,497.73		-5,997.92
	9.5300	24,495.65	18,497.73	0.02	-5,997.92
679.000 HUMANA INC 444859102 NV5F10000202: RBIF-ALLBRN DOMEQIDX	76.1200	37,453.38	51,685.48		14,232.10
	76.1200	37,453.38	51,685.48	0.05	14,232.10
3,130.000 HUNTINGTON BANCSHARES INC/OH 446150104 NV5F10000202: RBIF-ALLBRN DOMEQIDX	6.7900	19,669.25	21,252.70		1,583.45
	6.7900	19,669.25	21,252.70	0.02	1,583.45
672.000 ITT CORP 450911102 NV5F10000202: RBIF-ALLBRN DOMEQIDX	57.7900	33,615.79	38,834.88		5,219.09
	57.7900	33,615.79	38,834.88	0.04	5,219.09

Asset Detail - By Asset type

Report ID : IACS0005

BNY MELLON

Base Currency : USD

TOTAL RBIF RET SYS - NV5G00000000

4/30/2011

Status : FINAL

Shares/Par Security ID Description Link Ref	Price Local/Base	Cost Local/Base	Market Value Local/Base	Percent Of Total	Net Unrealized Gain/Loss Local/Base
1,893.000 ILLINOIS TOOL WORKS INC 452308109 NV5F10000202: RBIF-ALLBRN DOMEQIDX	58.4100	88,850.91	110,570.13	0.10	21,719.22
20,377.000 INTEL CORP 458140100 NV5F10000202: RBIF-ALLBRN DOMEQIDX	23.1900	410,817.10	472,542.63	0.43	61,725.53
298.000 INTEGRYS ENERGY GROUP INC 45822P105 NV5F10000202: RBIF-ALLBRN DOMEQIDX	52.3600	14,448.71	15,603.28	0.01	1,154.57
271.000 INTERCONTINENTALEXCHANGE INC 45865V100 NV5F10000202: RBIF-ALLBRN DOMEQIDX	120.3500	30,561.92	32,614.85	0.03	2,052.93
4,531.000 INTERNATIONAL BUSINESS MACHINE 459200101 NV5F10000202: RBIF-ALLBRN DOMEQIDX	170.5800	601,802.77	772,897.98	0.70	171,095.21
272.000 INTERNATIONAL FLAVORS & FRAGRA 459506101 NV5F10000202: RBIF-ALLBRN DOMEQIDX	63.5200	12,648.84	17,277.44	0.02	4,628.60
1,058.000 INTERNATIONAL GAME TECHNOLOGY 459902102 NV5F10000202: RBIF-ALLBRN DOMEQIDX	17.6900	19,269.03	18,716.02	0.02	-553.01
1,633.000 INTERNATIONAL PAPER CO 460146103 NV5F10000202: RBIF-ALLBRN DOMEQIDX	30.8800	40,986.28	50,427.04	0.05	9,440.76
1,813.000 INTERPUBLIC GROUP OF COS INC/T 460690100 NV5F10000202: RBIF-ALLBRN DOMEQIDX	11.7500	17,056.59	21,302.75	0.02	4,246.16
181.000 INTUITIVE SURGICAL INC 46120E602 NV5F10000202: RBIF-ALLBRN DOMEQIDX	349.7000	53,188.26	63,295.70	0.06	10,107.44

Asset Detail - By Asset type

Report ID : IACS0005

BNY MELLON

Base Currency : USD

TOTAL RBIF RET SYS - NV5G00000000

4/30/2011

Status : FINAL

Shares/Par Security ID Description Link Ref	Price Local/Base	Cost Local/Base	Market Value Local/Base	Percent Of Total	Net Unrealized Gain/Loss Local/Base
1,063.000 INTUIT INC 461202103 NV5F10000202: RBIF-ALLBRN DOMEQIDX	55.5600	43,309.30	59,060.28		15,750.98
	55.5600	43,309.30	59,060.28	0.05	15,750.98
680.000 IRON MOUNTAIN INC 462846106 NV5F10000202: RBIF-ALLBRN DOMEQIDX	31.8500	16,234.32	21,658.00		5,423.68
	31.8500	16,234.32	21,658.00	0.02	5,423.68
786.000 JDS UNIPHASE CORP 46612J507 NV5F10000202: RBIF-ALLBRN DOMEQIDX	20.8400	9,874.79	16,380.24		6,505.45
	20.8400	9,874.79	16,380.24	0.01	6,505.45
14,759.000 JPMORGAN CHASE & CO 46625H100 NV5F10000202: RBIF-ALLBRN DOMEQIDX	45.6300	599,684.83	673,453.17		73,768.34
	45.6300	599,684.83	673,453.17	0.61	73,768.34
695.000 JABIL CIRCUIT INC 466313103 NV5F10000202: RBIF-ALLBRN DOMEQIDX	19.8400	10,370.81	13,788.80		3,417.99
	19.8400	10,370.81	13,788.80	0.01	3,417.99
465.000 JACOBS ENGINEERING GROUP INC 469814107 NV5F10000202: RBIF-ALLBRN DOMEQIDX	49.6100	21,333.57	23,068.65		1,735.08
	49.6100	21,333.57	23,068.65	0.02	1,735.08
653.000 JANUS CAPITAL GROUP INC 47102X105 NV5F10000202: RBIF-ALLBRN DOMEQIDX	12.1700	8,537.07	7,947.01		-590.06
	12.1700	8,537.07	7,947.01	0.01	-590.06
10,208.000 JOHNSON & JOHNSON 478160104 NV5F10000202: RBIF-ALLBRN DOMEQIDX	65.7200	621,108.52	670,869.76		49,761.24
	65.7200	621,108.52	670,869.76	0.61	49,761.24
2,479.000 JOHNSON CONTROLS INC 478366107 NV5F10000202: RBIF-ALLBRN DOMEQIDX	41.0000	79,024.03	101,639.00		22,614.97
	41.0000	79,024.03	101,639.00	0.09	22,614.97
460.000 JOY GLOBAL INC 481165108 NV5F10000202: RBIF-ALLBRN DOMEQIDX	100.9500	44,016.11	46,437.00		2,420.89
	100.9500	44,016.11	46,437.00	0.04	2,420.89

BNY MELLON

Asset Detail - By Asset type

Base Currency : USD

TOTAL RBIF RET SYS - NV5G00000000

4/30/2011

Status : FINAL

Shares/Par Security ID Description Link Ref	Price Local/Base	Cost Local/Base	Market Value Local/Base	Percent Of Total	Net Unrealized Gain/Loss Local/Base
1,980.000 JUNIPER NETWORKS INC 48203R104 NV5F10000202: RBIF-ALLBRN DOMEQIDX	38.3300 38.3300	60,476.99 60,476.99	75,893.40 75,893.40	0.07	15,416.41 15,416.41
611.000 KLA-TENCOR CORP 482480100 NV5F10000202: RBIF-ALLBRN DOMEQIDX	43.9000 43.9000	22,449.12 22,449.12	26,822.90 26,822.90	0.02	4,373.78 4,373.78
912.000 KELLOGG CO 487836108 NV5F10000202: RBIF-ALLBRN DOMEQIDX	57.2700 57.2700	45,809.37 45,809.37	52,230.24 52,230.24	0.05	6,420.87 6,420.87
3,533.000 KEYCORP 493267108 NV5F10000202: RBIF-ALLBRN DOMEQIDX	8.6700 8.6700	30,917.86 30,917.86	30,631.11 30,631.11	0.03	-286.75 -286.75
1,538.000 KIMBERLY-CLARK CORP 494368103 NV5F10000202: RBIF-ALLBRN DOMEQIDX	66.0600 66.0600	96,528.11 96,528.11	101,600.28 101,600.28	0.09	5,072.17 5,072.17
1,426.000 KIMCO REALTY CORP 49446R109 NV5F10000202: RBIF-ALLBRN DOMEQIDX	19.5400 19.5400	24,752.15 24,752.15	27,864.04 27,864.04	0.03	3,111.89 3,111.89
1,049.000 KOHL'S CORP 500255104 NV5F10000202: RBIF-ALLBRN DOMEQIDX	52.7100 52.7100	50,964.22 50,964.22	55,292.79 55,292.79	0.05	4,328.57 4,328.57
6,519.000 KRAFT FOODS INC 50075N104 NV5F10000202: RBIF-ALLBRN DOMEQIDX	33.5800 33.5800	196,261.82 196,261.82	218,908.02 218,908.02	0.20	22,646.20 22,646.20
2,314.000 KROGER CO/THE 501044101 NV5F10000202: RBIF-ALLBRN DOMEQIDX	24.3100 24.3100	52,406.08 52,406.08	56,253.34 56,253.34	0.05	3,847.26 3,847.26
2,246.000 LSI CORP 502161102 NV5F10000202: RBIF-ALLBRN DOMEQIDX	7.3300 7.3300	11,376.13 11,376.13	16,463.18 16,463.18	0.01	5,087.05 5,087.05

Asset Detail - By Asset type

Report ID : IACS0005

BNY MELLON

Base Currency : USD

TOTAL RBIF RET SYS - NV5G00000000

4/30/2011

Status : FINAL

Shares/Par Security ID Description Link Ref	Price Local/Base	Cost Local/Base	Market Value Local/Base	Percent Of Total	Net Unrealized Gain/Loss Local/Base
428.000 L-3 COMMUNICATIONS HOLDINGS IN 502424104 NV5F10000202: RBIF-ALLBRN DOMEQIDX	80.1900 80.1900	33,074.38 33,074.38	34,321.32 34,321.32	0.03	1,246.94 1,246.94
352.000 LABORATORY CORP OF AMERICA HOL 50540R409 NV5F10000202: RBIF-ALLBRN DOMEQIDX	96.4700 96.4700	26,618.73 26,618.73	33,957.44 33,957.44	0.03	7,338.71 7,338.71
435.000 ESTEE LAUDER COS INC/THE 518439104 NV5F10000202: RBIF-ALLBRN DOMEQIDX	97.0000 97.0000	27,098.97 27,098.97	42,195.00 42,195.00	0.04	15,096.03 15,096.03
491.000 LEGGETT & PLATT INC 524660107 NV5F10000202: RBIF-ALLBRN DOMEQIDX	26.2900 26.2900	10,108.88 10,108.88	12,908.39 12,908.39	0.01	2,799.51 2,799.51
504.000 LEGG MASON INC 524901105 NV5F10000202: RBIF-ALLBRN DOMEQIDX	37.1500 37.1500	16,207.60 16,207.60	18,723.60 18,723.60	0.02	2,516.00 2,516.00
532.000 LENNAR CORP 526057104 NV5F10000202: RBIF-ALLBRN DOMEQIDX	18.9900 18.9900	8,182.63 8,182.63	10,102.68 10,102.68	0.01	1,920.05 1,920.05
708.000 LEUCADIA NATIONAL CORP 527288104 NV5F10000202: RBIF-ALLBRN DOMEQIDX	38.6600 38.6600	20,245.71 20,245.71	27,371.28 27,371.28	0.02	7,125.57 7,125.57
246.000 LEXMARK INTERNATIONAL INC 529771107 NV5F10000202: RBIF-ALLBRN DOMEQIDX	32.2500 32.2500	8,677.53 8,677.53	7,933.50 7,933.50	0.01	-744.03 -744.03
641.000 LIFE TECHNOLOGIES CORP 53217V109 NV5F10000202: RBIF-ALLBRN DOMEQIDX	55.2000 55.2000	27,856.42 27,856.42	35,383.20 35,383.20	0.03	7,526.78 7,526.78
3,795.000 ELI LILLY & CO 532457108 NV5F10000202: RBIF-ALLBRN DOMEQIDX	37.0100 37.0100	140,530.25 140,530.25	140,452.95 140,452.95	0.13	-77.30 -77.30

Asset Detail - By Asset type

BNY MELLON


Base Currency : USD

TOTAL RBIF RET SYS - NV5G00000000

4/30/2011

Status : FINAL

Shares/Par Security ID Description Link Ref	Price Local/Base	Cost Local/Base	Market Value Local/Base	Percent Of Total	Net Unrealized Gain/Loss Local/Base
1,001.000 LTD BRANDS INC 532716107 NV5F10000202: RBIF-ALLBRN DOMEQIDX	41.1600 41.1600	26,142.62 26,142.62	41,201.16 41,201.16	0.04	15,058.54 15,058.54
1,105.000 LINCOLN NATIONAL CORP 534187109 NV5F10000202: RBIF-ALLBRN DOMEQIDX	31.2300 31.2300	31,541.72 31,541.72	34,509.15 34,509.15	0.03	2,967.43 2,967.43
809.000 LINEAR TECHNOLOGY CORP 535678106 NV5F10000202: RBIF-ALLBRN DOMEQIDX	34.8000 34.8000	24,866.13 24,866.13	28,153.20 28,153.20	0.03	3,287.07 3,287.07
1,044.000 LOCKHEED MARTIN CORP 539830109 NV5F10000202: RBIF-ALLBRN DOMEQIDX	79.2500 79.2500	83,325.85 83,325.85	82,737.00 82,737.00	0.07	-588.85 -588.85
1,132.000 LOEWS CORP 540424108 NV5F10000202: RBIF-ALLBRN DOMEQIDX	44.2600 44.2600	43,180.49 43,180.49	50,102.32 50,102.32	0.05	6,921.83 6,921.83
551.000 LORILLARD INC 544147101 NV5F10000202: RBIF-ALLBRN DOMEQIDX	106.5000 106.5000	42,735.68 42,735.68	58,681.50 58,681.50	0.05	15,945.82 15,945.82
5,090.000 LOWE'S COS INC 548661107 NV5F10000202: RBIF-ALLBRN DOMEQIDX	26.2500 26.2500	114,452.46 114,452.46	133,612.50 133,612.50	0.12	19,160.04 19,160.04
449.000 M&T BANK CORP 55261F104 NV5F10000202: RBIF-ALLBRN DOMEQIDX	88.3700 88.3700	36,440.45 36,440.45	39,678.13 39,678.13	0.04	3,237.68 3,237.68
770.000 MEMC ELECTRONIC MATERIALS INC 552715104 NV5F10000202: RBIF-ALLBRN DOMEQIDX	11.8300 11.8300	14,250.98 14,250.98	9,109.10 9,109.10	0.01	-5,141.88 -5,141.88
1,572.000 MACY'S INC 55616P104 NV5F10000202: RBIF-ALLBRN DOMEQIDX	23.9100 23.9100	33,388.69 33,388.69	37,586.52 37,586.52	0.03	4,197.83 4,197.83

 BNY MELLON TOTAL RBIF RET SYS - NV5G00000000	Asset Detail - By Asset type		Report ID : IACS0005
	4/30/2011	Base Currency : USD	Status : FINAL

Shares/Par Security ID Description Link Ref	Price Local/Base	Cost Local/Base	Market Value Local/Base	Percent Of Total	Net Unrealized Gain/Loss Local/Base
2,620.000 MARATHON OIL CORP 565849106 NV5F10000202: RBIF-ALLBRN DOMEQIDX	54.0400 54.0400	100,319.46 100,319.46	141,584.80 141,584.80	0.13	41,265.34 41,265.34
1,998.000 MARSH & MCLENNAN COS INC 571748102 NV5F10000202: RBIF-ALLBRN DOMEQIDX	30.2800 30.2800	50,844.93 50,844.93	60,499.44 60,499.44	0.05	9,654.51 9,654.51
1,872.000 MARSHALL & ILSLEY CORP 571837103 NV5F10000202: RBIF-ALLBRN DOMEQIDX	8.1700 8.1700	14,461.21 14,461.21	15,294.24 15,294.24	0.01	833.03 833.03
1,014.000 MARRIOTT INTERNATIONAL INC/DE 571903202 NV5F10000202: RBIF-ALLBRN DOMEQIDX	35.3000 35.3000	34,605.08 34,605.08	35,794.20 35,794.20	0.03	1,189.12 1,189.12
1,269.000 MASCO CORP 574599106 NV5F10000202: RBIF-ALLBRN DOMEQIDX	13.4200 13.4200	15,750.85 15,750.85	17,029.98 17,029.98	0.02	1,279.13 1,279.13
391.000 MASSEY ENERGY CO 576206106 NV5F10000202: RBIF-ALLBRN DOMEQIDX	68.2400 68.2400	17,190.62 17,190.62	26,681.84 26,681.84	0.02	9,491.22 9,491.22
352.000 MASTERCARD INC 57636Q104 NV5F10000202: RBIF-ALLBRN DOMEQIDX	275.8900 275.8900	77,560.98 77,560.98	97,113.28 97,113.28	0.09	19,552.30 19,552.30
1,217.000 MATTEL INC 577081102 NV5F10000202: RBIF-ALLBRN DOMEQIDX	26.7200 26.7200	26,391.71 26,391.71	32,518.24 32,518.24	0.03	6,126.53 6,126.53
444.000 MCCORMICK & CO INC/MD 579780206 NV5F10000202: RBIF-ALLBRN DOMEQIDX	49.1200 49.1200	17,912.56 17,912.56	21,809.28 21,809.28	0.02	3,896.72 3,896.72
3,912.000 MCDONALD'S CORP 580135101 NV5F10000202: RBIF-ALLBRN DOMEQIDX	78.3100 78.3100	270,691.90 270,691.90	306,348.72 306,348.72	0.28	35,656.82 35,656.82

Asset Detail - By Asset type

BNY MELLON

TOTAL RBIF RET SYS - NV5G00000000

4/30/2011

Base Currency : USD

Status : FINAL

Shares/Par Security ID Description Link Ref	Price Local/Base	Cost Local/Base	Market Value Local/Base	Percent Of Total	Net Unrealized Gain/Loss Local/Base
1,175.000 MCGRAW-HILL COS INC/THE 580645109 NV5F10000202: RBIF-ALLBRN DOMEQIDX	40.4700 40.4700	40,444.92 40,444.92	47,552.25 47,552.25	0.04	7,107.33 7,107.33
1,007.000 MCKESSON CORP 58155Q103 NV5F10000202: RBIF-ALLBRN DOMEQIDX	83.0100 83.0100	66,054.03 66,054.03	83,591.07 83,591.07	0.08	17,537.04 17,537.04
740.000 MEAD JOHNSON NUTRITION CO 582839106 NV5F10000202: RBIF-ALLBRN DOMEQIDX	66.8800 66.8800	38,729.13 38,729.13	49,491.20 49,491.20	0.04	10,762.07 10,762.07
561.000 MEADWESTVACO CORP 583334107 NV5F10000202: RBIF-ALLBRN DOMEQIDX	33.6900 33.6900	13,801.20 13,801.20	18,900.09 18,900.09	0.02	5,098.89 5,098.89
1,557.000 MEDCO HEALTH SOLUTIONS INC 58405U102 NV5F10000202: RBIF-ALLBRN DOMEQIDX	59.3300 59.3300	80,618.34 80,618.34	92,376.81 92,376.81	0.08	11,758.47 11,758.47
4,013.000 MEDTRONIC INC 585055106 NV5F10000202: RBIF-ALLBRN DOMEQIDX	41.7500 41.7500	154,685.27 154,685.27	167,542.75 167,542.75	0.15	12,857.48 12,857.48
11,464.000 MERCK & CO INC 58933Y105 NV5F10000202: RBIF-ALLBRN DOMEQIDX	35.9500 35.9500	390,657.41 390,657.41	412,130.80 412,130.80	0.37	21,473.39 21,473.39
3,937.000 METLIFE INC 59156R108 NV5F10000202: RBIF-ALLBRN DOMEQIDX	46.7900 46.7900	168,092.37 168,092.37	184,212.23 184,212.23	0.17	16,119.86 16,119.86
890.000 METROPCS COMMUNICATIONS INC 591708102 NV5F10000202: RBIF-ALLBRN DOMEQIDX	16.8300 16.8300	10,263.00 10,263.00	14,978.70 14,978.70	0.01	4,715.70 4,715.70
27,450.000 MICROSOFT CORP 594918104 NV5F10000202: RBIF-ALLBRN DOMEQIDX	26.0200 26.0200	708,274.06 708,274.06	714,249.00 714,249.00	0.65	5,974.94 5,974.94

Asset Detail - By Asset type

Report ID : IACS0005

BNY MELLON

Base Currency : USD

TOTAL RBIF RET SYS - NV5G00000000

4/30/2011

Status : FINAL

Shares/Par Security ID Description Link Ref	Price Local/Base	Cost Local/Base	Market Value Local/Base	Percent Of Total	Net Unrealized Gain/Loss Local/Base
672.000 MICROCHIP TECHNOLOGY INC 595017104 NV5F10000202: RBIF-ALLBRN DOMEQIDX	41.0400	20,795.55	27,578.88		6,783.33
	41.0400	20,795.55	27,578.88	0.02	6,783.33
3,100.000 MICRON TECHNOLOGY INC 595112103 NV5F10000202: RBIF-ALLBRN DOMEQIDX	11.2900	23,672.52	34,999.00		11,326.48
	11.2900	23,672.52	34,999.00	0.03	11,326.48
448.000 MOLEX INC 608554101 NV5F10000202: RBIF-ALLBRN DOMEQIDX	27.0000	9,465.95	12,096.00		2,630.05
	27.0000	9,465.95	12,096.00	0.01	2,630.05
571.000 MOLSON COORS BREWING CO 60871R209 NV5F10000202: RBIF-ALLBRN DOMEQIDX	48.7500	26,645.26	27,836.25		1,190.99
	48.7500	26,645.26	27,836.25	0.03	1,190.99
2,013.000 MONSANTO CO 61166W101 NV5F10000202: RBIF-ALLBRN DOMEQIDX	68.0400	139,440.66	136,964.52		-2,476.14
	68.0400	139,440.66	136,964.52	0.12	-2,476.14
442.000 MONSTER WORLDWIDE INC 611742107 NV5F10000202: RBIF-ALLBRN DOMEQIDX	16.4100	7,650.83	7,253.22		-397.61
	16.4100	7,650.83	7,253.22	0.01	-397.61
678.000 MOODY'S CORP 615369105 NV5F10000202: RBIF-ALLBRN DOMEQIDX	39.1400	18,189.15	26,536.92		8,347.77
	39.1400	18,189.15	26,536.92	0.02	8,347.77
5,689.000 MORGAN STANLEY 617446448 NV5F10000202: RBIF-ALLBRN DOMEQIDX	26.1500	161,814.35	148,767.35		-13,047.00
	26.1500	161,814.35	148,767.35	0.13	-13,047.00
1,274.000 MOTOROLA SOLUTIONS INC 620076307 NV5F10000202: RBIF-ALLBRN DOMEQIDX	45.8800	43,129.71	58,451.12		15,321.41
	45.8800	43,129.71	58,451.12	0.05	15,321.41
1,040.000 MOTOROLA MOBILITY HOLDINGS INC 620097105 NV5F10000202: RBIF-ALLBRN DOMEQIDX	26.0600	27,937.83	27,102.40		-835.43
	26.0600	27,937.83	27,102.40	0.02	-835.43

Asset Detail - By Asset type

Report ID : IACS0005

BNY MELLON

Base Currency : USD

TOTAL RBIF RET SYS - NV5G00000000

4/30/2011

Status : FINAL

Shares/Par Security ID Description Link Ref	Price Local/Base	Cost Local/Base	Market Value Local/Base	Percent Of Total	Net Unrealized Gain/Loss Local/Base
698.000 MURPHY OIL CORP 626717102 NV5F10000202: RBIF-ALLBRN DOMEQIDX	77.4800 77.4800	44,132.64 44,132.64	54,081.04 54,081.04	0.05	9,948.40 9,948.40
1,527.000 MYLAN INC/PA 628530107 NV5F10000202: RBIF-ALLBRN DOMEQIDX	24.9200 24.9200	28,229.34 28,229.34	38,052.84 38,052.84	0.03	9,823.50 9,823.50
863.000 NRG ENERGY INC 629377508 NV5F10000202: RBIF-ALLBRN DOMEQIDX	24.2000 24.2000	18,843.54 18,843.54	20,884.60 20,884.60	0.02	2,041.06 2,041.06
930.000 NYSE EURONEXT 629491101 NV5F10000202: RBIF-ALLBRN DOMEQIDX	40.0500 40.0500	32,037.16 32,037.16	37,246.50 37,246.50	0.03	5,209.34 5,209.34
489.000 NASDAQ OMX GROUP INC/THE 631103108 NV5F10000202: RBIF-ALLBRN DOMEQIDX	27.1000 27.1000	11,442.99 11,442.99	13,251.90 13,251.90	0.01	1,808.91 1,808.91
1,618.000 NATIONAL OILWELL VARCO INC 637071101 NV5F10000202: RBIF-ALLBRN DOMEQIDX	76.6900 76.6900	87,633.43 87,633.43	124,084.42 124,084.42	0.11	36,450.99 36,450.99
843.000 NATIONAL SEMICONDUCTOR CORP 637640103 NV5F10000202: RBIF-ALLBRN DOMEQIDX	24.1200 24.1200	12,273.83 12,273.83	20,333.16 20,333.16	0.02	8,059.33 8,059.33
1,379.000 NETAPP INC 64110D104 NV5F10000202: RBIF-ALLBRN DOMEQIDX	51.9800 51.9800	57,577.68 57,577.68	71,680.42 71,680.42	0.06	14,102.74 14,102.74
250.000 NETFLIX INC 64110L106 NV5F10000202: RBIF-ALLBRN DOMEQIDX	232.6700 232.6700	50,160.46 50,160.46	58,167.50 58,167.50	0.05	8,007.04 8,007.04
1,008.000 NEWELL RUBBERMAID INC 651229106 NV5F10000202: RBIF-ALLBRN DOMEQIDX	19.0600 19.0600	16,780.80 16,780.80	19,212.48 19,212.48	0.02	2,431.68 2,431.68

Asset Detail - By Asset type

Report ID : IACS0005

BNY MELLON

Base Currency : USD

TOTAL RBIF RET SYS - NV5G00000000

4/30/2011

Status : FINAL

Shares/Par Security ID Description Link Ref	Price Local/Base	Cost Local/Base	Market Value Local/Base	Percent Of Total	Net Unrealized Gain/Loss Local/Base
500.000 NEWFIELD EXPLORATION CO 651290108 NV5F10000202: RBIF-ALLBRN DOMEQIDX	70.8000	35,937.74	35,400.00		-537.74
	70.8000	35,937.74	35,400.00	0.03	-537.74
1,866.000 NEWMONT MINING CORP 651639106 NV5F10000202: RBIF-ALLBRN DOMEQIDX	58.6100	103,728.10	109,366.26		5,638.16
	58.6100	103,728.10	109,366.26	0.10	5,638.16
8,414.000 NEWS CORP 65248E104 NV5F10000202: RBIF-ALLBRN DOMEQIDX	17.8200	118,040.55	149,937.48		31,896.93
	17.8200	118,040.55	149,937.48	0.14	31,896.93
1,520.000 NEXTERA ENERGY INC 65339F101 NV5F10000202: RBIF-ALLBRN DOMEQIDX	56.5700	83,188.82	85,986.40		2,797.58
	56.5700	83,188.82	85,986.40	0.08	2,797.58
166.000 NICOR INC 654086107 NV5F10000202: RBIF-ALLBRN DOMEQIDX	55.4300	7,245.46	9,201.38		1,955.92
	55.4300	7,245.46	9,201.38	0.01	1,955.92
1,467.000 NIKE INC 654106103 NV5F10000202: RBIF-ALLBRN DOMEQIDX	82.3200	107,336.05	120,763.44		13,427.39
	82.3200	107,336.05	120,763.44	0.11	13,427.39
986.000 NISOURCE INC 65473P105 NV5F10000202: RBIF-ALLBRN DOMEQIDX	19.4500	16,516.84	19,177.70		2,660.86
	19.4500	16,516.84	19,177.70	0.02	2,660.86
640.000 NOBLE ENERGY INC 655044105 NV5F10000202: RBIF-ALLBRN DOMEQIDX	96.2700	46,648.45	61,612.80		14,964.35
	96.2700	46,648.45	61,612.80	0.06	14,964.35
575.000 NORDSTROM INC 655664100 NV5F10000202: RBIF-ALLBRN DOMEQIDX	47.5500	19,908.29	27,341.25		7,432.96
	47.5500	19,908.29	27,341.25	0.02	7,432.96
1,383.000 NORFOLK SOUTHERN CORP 655844108 NV5F10000202: RBIF-ALLBRN DOMEQIDX	74.6800	81,828.60	103,282.44		21,453.84
	74.6800	81,828.60	103,282.44	0.09	21,453.84

Asset Detail - By Asset type

Report ID : IACS0005

BNY MELLON

Base Currency : USD

TOTAL RBIF RET SYS - NV5G00000000

4/30/2011

Status : FINAL

Shares/Par Security ID Description Link Ref	Price Local/Base	Cost Local/Base	Market Value Local/Base	Percent Of Total	Net Unrealized Gain/Loss Local/Base
597.000 NORTHEAST UTILITIES 664397106 NV5F10000202: RBIF-ALLBRN DOMEQIDX	35.6000 35.6000	16,458.39 16,458.39	21,253.20 21,253.20	0.02	4,794.81 4,794.81
869.000 NORTHERN TRUST CORP 665859104 NV5F10000202: RBIF-ALLBRN DOMEQIDX	49.9900 49.9900	46,344.98 46,344.98	43,441.31 43,441.31	0.04	-2,903.67 -2,903.67
1,086.000 NORTHROP GRUMMAN CORP 666807102 NV5F10000202: RBIF-ALLBRN DOMEQIDX	63.6100 63.6100	61,327.60 61,327.60	69,080.46 69,080.46	0.06	7,752.86 7,752.86
301.000 NOVELLUS SYSTEMS INC 670008101 NV5F10000202: RBIF-ALLBRN DOMEQIDX	32.1000 32.1000	8,192.85 8,192.85	9,662.10 9,662.10	0.01	1,469.25 1,469.25
1,126.000 NUCOR CORP 670346105 NV5F10000202: RBIF-ALLBRN DOMEQIDX	46.9600 46.9600	48,763.45 48,763.45	52,876.96 52,876.96	0.05	4,113.51 4,113.51
2,122.000 NVIDIA CORP 67066G104 NV5F10000202: RBIF-ALLBRN DOMEQIDX	20.0000 20.0000	29,493.25 29,493.25	42,440.00 42,440.00	0.04	12,946.75 12,946.75
487.000 O'REILLY AUTOMOTIVE INC 67103H107 NV5F10000202: RBIF-ALLBRN DOMEQIDX	59.0600 59.0600	24,061.33 24,061.33	28,762.22 28,762.22	0.03	4,700.89 4,700.89
3,013.000 OCCIDENTAL PETROLEUM CORP 674599105 NV5F10000202: RBIF-ALLBRN DOMEQIDX	114.2900 114.2900	248,417.92 248,417.92	344,355.77 344,355.77	0.31	95,937.85 95,937.85
1,019.000 OMNICOM GROUP INC 681919106 NV5F10000202: RBIF-ALLBRN DOMEQIDX	49.1900 49.1900	40,777.75 40,777.75	50,124.61 50,124.61	0.05	9,346.86 9,346.86
400.000 ONEOK INC 682680103 NV5F10000202: RBIF-ALLBRN DOMEQIDX	69.9400 69.9400	20,422.58 20,422.58	27,976.00 27,976.00	0.03	7,553.42 7,553.42

Asset Detail - By Asset type

Report ID : IACS0005

BNY MELLON

Base Currency : USD

TOTAL RBIF RET SYS - NV5G00000000

4/30/2011

Status : FINAL

Shares/Par Security ID Description Link Ref	Price Local/Base	Cost Local/Base	Market Value Local/Base	Percent Of Total	Net Unrealized Gain/Loss Local/Base
14,416.000 ORACLE CORP 68389X105 NV5F10000202: RBIF-ALLBRN DOMEQIDX	36.0500	370,797.12	519,696.80		148,899.68
	36.0500	370,797.12	519,696.80	0.47	148,899.68
538.000 OWENS-ILLINOIS INC 690768403 NV5F10000202: RBIF-ALLBRN DOMEQIDX	29.6700	15,130.39	15,962.46		832.07
	29.6700	15,130.39	15,962.46	0.01	832.07
1,418.000 PG&E CORP 69331C108 NV5F10000202: RBIF-ALLBRN DOMEQIDX	46.0800	62,294.45	65,341.44		3,046.99
	46.0800	62,294.45	65,341.44	0.06	3,046.99
1,983.000 PNC FINANCIAL SERVICES GROUP I 693475105 NV5F10000202: RBIF-ALLBRN DOMEQIDX	62.3400	117,470.25	123,620.22		6,149.97
	62.3400	117,470.25	123,620.22	0.11	6,149.97
664.000 PPG INDUSTRIES INC 693506107 NV5F10000202: RBIF-ALLBRN DOMEQIDX	94.6700	48,996.58	62,860.88		13,864.30
	94.6700	48,996.58	62,860.88	0.06	13,864.30
2,076.000 PPL CORP 69351T106 NV5F10000202: RBIF-ALLBRN DOMEQIDX	27.4300	60,398.20	56,944.68		-3,453.52
	27.4300	60,398.20	56,944.68	0.05	-3,453.52
1,396.000 PACCAR INC 693718108 NV5F10000202: RBIF-ALLBRN DOMEQIDX	53.1100	65,584.63	74,141.56		8,556.93
	53.1100	65,584.63	74,141.56	0.07	8,556.93
405.000 PALL CORP 696429307 NV5F10000202: RBIF-ALLBRN DOMEQIDX	58.4400	16,672.23	23,668.20		6,995.97
	58.4400	16,672.23	23,668.20	0.02	6,995.97
608.000 PARKER HANNIFIN CORP 701094104 NV5F10000202: RBIF-ALLBRN DOMEQIDX	94.3200	41,901.42	57,346.56		15,445.14
	94.3200	41,901.42	57,346.56	0.05	15,445.14
330.000 PATTERSON COS INC 703395103 NV5F10000202: RBIF-ALLBRN DOMEQIDX	34.7100	9,642.50	11,454.30		1,811.80
	34.7100	9,642.50	11,454.30	0.01	1,811.80

Asset Detail - By Asset type

Report ID : IACS0005

BNY MELLON


Base Currency : USD

TOTAL RBIF RET SYS - NV5G00000000

4/30/2011

Status : FINAL

Shares/Par Security ID Description Link Ref	Price Local/Base	Cost Local/Base	Market Value Local/Base	Percent Of Total	Net Unrealized Gain/Loss Local/Base
1,136.000 PAYCHEX INC 704326107 NV5F10000202: RBIF-ALLBRN DOMEQIDX	32.7100	32,728.93	37,158.56	0.03	4,429.63
1,054.000 PEABODY ENERGY CORP 704549104 NV5F10000202: RBIF-ALLBRN DOMEQIDX	66.8200	55,323.16	70,428.28	0.06	15,105.12
850.000 JC PENNEY CO INC 708160106 NV5F10000202: RBIF-ALLBRN DOMEQIDX	38.4500	24,778.00	32,682.50	0.03	7,904.50
1,277.000 PEOPLE'S UNITED FINANCIAL INC 712704105 NV5F10000202: RBIF-ALLBRN DOMEQIDX	13.6900	18,175.43	17,482.13	0.02	-693.30
785.000 PEPSCO HOLDINGS INC 713291102 NV5F10000202: RBIF-ALLBRN DOMEQIDX	19.2700	14,259.08	15,126.95	0.01	867.87
5,957.000 PEPSICO INC/NC 713448108 NV5F10000202: RBIF-ALLBRN DOMEQIDX	68.8900	383,737.03	410,377.73	0.37	26,640.70
372.000 PERKINELMER INC 714046109 NV5F10000202: RBIF-ALLBRN DOMEQIDX	28.2700	8,332.80	10,516.44	0.01	2,183.64
29,708.000 PFIZER INC 717081103 NV5F10000202: RBIF-ALLBRN DOMEQIDX	20.9600	509,071.39	622,679.68	0.56	113,608.29
6,712.000 PHILIP MORRIS INTERNATIONAL IN 718172109 NV5F10000202: RBIF-ALLBRN DOMEQIDX	69.4400	360,689.07	466,081.28	0.42	105,392.21
360.000 PINNACLE WEST CAPITAL CORP 723484101 NV5F10000202: RBIF-ALLBRN DOMEQIDX	43.3900	13,774.53	15,620.40	0.01	1,845.87

 BNY MELLON TOTAL RBIF RET SYS - NV5G00000000	Asset Detail - By Asset type			Report ID : IACS0005	
	4/30/2011			Base Currency : USD	
				Status : FINAL	

Shares/Par Security ID Description Link Ref	Price Local/Base	Cost Local/Base	Market Value Local/Base	Percent Of Total	Net Unrealized Gain/Loss Local/Base
411.000 PIONEER NATURAL RESOURCES CO 723787107 NV5F10000202: RBIF-ALLBRN DOMEQIDX	102.2300 102.2300	26,831.11 26,831.11	42,016.53 42,016.53	0.04	15,185.42 15,185.42
722.000 PITNEY BOWES INC 724479100 NV5F10000202: RBIF-ALLBRN DOMEQIDX	24.5600 24.5600	17,438.27 17,438.27	17,732.32 17,732.32	0.02	294.05 294.05
554.000 PLUM CREEK TIMBER CO INC 729251108 NV5F10000202: RBIF-ALLBRN DOMEQIDX	43.0900 43.0900	21,084.12 21,084.12	23,871.86 23,871.86	0.02	2,787.74 2,787.74
226.000 POLO RALPH LAUREN CORP 731572103 NV5F10000202: RBIF-ALLBRN DOMEQIDX	130.7700 130.7700	18,928.73 18,928.73	29,554.02 29,554.02	0.03	10,625.29 10,625.29
1,191.000 PRAXAIR INC 74005P104 NV5F10000202: RBIF-ALLBRN DOMEQIDX	106.4200 106.4200	104,949.50 104,949.50	126,746.22 126,746.22	0.11	21,796.72 21,796.72
533.000 PRECISION CASTPARTS CORP 740189105 NV5F10000202: RBIF-ALLBRN DOMEQIDX	154.5200 154.5200	63,266.39 63,266.39	82,359.16 82,359.16	0.07	19,092.77 19,092.77
1,019.000 T ROWE PRICE GROUP INC 74144T108 NV5F10000202: RBIF-ALLBRN DOMEQIDX	64.2500 64.2500	55,130.41 55,130.41	65,470.75 65,470.75	0.06	10,340.34 10,340.34
194.000 PRICELINE.COM INC 741503403 NV5F10000202: RBIF-ALLBRN DOMEQIDX	547.0100 547.0100	53,819.79 53,819.79	106,119.94 106,119.94	0.10	52,300.15 52,300.15
1,125.000 PRINCIPAL FINANCIAL GROUP INC 74251V102 NV5F10000202: RBIF-ALLBRN DOMEQIDX	33.7500 33.7500	32,781.01 32,781.01	37,968.75 37,968.75	0.03	5,187.74 5,187.74
10,473.000 PROCTER & GAMBLE CO/THE 742718109 NV5F10000202: RBIF-ALLBRN DOMEQIDX	64.9000 64.9000	647,039.22 647,039.22	679,697.70 679,697.70	0.61	32,658.48 32,658.48

Asset Detail - By Asset type

BNY MELLON


TOTAL RBIF RET SYS - NV5G00000000

4/30/2011

Base Currency : USD

Status : FINAL

Shares/Par Security ID Description Link Ref	Price Local/Base	Cost Local/Base	Market Value Local/Base	Percent Of Total	Net Unrealized Gain/Loss Local/Base
1,051.000 PROGRESS ENERGY INC 743263105 NV5F10000202: RBIF-ALLBRN DOMEQIDX	47.4500	45,086.48	49,869.95		4,783.47
	47.4500	45,086.48	49,869.95	0.05	4,783.47
2,428.000 PROGRESSIVE CORP/THE 743315103 NV5F10000202: RBIF-ALLBRN DOMEQIDX	21.9400	47,603.79	53,270.32		5,666.53
	21.9400	47,603.79	53,270.32	0.05	5,666.53
2,025.000 PROLOGIS 743410102 NV5F10000202: RBIF-ALLBRN DOMEQIDX	16.2900	31,272.59	32,987.25		1,714.66
	16.2900	31,272.59	32,987.25	0.03	1,714.66
1,846.000 PRUDENTIAL FINANCIAL INC 744320102 NV5F10000202: RBIF-ALLBRN DOMEQIDX	63.4200	104,515.66	117,073.32		12,557.66
	63.4200	104,515.66	117,073.32	0.11	12,557.66
1,855.000 PUBLIC SERVICE ENTERPRISE GROU 744573106 NV5F10000202: RBIF-ALLBRN DOMEQIDX	32.1700	63,234.79	59,675.35		-3,559.44
	32.1700	63,234.79	59,675.35	0.05	-3,559.44
529.000 PUBLIC STORAGE 74460D109 NV5F10000202: RBIF-ALLBRN DOMEQIDX	117.3100	50,452.12	62,056.99		11,604.87
	117.3100	50,452.12	62,056.99	0.06	11,604.87
1,173.000 PULTE GROUP INC 745867101 NV5F10000202: RBIF-ALLBRN DOMEQIDX	8.1300	10,847.83	9,536.49		-1,311.34
	8.1300	10,847.83	9,536.49	0.01	-1,311.34
628.000 QEP RESOURCES INC 74733V100 NV5F10000202: RBIF-ALLBRN DOMEQIDX	42.7300	21,566.36	26,834.44		5,268.08
	42.7300	21,566.36	26,834.44	0.02	5,268.08
6,143.000 QUALCOMM INC 747525103 NV5F10000202: RBIF-ALLBRN DOMEQIDX	56.8400	275,472.87	349,168.12		73,695.25
	56.8400	275,472.87	349,168.12	0.32	73,695.25
720.000 QUANTA SERVICES INC 74762E102 NV5F10000202: RBIF-ALLBRN DOMEQIDX	21.6800	15,314.42	15,609.60		295.18
	21.6800	15,314.42	15,609.60	0.01	295.18

 BNY MELLON TOTAL RBIF RET SYS - NV5G00000000	Asset Detail - By Asset type			Report ID : IACS0005	
	4/30/2011			Base Currency : USD	
				Status : FINAL	

Shares/Par Security ID Description Link Ref	Price Local/Base	Cost Local/Base	Market Value Local/Base	Percent Of Total	Net Unrealized Gain/Loss Local/Base
630.000 QUEST DIAGNOSTICS INC/DE 74834L100 NV5F10000202: RBIF-ALLBRN DOMEQIDX	56.3800 56.3800	32,367.18 32,367.18	35,519.40 35,519.40	0.03	3,152.22 3,152.22
336.000 RADIOSHACK CORP 750438103 NV5F10000202: RBIF-ALLBRN DOMEQIDX	15.8100 15.8100	6,170.76 6,170.76	5,312.16 5,312.16	0.00	-858.60 -858.60
550.000 RANGE RESOURCES CORP 75281A109 NV5F10000202: RBIF-ALLBRN DOMEQIDX	56.4500 56.4500	23,622.98 23,622.98	31,047.50 31,047.50	0.03	7,424.52 7,424.52
1,378.000 RAYTHEON CO 755111507 NV5F10000202: RBIF-ALLBRN DOMEQIDX	48.5500 48.5500	67,206.79 67,206.79	66,901.90 66,901.90	0.06	-304.89 -304.89
690.000 RED HAT INC 756577102 NV5F10000202: RBIF-ALLBRN DOMEQIDX	47.4700 47.4700	23,813.59 23,813.59	32,754.30 32,754.30	0.03	8,940.71 8,940.71
4,623.000 REGIONS FINANCIAL CORP 7591EP100 NV5F10000202: RBIF-ALLBRN DOMEQIDX	7.3400 7.3400	34,282.98 34,282.98	33,932.82 33,932.82	0.03	-350.16 -350.16
1,085.000 REPUBLIC SERVICES INC 760759100 NV5F10000202: RBIF-ALLBRN DOMEQIDX	31.6200 31.6200	31,188.71 31,188.71	34,307.70 34,307.70	0.03	3,118.99 3,118.99
1,190.000 REYNOLDS AMERICAN INC 761713106 NV5F10000202: RBIF-ALLBRN DOMEQIDX	37.1100 37.1100	35,469.73 35,469.73	44,160.90 44,160.90	0.04	8,691.17 8,691.17
490.000 ROBERT HALF INTERNATIONAL INC 770323103 NV5F10000202: RBIF-ALLBRN DOMEQIDX	30.3300 30.3300	12,856.42 12,856.42	14,861.70 14,861.70	0.01	2,005.28 2,005.28
594.000 ROCKWELL AUTOMATION INC 773903109 NV5F10000202: RBIF-ALLBRN DOMEQIDX	87.1300 87.1300	37,733.99 37,733.99	51,755.22 51,755.22	0.05	14,021.23 14,021.23

BNY MELLON

Asset Detail - By Asset type


Base Currency : USD

TOTAL RBIF RET SYS - NV5G00000000

4/30/2011

Status : FINAL

Shares/Par Security ID Description Link Ref	Price Local/Base	Cost Local/Base	Market Value Local/Base	Percent Of Total	Net Unrealized Gain/Loss Local/Base
573.000 ROCKWELL COLLINS INC 774341101 NV5F10000202: RBIF-ALLBRN DOMEQIDX	63.1000	32,907.24	36,156.30	0.03	3,249.06
325.000 ROPER INDUSTRIES INC 776696106 NV5F10000202: RBIF-ALLBRN DOMEQIDX	86.4900	20,386.39	28,109.25	0.03	7,722.86
410.000 ROSS STORES INC 778296103 NV5F10000202: RBIF-ALLBRN DOMEQIDX	73.6900	22,238.53	30,212.90	0.03	7,974.37
428.000 ROWAN COS INC 779382100 NV5F10000202: RBIF-ALLBRN DOMEQIDX	41.7000	13,313.51	17,847.60	0.02	4,534.09
85.000 RYANAIR HOLDINGS PLC 783513104 ADR NV5F20000102: RBIF-ALLBRSTN INTLEQ	30.4800	2,557.44	2,590.80	0.00	33.36
171.000 RYDER SYSTEM INC 783549108 NV5F10000202: RBIF-ALLBRN DOMEQIDX	53.5000	7,852.10	9,148.50	0.01	1,296.40
1,020.000 SAIC INC 78390X101 NV5F10000202: RBIF-ALLBRN DOMEQIDX	17.4000	17,214.11	17,748.00	0.02	533.89
1,925.000 SLM CORP 78442P106 NV5F10000202: RBIF-ALLBRN DOMEQIDX	16.5900	25,373.83	31,935.75	0.03	6,561.92
1,292.000 SAFEWAY INC 786514208 NV5F10000202: RBIF-ALLBRN DOMEQIDX	24.3100	28,886.41	31,408.52	0.03	2,522.11
1,255.000 ST JUDE MEDICAL INC 790849103 NV5F10000202: RBIF-ALLBRN DOMEQIDX	53.4400	50,924.47	67,067.20	0.06	16,142.73

	Asset Detail - By Asset type	Report ID : IACS0005
BNY MELLON		Base Currency : USD
TOTAL RBIF RET SYS - NV5G00000000	4/30/2011	Status : FINAL

Shares/Par Security ID Description Link Ref	Price Local/Base	Cost Local/Base	Market Value Local/Base	Percent Of Total	Net Unrealized Gain/Loss Local/Base
446.000 SALESFORCE.COM INC 79466L302 NV5F10000202: RBIF-ALLBRN DOMEQIDX	138.6000 138.6000	45,033.00 45,033.00	61,815.60 61,815.60	0.06	16,782.60 16,782.60
845.000 SANDISK CORP 80004C101 NV5F10000202: RBIF-ALLBRN DOMEQIDX	49.1400 49.1400	32,234.05 32,234.05	41,523.30 41,523.30	0.04	9,289.25 9,289.25
2,306.000 SARA LEE CORP 803111103 NV5F10000202: RBIF-ALLBRN DOMEQIDX	19.2000 19.2000	34,194.40 34,194.40	44,275.20 44,275.20	0.04	10,080.80 10,080.80
372.000 SCANA CORP 80589M102 NV5F10000202: RBIF-ALLBRN DOMEQIDX	41.5200 41.5200	14,193.48 14,193.48	15,445.44 15,445.44	0.01	1,251.96 1,251.96
5,063.000 SCHLUMBERGER LTD 806857108 NV5F10000202: RBIF-ALLBRN DOMEQIDX	89.7500 89.7500	364,078.72 364,078.72	454,404.25 454,404.25	0.41	90,325.53 90,325.53
3,650.000 CHARLES SCHWAB CORP/THE 808513105 NV5F10000202: RBIF-ALLBRN DOMEQIDX	18.3100 18.3100	60,874.83 60,874.83	66,831.50 66,831.50	0.06	5,956.67 5,956.67
317.000 SCRIPPS NETWORKS INTERACTIVE I 811065101 NV5F10000202: RBIF-ALLBRN DOMEQIDX	51.4200 51.4200	14,074.09 14,074.09	16,300.14 16,300.14	0.01	2,226.05 2,226.05
523.000 SEALED AIR CORP 81211K100 NV5F10000202: RBIF-ALLBRN DOMEQIDX	25.7700 25.7700	11,864.77 11,864.77	13,477.71 13,477.71	0.01	1,612.94 1,612.94
141.000 SEARS HOLDINGS CORP 812350106 NV5F10000202: RBIF-ALLBRN DOMEQIDX	85.9700 85.9700	10,368.40 10,368.40	12,121.77 12,121.77	0.01	1,753.37 1,753.37
857.000 SEMPRA ENERGY 816851109 NV5F10000202: RBIF-ALLBRN DOMEQIDX	55.1000 55.1000	43,923.92 43,923.92	47,220.70 47,220.70	0.04	3,296.78 3,296.78

Asset Detail - By Asset type

BNY MELLON

TOTAL RBIF RET SYS - NV5G00000000

4/30/2011

Base Currency : USD

Status : FINAL

Shares/Par Security ID Description Link Ref	Price Local/Base	Cost Local/Base	Market Value Local/Base	Percent Of Total	Net Unrealized Gain/Loss Local/Base
306.000 SHERWIN-WILLIAMS CO/THE 824348106 NV5F10000202: RBIF-ALLBRN DOMEQIDX	82.2900	20,771.36	25,180.74	0.02	4,409.38
515.000 SIGMA-ALDRICH CORP 826552101 NV5F10000202: RBIF-ALLBRN DOMEQIDX	70.5800	30,694.90	36,348.70	0.03	5,653.80
1,143.000 SIMON PROPERTY GROUP INC 828806109 NV5F10000202: RBIF-ALLBRN DOMEQIDX	114.5400	103,795.59	130,919.22	0.12	27,123.63
507.000 JM SMUCKER CO/THE 832696405 NV5F10000202: RBIF-ALLBRN DOMEQIDX	75.0700	31,052.61	38,060.49	0.03	7,007.88
205.000 SNAP-ON INC 833034101 NV5F10000202: RBIF-ALLBRN DOMEQIDX	61.7700	9,906.66	12,662.85	0.01	2,756.19
3,098.000 SOUTHERN CO 842587107 NV5F10000202: RBIF-ALLBRN DOMEQIDX	39.0400	112,041.98	120,945.92	0.11	8,903.94
2,733.000 SOUTHWEST AIRLINES CO 844741108 NV5F10000202: RBIF-ALLBRN DOMEQIDX	11.7500	33,052.79	32,112.75	0.03	-940.04
1,233.000 SOUTHWESTERN ENERGY CO 845467109 NV5F10000202: RBIF-ALLBRN DOMEQIDX	43.8600	46,586.31	54,079.38	0.05	7,493.07
2,381.000 SPECTRA ENERGY CORP 847560109 NV5F10000202: RBIF-ALLBRN DOMEQIDX	29.0400	54,177.60	69,144.24	0.06	14,966.64
11,087.000 SPRINT NEXTEL CORP 852061100 NV5F10000202: RBIF-ALLBRN DOMEQIDX	5.1800	54,816.74	57,430.66	0.05	2,613.92

Asset Detail - By Asset type

Report ID : IACS0005

BNY MELLON

Base Currency : USD

TOTAL RBIF RET SYS - NV5G00000000

4/30/2011

Status : FINAL

Shares/Par Security ID Description Link Ref	Price Local/Base	Cost Local/Base	Market Value Local/Base	Percent Of Total	Net Unrealized Gain/Loss Local/Base
607.000 STANLEY BLACK & DECKER INC 854502101 NV5F10000202: RBIF-ALLBRN DOMEQIDX	72.6500 72.6500	34,899.77 34,899.77	44,098.55 44,098.55	0.04	9,198.78 9,198.78
2,639.000 STAPLES INC 855030102 NV5F10000202: RBIF-ALLBRN DOMEQIDX	21.1400 21.1400	55,068.70 55,068.70	55,788.46 55,788.46	0.05	719.76 719.76
2,754.000 STARBUCKS CORP 855244109 NV5F10000202: RBIF-ALLBRN DOMEQIDX	36.1900 36.1900	69,929.75 69,929.75	99,667.26 99,667.26	0.09	29,737.51 29,737.51
701.000 STARWOOD HOTELS & RESORTS WORL 85590A401 NV5F10000202: RBIF-ALLBRN DOMEQIDX	59.5700 59.5700	33,410.17 33,410.17	41,758.57 41,758.57	0.04	8,348.40 8,348.40
1,895.000 STATE STREET CORP 857477103 NV5F10000202: RBIF-ALLBRN DOMEQIDX	46.5500 46.5500	86,037.12 86,037.12	88,212.25 88,212.25	0.08	2,175.13 2,175.13
333.000 STERICYCLE INC 858912108 NV5F10000202: RBIF-ALLBRN DOMEQIDX	91.2800 91.2800	23,113.95 23,113.95	30,396.24 30,396.24	0.03	7,282.29 7,282.29
1,217.000 STRYKER CORP 863667101 NV5F10000202: RBIF-ALLBRN DOMEQIDX	59.0000 59.0000	63,410.04 63,410.04	71,803.00 71,803.00	0.06	8,392.96 8,392.96
402.000 SUNOCO INC 86764P109 NV5F10000202: RBIF-ALLBRN DOMEQIDX	42.6600 42.6600	15,511.83 15,511.83	17,149.32 17,149.32	0.02	1,637.49 1,637.49
1,990.000 SUNTRUST BANKS INC 867914103 NV5F10000202: RBIF-ALLBRN DOMEQIDX	28.1900 28.1900	56,553.46 56,553.46	56,098.10 56,098.10	0.05	-455.36 -455.36
722.000 SUPERVALU INC 868536103 NV5F10000202: RBIF-ALLBRN DOMEQIDX	11.2600 11.2600	9,546.91 9,546.91	8,129.72 8,129.72	0.01	-1,417.19 -1,417.19

Asset Detail - By Asset type

BNY MELLON

Base Currency : USD

TOTAL RBIF RET SYS - NV5G00000000

4/30/2011

Status : FINAL

Shares/Par Security ID Description Link Ref	Price Local/Base	Cost Local/Base	Market Value Local/Base	Percent Of Total	Net Unrealized Gain/Loss Local/Base
2,765.000 SYMANTEC CORP	19.6500	43,153.86	54,332.25		11,178.39
871503108 NV5F10000202: RBIF-ALLBRN DOMEQIDX	19.6500	43,153.86	54,332.25	0.05	11,178.39
2,131.000 SYSCO CORP	28.9100	61,167.07	61,607.21		440.14
871829107 NV5F10000202: RBIF-ALLBRN DOMEQIDX	28.9100	61,167.07	61,607.21	0.06	440.14
722.000 TECO ENERGY INC	19.2700	11,879.62	13,912.94		2,033.32
872375100 NV5F10000202: RBIF-ALLBRN DOMEQIDX	19.2700	11,879.62	13,912.94	0.01	2,033.32
1,505.000 TJX COS INC	53.6200	63,209.71	80,698.10		17,488.39
872540109 NV5F10000202: RBIF-ALLBRN DOMEQIDX	53.6200	63,209.71	80,698.10	0.07	17,488.39
2,616.000 TARGET CORP	49.1000	133,716.40	128,445.60		-5,270.80
87612E106 NV5F10000202: RBIF-ALLBRN DOMEQIDX	49.1000	133,716.40	128,445.60	0.12	-5,270.80
1,288.000 TELLABS INC	4.9200	8,092.85	6,336.96		-1,755.89
879664100 NV5F10000202: RBIF-ALLBRN DOMEQIDX	4.9200	8,092.85	6,336.96	0.01	-1,755.89
1,780.000 TENET HEALTHCARE CORP	6.9300	9,151.35	12,335.40		3,184.05
88033G100 NV5F10000202: RBIF-ALLBRN DOMEQIDX	6.9300	9,151.35	12,335.40	0.01	3,184.05
675.000 TERADATA CORP	55.9200	24,851.93	37,746.00		12,894.07
88076W103 NV5F10000202: RBIF-ALLBRN DOMEQIDX	55.9200	24,851.93	37,746.00	0.03	12,894.07
646.000 TERADYNE INC	16.1000	7,595.36	10,400.60		2,805.24
880770102 NV5F10000202: RBIF-ALLBRN DOMEQIDX	16.1000	7,595.36	10,400.60	0.01	2,805.24
486.000 TESORO CORP	27.1200	8,466.27	13,180.32		4,714.05
881609101 NV5F10000202: RBIF-ALLBRN DOMEQIDX	27.1200	8,466.27	13,180.32	0.01	4,714.05

Asset Detail - By Asset type

Report ID : IACS0005

BNY MELLON

Base Currency : USD

TOTAL RBIF RET SYS - NV5G00000000

4/30/2011

Status : FINAL

Shares/Par Security ID Description Link Ref	Price Local/Base	Cost Local/Base	Market Value Local/Base	Percent Of Total	Net Unrealized Gain/Loss Local/Base
4,345.000 TEXAS INSTRUMENTS INC 882508104 NV5F10000202: RBIF-ALLBRN DOMEQIDX	35.5300 35.5300	120,132.55 120,132.55	154,377.85 154,377.85	0.14	34,245.30 34,245.30
969.000 TEXTRON INC 883203101 NV5F10000202: RBIF-ALLBRN DOMEQIDX	26.1000 26.1000	24,747.34 24,747.34	25,290.90 25,290.90	0.02	543.56 543.56
1,487.000 THERMO FISHER SCIENTIFIC INC 883556102 NV5F10000202: RBIF-ALLBRN DOMEQIDX	59.9900 59.9900	74,655.82 74,655.82	89,205.13 89,205.13	0.08	14,549.31 14,549.31
2,634.000 3M CO 88579Y101 NV5F10000202: RBIF-ALLBRN DOMEQIDX	97.2100 97.2100	215,694.07 215,694.07	256,051.14 256,051.14	0.23	40,357.07 40,357.07
444.000 TIFFANY & CO 886547108 NV5F10000202: RBIF-ALLBRN DOMEQIDX	69.4400 69.4400	20,288.72 20,288.72	30,831.36 30,831.36	0.03	10,542.64 10,542.64
4,051.000 TIME WARNER INC 887317303 NV5F10000202: RBIF-ALLBRN DOMEQIDX	37.8600 37.8600	125,644.45 125,644.45	153,370.86 153,370.86	0.14	27,726.41 27,726.41
1,305.000 TIME WARNER CABLE INC 88732J207 NV5F10000202: RBIF-ALLBRN DOMEQIDX	78.1300 78.1300	72,432.14 72,432.14	101,959.65 101,959.65	0.09	29,527.51 29,527.51
278.000 TITANIUM METALS CORP 888339207 NV5F10000202: RBIF-ALLBRN DOMEQIDX	20.0300 20.0300	5,062.09 5,062.09	5,568.34 5,568.34	0.01	506.25 506.25
279.000 TORCHMARK CORP 891027104 NV5F10000202: RBIF-ALLBRN DOMEQIDX	66.9200 66.9200	15,506.33 15,506.33	18,670.68 18,670.68	0.02	3,164.35 3,164.35
548.000 TOTAL SYSTEM SERVICES INC 891906109 NV5F10000202: RBIF-ALLBRN DOMEQIDX	18.8500 18.8500	8,739.37 8,739.37	10,329.80 10,329.80	0.01	1,590.43 1,590.43

Asset Detail - By Asset type

BNY MELLON


TOTAL RBIF RET SYS - NV5G00000000

4/30/2011

Base Currency : USD

Status : FINAL

Shares/Par Security ID Description Link Ref	Price Local/Base	Cost Local/Base	Market Value Local/Base	Percent Of Total	Net Unrealized Gain/Loss Local/Base
1,623.000 TRAVELERS COS INC/THE 89417E109 NV5F10000202: RBIF-ALLBRN DOMEQIDX	63.2800 63.2800	82,443.10 82,443.10	102,703.44 102,703.44	0.09	20,260.34 20,260.34
1,060.000 TYSON FOODS INC 902494103 NV5F10000202: RBIF-ALLBRN DOMEQIDX	19.9000 19.9000	17,155.97 17,155.97	21,094.00 21,094.00	0.02	3,938.03 3,938.03
7,116.000 US BANCORP 902973304 NV5F10000202: RBIF-ALLBRN DOMEQIDX	25.8200 25.8200	177,304.72 177,304.72	183,735.12 183,735.12	0.17	6,430.40 6,430.40
1,839.000 UNION PACIFIC CORP 907818108 NV5F10000202: RBIF-ALLBRN DOMEQIDX	103.4700 103.4700	144,999.10 144,999.10	190,281.33 190,281.33	0.17	45,282.23 45,282.23
3,715.000 UNITED PARCEL SERVICE INC 911312106 NV5F10000202: RBIF-ALLBRN DOMEQIDX	74.9700 74.9700	246,022.06 246,022.06	278,513.55 278,513.55	0.25	32,491.49 32,491.49
493.000 UNITED STATES STEEL CORP 912909108 NV5F10000202: RBIF-ALLBRN DOMEQIDX	47.7100 47.7100	26,673.60 26,673.60	23,521.03 23,521.03	0.02	-3,152.57 -3,152.57
3,490.000 UNITED TECHNOLOGIES CORP 913017109 NV5F10000202: RBIF-ALLBRN DOMEQIDX	89.5800 89.5800	251,284.23 251,284.23	312,634.20 312,634.20	0.28	61,349.97 61,349.97
4,098.000 UNITEDHEALTH GROUP INC 91324P102 NV5F10000202: RBIF-ALLBRN DOMEQIDX	49.2300 49.2300	143,655.55 143,655.55	201,744.54 201,744.54	0.18	58,088.99 58,088.99
1,152.000 UNUM GROUP 91529Y106 NV5F10000202: RBIF-ALLBRN DOMEQIDX	26.4800 26.4800	26,055.59 26,055.59	30,504.96 30,504.96	0.03	4,449.37 4,449.37
419.000 URBAN OUTFITTERS INC 917047102 NV5F10000202: RBIF-ALLBRN DOMEQIDX	31.4600 31.4600	14,003.80 14,003.80	13,181.74 13,181.74	0.01	-822.06 -822.06

 BNY MELLON TOTAL RBIF RET SYS - NV5G00000000	Asset Detail - By Asset type		Report ID : IACS0005	
	4/30/2011		Base Currency : USD	
			Status : FINAL	

Shares/Par Security ID Description Link Ref	Price Local/Base	Cost Local/Base	Market Value Local/Base	Percent Of Total	Net Unrealized Gain/Loss Local/Base
336.000 VF CORP 918204108 NV5F10000202: RBIF-ALLBRN DOMEQIDX	100.5600 100.5600	26,924.72 26,924.72	33,788.16 33,788.16	0.03	6,863.44 6,863.44
2,108.000 VALERO ENERGY CORP 91913Y100 NV5F10000202: RBIF-ALLBRN DOMEQIDX	28.3000 28.3000	49,206.27 49,206.27	59,656.40 59,656.40	0.05	10,450.13 10,450.13
418.000 VARIAN MEDICAL SYSTEMS INC 92220P105 NV5F10000202: RBIF-ALLBRN DOMEQIDX	70.2000 70.2000	23,638.17 23,638.17	29,343.60 29,343.60	0.03	5,705.43 5,705.43
569.000 VENTAS INC 92276F100 NV5F10000202: RBIF-ALLBRN DOMEQIDX	55.9300 55.9300	25,885.32 25,885.32	31,824.17 31,824.17	0.03	5,938.85 5,938.85
579.000 VERISIGN INC 92343E102 NV5F10000202: RBIF-ALLBRN DOMEQIDX	36.9600 36.9600	17,319.27 17,319.27	21,399.84 21,399.84	0.02	4,080.57 4,080.57
10,458.000 VERIZON COMMUNICATIONS INC 92343V104 NV5F10000202: RBIF-ALLBRN DOMEQIDX	37.7800 37.7800	335,012.81 335,012.81	395,103.24 395,103.24	0.36	60,090.43 60,090.43
2,197.000 VIACOM INC 92553P201 NV5F10000202: RBIF-ALLBRN DOMEQIDX	51.1600 51.1600	77,706.44 77,706.44	112,398.52 112,398.52	0.10	34,692.08 34,692.08
1,809.000 VISA INC 92826C839 NV5F10000202: RBIF-ALLBRN DOMEQIDX	78.1200 78.1200	137,663.04 137,663.04	141,319.08 141,319.08	0.13	3,656.04 3,656.04
671.000 VORNADO REALTY TRUST 929042109 NV5F10000202: RBIF-ALLBRN DOMEQIDX	96.6800 96.6800	55,689.05 55,689.05	64,872.28 64,872.28	0.06	9,183.23 9,183.23
446.000 VULCAN MATERIALS CO 929160109 NV5F10000202: RBIF-ALLBRN DOMEQIDX	45.2000 45.2000	20,635.50 20,635.50	20,159.20 20,159.20	0.02	-476.30 -476.30

Asset Detail - By Asset type

BNY MELLON


TOTAL RBIF RET SYS - NV5G00000000

4/30/2011

Base Currency : USD

Status : FINAL

Shares/Par Security ID Description Link Ref	Price Local/Base	Cost Local/Base	Market Value Local/Base	Percent Of Total	Net Unrealized Gain/Loss Local/Base
7,251.000 WAL-MART STORES INC 931142103 NV5F10000202: RBIF-ALLBRN DOMEQIDX	54.9800	379,804.50	398,659.98		18,855.48
	54.9800	379,804.50	398,659.98	0.36	18,855.48
3,456.000 WALGREEN CO 931422109 NV5F10000202: RBIF-ALLBRN DOMEQIDX	42.7200	116,049.62	147,640.32		31,590.70
	42.7200	116,049.62	147,640.32	0.13	31,590.70
36.000 WASHINGTON POST CO/THE 939640108 NV5F10000202: RBIF-ALLBRN DOMEQIDX	435.9000	15,788.54	15,692.40		-96.14
	435.9000	15,788.54	15,692.40	0.01	-96.14
1,760.000 WASTE MANAGEMENT INC 94106L109 NV5F10000202: RBIF-ALLBRN DOMEQIDX	39.4600	60,388.11	69,449.60		9,061.49
	39.4600	60,388.11	69,449.60	0.06	9,061.49
320.000 WATERS CORP 941848103 NV5F10000202: RBIF-ALLBRN DOMEQIDX	98.0000	21,580.09	31,360.00		9,779.91
	98.0000	21,580.09	31,360.00	0.03	9,779.91
432.000 WATSON PHARMACEUTICALS INC 942683103 NV5F10000202: RBIF-ALLBRN DOMEQIDX	62.0200	18,612.52	26,792.64		8,180.12
	62.0200	18,612.52	26,792.64	0.02	8,180.12
1,439.000 WELLPOINT INC 94973V107 NV5F10000202: RBIF-ALLBRN DOMEQIDX	76.7900	81,440.79	110,500.81		29,060.02
	76.7900	81,440.79	110,500.81	0.10	29,060.02
19,505.000 WELLS FARGO & CO 949746101 NV5F10000202: RBIF-ALLBRN DOMEQIDX	29.1100	570,295.25	567,790.55		-2,504.70
	29.1100	570,295.25	567,790.55	0.51	-2,504.70
810.000 WESTERN DIGITAL CORP 958102105 NV5F10000202: RBIF-ALLBRN DOMEQIDX	39.8000	23,722.90	32,238.00		8,515.10
	39.8000	23,722.90	32,238.00	0.03	8,515.10
2,373.000 WESTERN UNION CO/THE 959802109 NV5F10000202: RBIF-ALLBRN DOMEQIDX	21.2500	43,875.09	50,426.25		6,551.16
	21.2500	43,875.09	50,426.25	0.05	6,551.16

	Asset Detail - By Asset type	Report ID : IACS0005
BNY MELLON		Base Currency : USD
TOTAL RBIF RET SYS - NV5G00000000	4/30/2011	Status : FINAL

Shares/Par Security ID Description Link Ref	Price Local/Base	Cost Local/Base	Market Value Local/Base	Percent Of Total	Net Unrealized Gain/Loss Local/Base
1,971.000 WEYERHAEUSER CO 962166104 NV5F10000202: RBIF-ALLBRN DOMEQIDX	23.0100 23.0100	42,196.82 42,196.82	45,352.71 45,352.71	0.04	3,155.89 3,155.89
273.000 WHIRLPOOL CORP 963320106 NV5F10000202: RBIF-ALLBRN DOMEQIDX	86.1800 86.1800	21,579.29 21,579.29	23,527.14 23,527.14	0.02	1,947.85 1,947.85
512.000 WHOLE FOODS MARKET INC 966837106 NV5F10000202: RBIF-ALLBRN DOMEQIDX	62.7600 62.7600	20,264.91 20,264.91	32,133.12 32,133.12	0.03	11,868.21 11,868.21
2,173.000 WILLIAMS COS INC/THE 969457100 NV5F10000202: RBIF-ALLBRN DOMEQIDX	33.1700 33.1700	51,253.77 51,253.77	72,078.41 72,078.41	0.07	20,824.64 20,824.64
1,871.000 WINDSTREAM CORP 97381W104 NV5F10000202: RBIF-ALLBRN DOMEQIDX	12.8100 12.8100	22,160.75 22,160.75	23,967.51 23,967.51	0.02	1,806.76 1,806.76
802.000 WISCONSIN ENERGY CORP 976657106 NV5F10000202: RBIF-ALLBRN DOMEQIDX	31.2100 31.2100	21,266.79 21,266.79	25,030.42 25,030.42	0.02	3,763.63 3,763.63
593.000 WYNDHAM WORLDWIDE CORP 98310W108 NV5F10000202: RBIF-ALLBRN DOMEQIDX	34.6100 34.6100	14,329.54 14,329.54	20,523.73 20,523.73	0.02	6,194.19 6,194.19
271.000 WYNN RESORTS LTD 983134107 NV5F10000202: RBIF-ALLBRN DOMEQIDX	147.1500 147.1500	22,728.24 22,728.24	39,877.65 39,877.65	0.04	17,149.41 17,149.41
1,794.000 XCEL ENERGY INC 98389B100 NV5F10000202: RBIF-ALLBRN DOMEQIDX	24.3300 24.3300	39,725.19 39,725.19	43,648.02 43,648.02	0.04	3,922.83 3,922.83
934.000 XILINX INC 983919101 NV5F10000202: RBIF-ALLBRN DOMEQIDX	34.8600 34.8600	25,331.65 25,331.65	32,559.24 32,559.24	0.03	7,227.59 7,227.59

Asset Detail - By Asset type

BNY MELLON


TOTAL RBIF RET SYS - NV5G00000000

4/30/2011

Base Currency : USD

Status : FINAL

Shares/Par Security ID Description Link Ref	Price Local/Base	Cost Local/Base	Market Value Local/Base	Percent Of Total	Net Unrealized Gain/Loss Local/Base
5,166.000 XEROX CORP	10.0900	51,989.53	52,124.94		135.41
984121103 NV5F10000202: RBIF-ALLBRN DOMEQIDX	10.0900	51,989.53	52,124.94	0.05	135.41
4,817.000 YAHOO! INC	17.7500	75,637.62	85,501.75		9,864.13
984332106 NV5F10000202: RBIF-ALLBRN DOMEQIDX	17.7500	75,637.62	85,501.75	0.08	9,864.13
1,777.000 YUM! BRANDS INC	53.6400	76,757.53	95,318.28		18,560.75
988498101 NV5F10000202: RBIF-ALLBRN DOMEQIDX	53.6400	76,757.53	95,318.28	0.09	18,560.75
683.000 ZIMMER HOLDINGS INC	65.2500	37,741.71	44,565.75		6,824.04
98956P102 NV5F10000202: RBIF-ALLBRN DOMEQIDX	65.2500	37,741.71	44,565.75	0.04	6,824.04
640.000 ZIONS BANCORPORATION	24.4500	15,035.01	15,648.00		612.99
989701107 NV5F10000202: RBIF-ALLBRN DOMEQIDX	24.4500	15,035.01	15,648.00	0.01	612.99
TOTAL U.S. DOLLAR EQUITY			39,565,835.53	46,156,824.00	6,590,988.47
			39,565,835.53	46,156,824.00	41.75
TOTAL ASSETS EQUITY			58,877,781.93	66,916,467.93	8,038,686.00
FIXED INCOME SECURITIES					
AUSTRALIAN DOLLAR					
33,000.000 AUSTRALIA(CMNWLTH) BDS	103.4960	34,399.16	34,153.68		-245.48
AAB01GVV7 6.000% 15-FEB-2017	113.2608	32,030.14	37,376.08	0.03	5,345.94
NV5F40000102: RBIF-P&R INTL BD IDX					
13,000.000 AUSTRALIA (COMMONWEALTH OF)	103.3240	13,430.95	13,432.12		1.17
AAB3BXVY7 6.250% 15-JUN-2014 AUD	113.0726	13,447.74	14,699.44	0.01	1,251.70
NV5F40000102: RBIF-P&R INTL BD IDX					
7,000.000 AUSTRALIA GOVERNMENT BOND	93.5690	6,602.96	6,549.83		-53.13
AAB4KTTW1 4.500% 04/15/2020 DD 04/15/09	102.3972	6,482.03	7,167.81	0.01	685.78
NV5F40000102: RBIF-P&R INTL BD IDX					

	Asset Detail - By Asset type	Report ID : IACS0005
BNY MELLON		Base Currency : USD
TOTAL RBIF RET SYS - NV5G00000000	4/30/2011	Status : FINAL

Shares/Par Security ID Description Link Ref	Price Local/Base	Cost Local/Base	Market Value Local/Base	Percent Of Total	Net Unrealized Gain/Loss Local/Base
TOTAL AUSTRALIAN DOLLAR FIXED INCOME SECURITIES		54,433.07	54,135.63		-297.44
		51,959.91	59,243.33	0.05	7,283.42
BRITISH POUND STERLING					
25,718.000 UNITED KINGDOM (GOVT OF) EXB0V3WX4 4.000% TREAS GILT 07-SEPT-2016 NV5F40000102: RBIF-P&R INTL BD IDX	107.3040 178.9777	27,363.66 44,317.03	27,596.44 46,029.48	0.04	232.78 1,712.45
22,502.000 TREASURY EXB00NY12 4.750% 07-DEC-2038 NV5F40000102: RBIF-P&R INTL BD IDX	109.4900 182.6238	24,547.56 38,857.64	24,637.44 41,094.02	0.04	89.88 2,236.38
29,000.000 UK TREASURY EXB058DQ8 4.750% 07-MAR-2020 NV5F40000102: RBIF-P&R INTL BD IDX	110.3400 184.0416	32,687.59 51,773.13	31,998.60 53,372.06	0.05	-688.99 1,598.93
15,574.000 UNITED KINGDOM (GOVERNMENT OF) EXB1VWPC2 5.000% 07-MAR-2018 GBP1000'WI' NV5F40000102: RBIF-P&R INTL BD IDX	112.7960 188.1381	17,515.28 27,780.83	17,566.85 29,300.63	0.03	51.57 1,519.80
11,130.000 UNITED KINGDOM (GOVERNMENT OF) EXB128DP1 4.250% 07-DEC-2046 GBP100 NV5F40000102: RBIF-P&R INTL BD IDX	102.0570 170.2260	11,119.11 17,454.34	11,358.94 18,946.14	0.02	239.83 1,491.80
26,530.000 UNITED KINGDOM (GOVERNMENT OF) EXB29WRG4 4.500% 07-MAR-2013 GBP NV5F40000102: RBIF-P&R INTL BD IDX	106.1800 177.1029	28,345.85 44,915.79	28,169.55 46,985.40	0.04	-176.30 2,069.61
29,400.000 UNITED KINGDOM GILT EXB3KJDS7 4.250% 09/09/2039 NV5F40000102: RBIF-P&R INTL BD IDX	101.2170 168.8249	29,512.20 46,987.35	29,757.80 49,634.52	0.04	245.60 2,647.17
2,710.000 UNITED KINGDOM(GOVERNMENT OF) EXB39R3F1 4.500% 07-MAR-2019 NV5F40000102: RBIF-P&R INTL BD IDX	108.9440 181.7131	2,933.36 4,439.34	2,952.38 4,924.42	0.00	19.02 485.08
15,000.000 TSY 3 3/4% 2019 EXB4YRFP6 3.750% 09/07/2019 DD 07/08/09 NV5F40000102: RBIF-P&R INTL BD IDX	103.1110 171.9840	15,395.11 23,853.52	15,466.65 25,797.60	0.02	71.54 1,944.08

Asset Detail - By Asset type

BNY MELLON


TOTAL RBIF RET SYS - NV5G00000000

4/30/2011

Base Currency : USD

Status : FINAL

Shares/Par Security ID Description Link Ref	Price Local/Base	Cost Local/Base	Market Value Local/Base	Percent Of Total	Net Unrealized Gain/Loss Local/Base
27,627.000 UK TREASURY STK EX0240419 6.000% 07-DEC-2028 NV5F40000102: RBIF-P&R INTL BD IDX	124.8300 208.2102	34,283.84 56,241.78	34,486.78 57,522.22	0.05	202.94 1,280.44
592.000 UK TREASURY EX0893118 8.750% 25/08/2017 NV5F40000102: RBIF-P&R INTL BD IDX	135.3590 225.7720	785.59 1,474.62	801.33 1,336.58	0.00	15.74 -138.04
28,924.000 TREASURY STK EX3182956 5.000% 07-SEPT-2014 NV5F40000102: RBIF-P&R INTL BD IDX	110.2540 183.8982	31,680.68 52,406.94	31,889.87 53,190.71	0.05	209.19 783.77
21,046.000 TREASURY STK GBP1 EX3245233 4.250% 07-MAR-2036 NV5F40000102: RBIF-P&R INTL BD IDX	100.7970 168.1244	21,013.94 34,925.67	21,213.74 35,383.46	0.03	199.80 457.79
TOTAL BRITISH POUND STERLING FIXED INCOME SECURITIES		277,183.77 445,427.98	277,896.37 463,517.24	0.42	712.60 18,089.26
CANADIAN DOLLAR					
12,000.000 GOVERNMENT OF CANADA NCB0225F3 5.000% 01-JUN-2037 SER XW98 NV5F40000102: RBIF-P&R INTL BD IDX	120.9420 127.4617	14,823.96 14,352.09	14,513.04 15,295.40	0.01	-310.92 943.31
20,000.000 GOVERNMENT OF CANADA NCB05HX09 4.500% 01-JUN-2015 SER XX71 NV5F40000102: RBIF-P&R INTL BD IDX	108.3210 114.1603	21,963.90 21,261.81	21,664.20 22,832.06	0.02	-299.70 1,570.25
3,000.000 GOVERNMENT OF CANADA NCB39VLH4 4.000% 01-JUN-2041 SER YQ12 NV5F40000102: RBIF-P&R INTL BD IDX	105.6000 111.2926	3,174.81 3,257.72	3,168.00 3,338.78	0.00	-6.81 81.06
26,000.000 GOVERNMENT OF CANADA NC2174299 8.000% 01-JUN-2023 SER A55 NV5F40000102: RBIF-P&R INTL BD IDX	145.3540 153.1897	38,273.65 37,122.35	37,792.04 39,829.31	0.04	-481.61 2,706.96
8,000.000 GOVERNMENT OF CANADA NC2703147 5.750% 01-JUN-2033 SER XG49 NV5F40000102: RBIF-P&R INTL BD IDX	130.3610 137.3884	10,321.01 10,170.27	10,428.88 10,991.07	0.01	107.87 820.80

 BNY MELLON TOTAL RBIF RET SYS - NV5G00000000	Asset Detail - By Asset type 4/30/2011	Report ID : IACS0005 Base Currency : USD Status : FINAL
---	---	--

Shares/Par Security ID Description Link Ref	Price Local/Base	Cost Local/Base	Market Value Local/Base	Percent Of Total	Net Unrealized Gain/Loss Local/Base
1,000.000 GOVERNMENT OF CANADA NC2814886 5.250% 01-JUN-2012 NV5F40000102: RBIF-P&R INTL BD IDX	104.0930 109.7044	1,068.44 1,055.45	1,040.93 1,097.04	0.00	-27.51 41.59
28,000.000 GOVERNMENT OF CANADA NC8943457 3.500% 01-JUN-2013 SER YN80 NV5F40000102: RBIF-P&R INTL BD IDX	103.4680 109.0457	29,285.60 28,391.78	28,971.04 30,532.79	0.03	-314.56 2,141.01
10,000.000 GOVERNMENT OF CANADA NC9055434 2.000% 01-DEC-2014 SER YU24 NV5F40000102: RBIF-P&R INTL BD IDX	99.1740 104.5202	9,815.80 9,437.69	9,917.40 10,452.02	0.01	101.60 1,014.33
20,000.000 GOVERNMENT OF CANADA NC9205112 2.000% 01-JUN-2016 SER ZL16 NV5F40000102: RBIF-P&R INTL BD IDX	97.0600 102.2923	19,412.00 20,440.14	19,412.00 20,458.45	0.02	0.00 18.31
17,000.000 GOVERNMENT OF CANADA NC9211466 2.000% 01-MAR-2014 SER ZN71 NV5F40000102: RBIF-P&R INTL BD IDX	99.8890 105.2738	16,926.90 17,057.39	16,981.13 17,896.54	0.02	54.23 839.15
TOTAL CANADIAN DOLLAR FIXED INCOME SECURITIES		165,066.07 162,546.69	163,888.66 172,723.46	0.16	-1,177.41 10,176.77
DANISH KRONE					
38,500.000 DENMARK(KINGDOM OF) SDB3FNDZ7 4.500% 15-NOV-2039 DKK NV5F40000102: RBIF-P&R INTL BD IDX	114.3169 22.7422	46,154.87 8,432.17	44,012.01 8,755.73	0.01	-2,142.86 323.56
34,497.000 DENMARK KINGDOM BDS SD4246551 7.000% 10-NOV-2024 NV5F40000102: RBIF-P&R INTL BD IDX	136.4948 27.1542	48,453.43 8,850.45	47,086.61 9,367.39	0.01	-1,366.82 516.94
47,196.000 DENMARK (KINGDOM OF) SD7335344 5.000% BDS 15-NOV-2013 DKK1 NV5F40000102: RBIF-P&R INTL BD IDX	107.2428 21.3348	51,603.45 9,424.85	50,614.31 10,069.19	0.01	-989.14 644.34
90,000.000 DENMARK(KINGDOM) BDS SD7790837 4.000% 15-NOV-2015 NV5F40000102: RBIF-P&R INTL BD IDX	105.5560 20.9993	96,102.00 17,739.83	95,000.40 18,899.35	0.02	-1,101.60 1,159.52

Asset Detail - By Asset type

BNY MELLON


TOTAL RBIF RET SYS - NV5G00000000

4/30/2011

Base Currency : USD

Status : FINAL

Shares/Par Security ID Description Link Ref	Price Local/Base	Cost Local/Base	Market Value Local/Base	Percent Of Total	Net Unrealized Gain/Loss Local/Base
TOTAL DANISH KRONE FIXED INCOME SECURITIES		242,313.75	236,713.33		-5,600.42
		44,447.30	47,091.66	0.04	2,644.36
EURO CURRENCY UNIT					
13,000.000 AUSTRIA (REPUBLIC OF) EAB06Y4Q0 3.900% 15-JUL-2020 EUR1000 NV5F40000102: RBIF-P&R INTL BD IDX	102.7500 152.4399	13,992.31 19,214.10	13,357.50 19,817.19	0.02	-634.81 603.09
2,000.000 AUSTRIA(REPUBLIC OF) EAB1N0ZF3 4.150% 15-MAR-2037 EUR1000 NV5F40000102: RBIF-P&R INTL BD IDX	100.2070 148.6671	2,030.79 2,813.03	2,004.14 2,973.34	0.00	-26.65 160.31
9,000.000 AUSTRIA (REPUBLIC OF) EAB2NHQ31 4.350% 15-MAR-2019 EUR1000 NV5F40000102: RBIF-P&R INTL BD IDX	106.2330 157.6073	9,806.40 13,262.82	9,560.97 14,184.66	0.01	-245.43 921.84
9,000.000 AUSTRIA (REPUBLIC OF) REGS EAB27XRJ8 4.300% 15-SEPT-2017 EUR1000 NV5F40000102: RBIF-P&R INTL BD IDX	105.8080 156.9767	9,646.61 13,136.13	9,522.72 14,127.91	0.01	-123.89 991.78
3,000.000 AUSTRIA (REP OF) BDS SER 97 6 EA5293637 6.250% 15-JUL-2027 NV5F40000102: RBIF-P&R INTL BD IDX	126.9560 188.3519	3,848.97 5,316.20	3,808.68 5,650.56	0.01	-40.29 334.36
18,000.000 AUSTRIA (REP OF) EA7538054 4.650% BDS 15-JAN-2018 NV5F40000102: RBIF-P&R INTL BD IDX	108.0260 160.2674	20,026.05 26,570.29	19,444.68 28,848.13	0.03	-581.37 2,277.84
15,000.000 AUSTRIA (REPUBLIC OF) EA7742540 3.800% 20-OCT-2013 EUR NV5F40000102: RBIF-P&R INTL BD IDX	103.8700 154.1015	15,755.10 21,354.46	15,580.50 23,115.23	0.02	-174.60 1,760.77
25,201.000 BELGIUM (KINGDOM OF) EBB1WF710 4.000% 28-MAR-2013 NV5F40000102: RBIF-P&R INTL BD IDX	102.9800 152.7811	26,712.37 36,402.56	25,951.99 38,502.37	0.03	-760.38 2,099.81
33,677.000 BELGIUM (KINGDOM OF) BDS EBB2NX3N5 4.000% 28-MAR-2018 EUR NV5F40000102: RBIF-P&R INTL BD IDX	100.6730 149.3585	35,442.04 48,023.72	33,903.65 50,299.46	0.05	-1,538.39 2,275.74

 BNY MELLON TOTAL RBIF RET SYS - NV5G00000000	Asset Detail - By Asset type		Report ID : IACS0005	
	4/30/2011		Base Currency : USD	
			Status : FINAL	

Shares/Par Security ID Description Link Ref	Price Local/Base	Cost Local/Base	Market Value Local/Base	Percent Of Total	Net Unrealized Gain/Loss Local/Base
2,800.000 BELGIUM KINGDOM EBB60W840 4.250% 03/28/2041 NV5F40000102: RBIF-P&R INTL BD IDX	92.0710 136.5965	2,643.48 3,651.17	2,577.99 3,824.71	0.00	-65.49 173.54
8,400.000 BELGIUM (KINGDOM OF) BDS EB5423596 5.500% 28-MAR-2028 EUR5000 NV5F40000102: RBIF-P&R INTL BD IDX	110.2910 163.6277	9,367.09 12,937.82	9,264.44 13,744.72	0.01	-102.65 806.90
24,004.000 BELGIUM (KINGDOM OF) BDS EB7293674 5.000% 28-SEPT-2012 EUR1000 NV5F40000102: RBIF-P&R INTL BD IDX	103.9560 154.2291	25,945.15 35,500.75	24,953.60 37,021.16	0.03	-991.55 1,520.41
36,117.000 BELGIUM (KINGDOM OF) BDS EB7376412 5.500% 28-SEPT-2017 NV5F40000102: RBIF-P&R INTL BD IDX	109.4050 162.3133	41,202.01 56,192.88	39,513.80 58,622.67	0.05	-1,688.21 2,429.79
1,906.000 BELGIUM (KINGDOM OF) BDS EB7538524 4.250% BDS 28-SEPT-13 EUR0.01 NV5F40000102: RBIF-P&R INTL BD IDX	103.7750 153.9606	2,008.80 2,786.20	1,977.95 2,934.49	0.00	-30.85 148.29
22,527.000 GERMANY(FED REP)BDS EDB0S5YP2 3.500% 04-JAN-2016 EUR0.01 NV5F40000102: RBIF-P&R INTL BD IDX	104.2300 154.6356	23,759.35 32,407.50	23,479.89 34,834.76	0.03	-279.46 2,427.26
12,818.000 GERMANY (FEDERAL REPUBLIC) EDB04FJB4 3.750% 04-JAN-2015 EUR0.01(04) NV5F40000102: RBIF-P&R INTL BD IDX	105.0690 155.8804	13,732.98 18,505.51	13,467.74 19,980.74	0.02	-265.24 1,475.23
32,535.000 GERMANY FED REP BDS EDB05Q870 4.000% 04-JAN-2037 NV5F40000102: RBIF-P&R INTL BD IDX	103.7220 153.8820	35,518.64 48,258.47	33,745.95 50,065.49	0.05	-1,772.69 1,807.02
67,000.000 GERMANY (FEDERAL REPUBLIC) EDB3DD9P3 4.000% 11-OCT-2013 EUR NV5F40000102: RBIF-P&R INTL BD IDX	104.8880 155.6118	72,475.06 100,064.46	70,274.96 104,259.93	0.09	-2,200.10 4,195.47
34,000.000 BUNDESSCHATZANWEISUNGEN EDB3MHJG3 1.000% 12/14/2012 NV5F40000102: RBIF-P&R INTL BD IDX	98.8970 146.7236	33,753.87 46,362.13	33,624.98 49,886.02	0.05	-128.89 3,523.89

Asset Detail - By Asset type

BNY MELLON


Base Currency : USD

TOTAL RBIF RET SYS - NV5G0000000

4/30/2011

Status : FINAL

Shares/Par Security ID Description Link Ref	Price Local/Base	Cost Local/Base	Market Value Local/Base	Percent Of Total	Net Unrealized Gain/Loss Local/Base
22,000.000 BUNDESREPUB DEUTSCHLAND EDB3TKJ79 3.000% 07/04/2020 DD 04/30/10 NV5F40000102: RBIF-P&R INTL BD IDX	98.6610 146.3735	22,704.85 29,252.89	21,705.42 32,202.16	0.03	-999.43 2,949.27
10,000.000 BUNDESREPUBLIK DEUTSCHLAND EDB40Z1F6 2.500% 01/04/2021 NV5F40000102: RBIF-P&R INTL BD IDX	94.2410 139.8159	9,369.55 13,174.11	9,424.10 13,981.59	0.01	54.55 807.48
74,000.000 BUNDES OBLIGATION EDB413NP0 1.750% 10/09/2015 NV5F40000102: RBIF-P&R INTL BD IDX	97.0050 143.9166	74,060.83 101,114.99	71,783.70 106,498.30	0.10	-2,277.13 5,383.31
4,000.000 BUNDESREPUB. DEUTSCHLAND EDB59K696 3.250% 01/04/2020 DD 11/13/09 NV5F40000102: RBIF-P&R INTL BD IDX	100.9700 149.7991	4,245.62 5,598.95	4,038.80 5,991.96	0.01	-206.82 393.01
21,000.000 BUNDESREPUB. DEUTSCHLAND EDB59NMD3 2.250% 09/04/2020 NV5F40000102: RBIF-P&R INTL BD IDX	92.6600 137.4704	20,436.38 27,983.35	19,458.60 28,868.78	0.03	-977.78 885.43
243.000 GERMANY (FED REP) BDS ED4644917 5.500% 04-JAN-2031 NV5F40000102: RBIF-P&R INTL BD IDX	123.6590 183.4605	274.81 408.48	300.49 445.81	0.00	25.68 37.33
28,093.000 GERMANY (FED REP) BDS ED5286601 6.500% 04-JUL-2027 EUR1000 NV5F40000102: RBIF-P&R INTL BD IDX	133.9270 198.6941	38,749.50 52,528.20	37,624.11 55,819.13	0.05	-1,125.39 3,290.93
5,770.000 GERMANY (FED REP) TSY BDS ED7394668 5.000% 04-JUL-2012 NV5F40000102: RBIF-P&R INTL BD IDX	103.9360 154.1995	6,247.08 8,528.03	5,997.11 8,897.31	0.01	-249.97 369.28
9,359.000 GERMANY (FED REP) BDS EUR0.01 ED7532432 4.500% 04-JAN-2013 NV5F40000102: RBIF-P&R INTL BD IDX	104.6200 155.2142	10,007.53 13,723.52	9,791.39 14,526.51	0.01	-216.14 802.99
18,995.000 GERMANY FED REP ED7540500 4.750% BDS 04-JUL-2034 NV5F40000102: RBIF-P&R INTL BD IDX	114.6000 170.0206	22,275.67 30,310.26	21,768.27 32,295.41	0.03	-507.40 1,985.15

 BNY MELLON TOTAL RBIF RET SYS - NV5G00000000	Asset Detail - By Asset type			Report ID : IACS0005
	4/30/2011	Base Currency : USD		
		Status : FINAL		

Shares/Par Security ID Description Link Ref	Price Local/Base	Cost Local/Base	Market Value Local/Base	Percent Of Total	Net Unrealized Gain/Loss Local/Base
25,000.000 BUNDESobligation ED9RR0UJ6 2.000% 02/26/2016 NV5F40000102: RBIF-P&R INTL BD IDX	97.1500 144.1317	24,193.50 34,882.19	24,287.50 36,032.94	0.03	94.00 1,150.75
7,000.000 SPAIN (KINGDOM OF) EEB1N9FN1 3.900% 31-OCT-2012 EUR1000 NV5F40000102: RBIF-P&R INTL BD IDX	101.2680 150.2412	7,222.39 9,298.35	7,088.76 10,516.88	0.01	-133.63 1,218.53
15,000.000 SPAIN (KINGDOM OF) BDS EEB1YXPP0 4.900% 30-JUL-2040 EUR1000 NV5F40000102: RBIF-P&R INTL BD IDX	85.3850 126.6772	14,608.52 19,209.59	12,807.75 19,001.58	0.02	-1,800.77 -208.01
31,000.000 SPAIN(KINGDOM OF) EEB2PNKT7 4.100% 30-JUL-2018 EUR1000 NV5F40000102: RBIF-P&R INTL BD IDX	95.1400 141.1497	31,403.45 42,879.91	29,493.40 43,756.41	0.04	-1,910.05 876.50
16,000.000 BONOS Y OBLIG DEL ESTADO EEB3M35Z5 4.650% 07/30/2025 DD 02/24/10 NV5F40000102: RBIF-P&R INTL BD IDX	89.2710 132.4425	14,391.09 19,861.01	14,283.36 21,190.79	0.02	-107.73 1,329.78
5,000.000 SPAIN GOVERNMENT BOND EEB3T9JJ6 5.500% 04/30/2021 NV5F40000102: RBIF-P&R INTL BD IDX	101.5900 150.7189	5,059.85 6,988.66	5,079.50 7,535.95	0.01	19.65 547.29
18,000.000 BONOS Y OBLIG DEL ESTADO EEB4W29B3 2.300% 04/30/2013 DD 10/06/09 NV5F40000102: RBIF-P&R INTL BD IDX	98.1010 145.5426	17,611.74 24,145.70	17,658.18 26,197.68	0.02	46.44 2,051.98
14,800.000 SPAIN (GOVT OF) BDS EE5420141 6.000% 31-JAN-2029 EUR10000 NV5F40000102: RBIF-P&R INTL BD IDX	101.7350 150.9340	16,786.27 22,029.21	15,056.78 22,338.24	0.02	-1,729.49 309.03
2,000.000 SPAIN (GOVT OF) BDS EE7040582 5.750% 30-JUL-2032 NV5F40000102: RBIF-P&R INTL BD IDX	98.5600 146.2236	2,310.32 2,917.24	1,971.20 2,924.47	0.00	-339.12 7.23
41,000.000 SPAIN (KINGDOM OF) BDS EE7334894 5.500% BDS 30-JUL-2017 EUR1000 NV5F40000102: RBIF-P&R INTL BD IDX	103.7980 153.9947	45,043.74 60,982.99	42,557.18 63,137.83	0.06	-2,486.56 2,154.84

Asset Detail - By Asset type

BNY MELLON


TOTAL RBIF RET SYS - NV5G00000000

4/30/2011

Base Currency : USD

Status : FINAL

Shares/Par Security ID Description Link Ref	Price Local/Base	Cost Local/Base	Market Value Local/Base	Percent Of Total	Net Unrealized Gain/Loss Local/Base
8,000.000 BONOS Y OBLIG DEL ESTADO EE9RR0875 2.500% 10/31/2013 NV5F40000102: RBIF-P&R INTL BD IDX	97.4925 144.6399	7,820.72 11,098.38	7,799.40 11,571.19	0.01	-21.32 472.81
14,500.000 FRANCE (GOVT OF) EFB08HF82 3.750% 25-APR-2021 EUR1 NV5F40000102: RBIF-P&R INTL BD IDX	101.3420 150.3510	15,084.77 20,127.20	14,694.59 21,800.89	0.02	-390.18 1,673.69
12,570.000 FRANCE (GOVT OF) EFB1DZ981 4.000% 25-OCT-2038 EUR1 NV5F40000102: RBIF-P&R INTL BD IDX	98.8510 146.6553	13,035.95 17,334.65	12,425.57 18,434.58	0.02	-610.38 1,099.93
43,246.000 FRANCE (GOVT OF) EFB1LT424 3.750% 25-APR-2017 EUR1 NV5F40000102: RBIF-P&R INTL BD IDX	103.6200 153.7306	45,165.71 62,050.94	44,811.51 66,482.36	0.06	-354.20 4,431.42
105,147.000 FRANCE(GOVT OF) EFB2NX868 3.750% 12-JAN-2013 EUR NV5F40000102: RBIF-P&R INTL BD IDX	103.2160 153.1313	109,344.78 155,885.07	108,528.53 161,012.93	0.15	-816.25 5,127.86
27,633.000 FRANCE GOVERNMENT BOND OAT EFB2QSF43 4.000% 04/25/2018 DD 04/25/07 NV5F40000102: RBIF-P&R INTL BD IDX	104.7200 155.3626	30,115.21 41,092.41	28,937.28 42,931.35	0.04	-1,177.93 1,838.94
17,977.000 FRANCE (GOVT OF) EFB24FFT0 4.250% 25-OCT-2017 EUR NV5F40000102: RBIF-P&R INTL BD IDX	106.2866 157.6868	19,265.63 26,120.62	19,107.14 28,347.35	0.03	-158.49 2,226.73
37,020.000 FRANCE (GOVT OF) EFB3F27F4 4.250% 25-OCT-2018 EUR NV5F40000102: RBIF-P&R INTL BD IDX	106.2630 157.6518	40,493.04 53,980.05	39,338.56 58,362.69	0.05	-1,154.48 4,382.64
26,000.000 FRANCE(GOVT OF) EFB3L9V16 2.500% 12-JAN-2014 EUR NV5F40000102: RBIF-P&R INTL BD IDX	100.7820 149.5202	26,452.14 36,265.88	26,203.32 38,875.25	0.04	-248.82 2,609.37
7,000.000 FRANCE (GOVT OF) EFB4KWLC1 2.500% 10/25/2020 NV5F40000102: RBIF-P&R INTL BD IDX	91.5680 135.8503	6,317.29 9,134.49	6,409.76 9,509.52	0.01	92.47 375.03

 BNY MELLON TOTAL RBIF RET SYS - NV5G00000000	Asset Detail - By Asset type		Report ID : IACS0005	
	4/30/2011		Base Currency : USD	
			Status : FINAL	

Shares/Par Security ID Description Link Ref	Price Local/Base	Cost Local/Base	Market Value Local/Base	Percent Of Total	Net Unrealized Gain/Loss Local/Base
2,300.000 FRENCH TREASURY NOTE EFB60B9Q7 3.000% 07/12/2014 DD 07/12/08 NV5F40000102: RBIF-P&R INTL BD IDX	101.8930 151.1685	2,399.09 3,220.09	2,343.54 3,476.88	0.00	-55.55 256.79
20,000.000 FRANCE (GOVT OF) EFB613PS2 4.500% 04/25/2041 DD 04/25/09 NV5F40000102: RBIF-P&R INTL BD IDX	107.0360 158.7986	23,835.92 32,717.95	21,407.20 31,759.72	0.03	-2,428.72 -958.23
39,100.000 FRANCE (GOVT OF) EFB63D253 3.500% 04/25/2020 DD 04/25/09 NV5F40000102: RBIF-P&R INTL BD IDX	100.1300 148.5529	39,568.81 54,525.13	39,150.83 58,084.17	0.05	-417.98 3,559.04
34,000.000 FRANCE (GOVT OF) BDS EF5430014 5.500% 25-APR-2029 EUR2000 NV5F40000102: RBIF-P&R INTL BD IDX	118.5840 175.9312	41,270.26 56,109.67	40,318.56 59,816.62	0.05	-951.70 3,706.95
10,901.000 FRANCE (GOVT OF) OAT EF7033410 5.000% 25-OCT-2016 NV5F40000102: RBIF-P&R INTL BD IDX	109.9540 163.1278	12,454.30 17,006.11	11,986.09 17,782.56	0.02	-468.21 776.45
45,282.000 FRANCE (GOVT OF) OAT EUR1 EF7426887 4.750% 25-OCT-2012 NV5F40000102: RBIF-P&R INTL BD IDX	104.3890 154.8715	48,855.83 66,678.14	47,269.43 70,128.93	0.06	-1,586.40 3,450.79
14,276.000 FRANCE (GOVT OF) OAT EF7564711 4.000% 25-APR-2013 EUR1 NV5F40000102: RBIF-P&R INTL BD IDX	104.0210 154.3256	15,018.50 20,085.56	14,850.04 22,031.52	0.02	-168.46 1,945.96
6,550.000 FRANCE (GOVT OF) OAT EF7605167 4.250% 25-APR-2019 EUR1 NV5F40000102: RBIF-P&R INTL BD IDX	106.1390 157.4678	7,189.99 9,571.55	6,952.10 10,314.14	0.01	-237.89 742.59
4,000.000 ITALY (REPUBLIC OF) EIB1LHG96 4.000% 01-FEB-2017 NV5F40000102: RBIF-P&R INTL BD IDX	100.0740 148.4698	4,174.10 5,443.80	4,002.96 5,938.79	0.01	-171.14 494.99
63,000.000 ITALY BUONI POLIENNALI DEL EIB100LJ8 3.750% 01-AUG-2016 EUR1000 NV5F40000102: RBIF-P&R INTL BD IDX	99.4890 147.6019	64,582.32 87,777.14	62,678.07 92,989.18	0.08	-1,904.25 5,212.04

Asset Detail - By Asset type

BNY MELLON

TOTAL RBIF RET SYS - NV5G00000000

4/30/2011

Base Currency : USD

Status : FINAL

Shares/Par Security ID Description Link Ref	Price Local/Base	Cost Local/Base	Market Value Local/Base	Percent Of Total	Net Unrealized Gain/Loss Local/Base
32,000.000 ITALY (REPUBLIC OF) EIB28Q716 5.000% 01-AUG-2039 NV5F40000102: RBIF-P&R INTL BD IDX	93.1400 138.1825	32,456.55 44,295.70	29,804.80 44,218.40	0.04	-2,651.75 -77.30
7,000.000 BUONI POLIENNALI DEL TES EIB3NJCL3 4.750% 09/01/2021 NV5F40000102: RBIF-P&R INTL BD IDX	99.7100 147.9298	6,997.20 10,117.60	6,979.70 10,355.08	0.01	-17.50 237.48
26,000.000 BUONI POLIENNALI DEL TES EIB3PRQ87 2.000% 12/15/2012 DD 12/15/09 NV5F40000102: RBIF-P&R INTL BD IDX	99.0400 146.9357	25,756.12 34,988.40	25,750.40 38,203.29	0.03	-5.72 3,214.89
45,000.000 BUONI POLIENNALI DEL TES EIB610YQ6 3.000% 06/15/2015 DD 06/15/10 NV5F40000102: RBIF-P&R INTL BD IDX	97.1750 144.1688	45,164.95 62,301.97	43,728.75 64,875.97	0.06	-1,436.20 2,574.00
10,000.000 BUONI POLIENNALI DEL TES EIB6213V6 2.500% 07/01/2012 DD 07/01/09 NV5F40000102: RBIF-P&R INTL BD IDX	100.1460 148.5766	10,129.09 12,932.46	10,014.60 14,857.66	0.01	-114.49 1,925.20
44,000.000 BUONI POLIENNALI DEL TES EIB63Q9G7 3.750% 03/01/2021 NV5F40000102: RBIF-P&R INTL BD IDX	92.6900 137.5149	40,708.10 56,665.81	40,783.60 60,506.55	0.05	75.50 3,840.74
6,000.000 BUONI POLIENNALI DEL TES EIB65SQL1 2.000% 06/01/2013 DD 06/01/10 NV5F40000102: RBIF-P&R INTL BD IDX	98.0819 145.5143	5,881.14 8,163.02	5,884.91 8,730.85	0.01	3.77 567.83
29,000.000 BUONI POLIENNALI DEL TES EIB66YTQ3 4.000% 09/01/2020 NV5F40000102: RBIF-P&R INTL BD IDX	95.0700 141.0459	28,992.79 38,442.67	27,570.30 40,903.30	0.04	-1,422.49 2,460.63
28,796.000 ITALY REP TREAS BDS EI5367822 6.500% 1-NOV-2027 EUR5000000 NV5F40000102: RBIF-P&R INTL BD IDX	112.9020 167.5014	34,990.96 46,163.45	32,511.26 48,233.71	0.04	-2,479.70 2,070.26
28,000.000 ITALY (REPUBLIC OF) BTP EI5933300 6.000% 01-MAY-2031 NV5F40000102: RBIF-P&R INTL BD IDX	106.8830 158.5716	31,976.57 43,601.82	29,927.24 44,400.05	0.04	-2,049.33 798.23

BNY MELLON

Asset Detail - By Asset type

Report ID : IACS0005

TOTAL RBIF RET SYS - NV5G00000000

4/30/2011

Base Currency : USD

Status : FINAL

Shares/Par Security ID Description Link Ref	Price Local/Base	Cost Local/Base	Market Value Local/Base	Percent Of Total	Net Unrealized Gain/Loss Local/Base
37,000.000 ITALY(REP OF) BTP EI7595685 4.250% NV5F40000102: RBIF-P&R INTL BD IDX	102.5820 152.1907	38,345.52 51,473.87	37,955.34 56,310.54	0.05	-390.18 4,836.67
32,000.000 ITALY (REP OF) EI7683614 5.000% BTP 01-AUG-34 EUR1000 NV5F40000102: RBIF-P&R INTL BD IDX	94.5650 140.2966	32,535.45 44,396.50	30,260.80 44,894.92	0.04	-2,274.65 498.42
7,000.000 DUTCH (GOVT OF) ENB07NKK0 4.000% 15-JAN-2037 EUR1 NV5F40000102: RBIF-P&R INTL BD IDX	102.7200 152.3954	7,340.77 10,088.91	7,190.40 10,667.68	0.01	-150.37 578.77
32,432.000 NETHERLANDS(KINGDOM OF) ENB2PVV18 4.000% 15-JUL-2018 EUR1 NV5F40000102: RBIF-P&R INTL BD IDX	105.1260 155.9649	35,225.42 48,031.46	34,094.46 50,582.54	0.05	-1,130.96 2,551.08
2,600.000 NETHERLANDS GOVERNMENT ENB4NCHT3 3.750% 01/15/2042 NV5F40000102: RBIF-P&R INTL BD IDX	99.0820 146.9981	2,935.84 4,080.52	2,576.13 3,821.95	0.00	-359.71 -258.57
30,000.000 NETHERLANDS GOVERNMENT ENB64HLC0 3.500% 07/15/2020 DD 02/05/10 NV5F40000102: RBIF-P&R INTL BD IDX	100.7530 149.4772	31,831.63 43,688.19	30,225.90 44,843.15	0.04	-1,605.73 1,154.96
4.000 NETHERLANDS (KINGDOM OF) EN7309599 5.000% 15-JUL-2012 EUR1 NV5F40000102: RBIF-P&R INTL BD IDX	104.0200 154.3241	4.21 6.23	4.16 6.17	0.00	-0.05 -0.06
13,500.000 PORTUGAL (REPUBLIC OF) EPB1WK5W2 4.350% 16-OCT-2017 EUR1000 NV5F40000102: RBIF-P&R INTL BD IDX	71.5400 106.1367	11,994.15 16,134.84	9,657.90 14,328.46	0.01	-2,336.25 -1,806.38
1,100.000 PORTUGAL (REPUBLIC OF) EPB11VGY6 4.100% 15-APR-2037 EUR0.01 NV5F40000102: RBIF-P&R INTL BD IDX	59.9600 88.9567	905.34 1,143.17	659.56 978.52	0.00	-245.78 -164.65
900.000 PORTUGAL(REPUBLIC OF) EPB5KL5Q7 4.750% 14-JUN-2019 EUR0.01 NV5F40000102: RBIF-P&R INTL BD IDX	69.5710 103.2155	874.40 1,104.10	626.14 928.94	0.00	-248.26 -175.16

Asset Detail - By Asset type

BNY MELLON


TOTAL RBIF RET SYS - NV5G00000000

4/30/2011

Base Currency : USD

Status : FINAL

Shares/Par Security ID Description Link Ref	Price Local/Base	Cost Local/Base	Market Value Local/Base	Percent Of Total	Net Unrealized Gain/Loss Local/Base
13,500.000 OBRIGACOES DO TESOIRO EPB638JX3 4.800% 06/15/2020 DD 02/17/10 NV5F40000102: RBIF-P&R INTL BD IDX	69.6279 103.3000	11,400.01 15,691.27	9,399.77 13,945.50	0.01	-2,000.24 -1,745.77
1,900.000 PORTUGAL REP BDS EP5595558 5.450% 23-SEPT-2013 EUR0.01 NV5F40000102: RBIF-P&R INTL BD IDX	86.5460 128.3996	2,013.07 2,541.90	1,644.37 2,439.59	0.00	-368.70 -102.31
27,303.000 PORTUGAL (REP OF) BDS EUR0.01 EP7308604 5.000% 15-JUN-2012 NV5F40000102: RBIF-P&R INTL BD IDX	95.9200 142.3069	28,602.22 40,270.53	26,189.04 38,854.06	0.04	-2,413.18 -1,416.47
14,000.000 IRELAND GOVERNMENT BOND EZ3407440 4.500% 04/18/2020 DD 01/23/04 NV5F40000102: RBIF-P&R INTL BD IDX	67.0500 99.4754	12,632.48 16,774.46	9,387.00 13,926.55	0.01	-3,245.48 -2,847.91
12,000.000 FINNISH GOVERNMENT SFB3NHT22 3.375% 04/15/2020 DD 03/16/10 NV5F40000102: RBIF-P&R INTL BD IDX	99.6950 147.9075	11,843.40 16,806.97	11,963.40 17,748.90	0.02	120.00 941.93
TOTAL EURO CURRENCY UNIT FIXED INCOME SECURITIES		1,848,651.50 2,524,708.48	1,782,196.14 2,644,066.22	2.39	-66,455.36 119,357.74
JAPANESE YEN					
2,600,000.000 JAPAN (GOVERNMENT OF) BDS JPY FJB0LVG45 1.500% 20-SEP-2015 NV5F40000102: RBIF-P&R INTL BD IDX	104.6069 1.2892	2,716,541.00 29,839.91	2,719,779.40 33,519.59	0.03	3,238.40 3,679.68
3,500,000.000 JAPAN FJB0MT632 2.500% BDS 20-SEPT-2035 JPY NV5F40000102: RBIF-P&R INTL BD IDX	107.4692 1.3245	3,816,174.00 42,186.96	3,761,422.00 46,357.19	0.04	-54,752.00 4,170.23
2,400,000.000 JAPAN FJB0N7H52 2.100% BDS 20-SEPT-2025 JPY NV5F40000102: RBIF-P&R INTL BD IDX	105.5506 1.3008	2,558,562.00 30,156.50	2,533,214.40 31,220.29	0.03	-25,347.60 1,063.79
750,000.000 JAPAN (GOVT OF) FJB00PSQ9 1.500% 20-MAR-2014 NV5F40000102: RBIF-P&R INTL BD IDX	103.5368 1.2760	782,801.00 9,043.89	776,526.00 9,570.20	0.01	-6,275.00 526.31

 BNY MELLON TOTAL RBIF RET SYS - NV5G00000000	Asset Detail - By Asset type			Report ID : IACS0005	
	4/30/2011			Base Currency : USD	
				Status : FINAL	

Shares/Par Security ID Description Link Ref	Price Local/Base	Cost Local/Base	Market Value Local/Base	Percent Of Total	Net Unrealized Gain/Loss Local/Base
1,300,000.000 JAPAN FJB01KB61 2.400% 20-JUN-2024 NV5F40000102: RBIF-P&R INTL BD IDX	109.9909 1.3556	1,452,609.00 16,601.89	1,429,881.70 17,622.40	0.02	-22,727.30 1,020.51
1,300,000.000 JAPAN FJB01TPG5 1.800% 20-JUN-2014 NV5F40000102: RBIF-P&R INTL BD IDX	104.7098 1.2905	1,372,513.00 15,191.97	1,361,227.40 16,776.28	0.02	-11,285.60 1,584.31
1,700,000.000 JAPAN (GOVT OF) FJB02KTV6 2.500% 20-JUN-2034 JPY1000 NV5F40000102: RBIF-P&R INTL BD IDX	107.3167 1.3226	1,873,729.00 21,379.41	1,824,383.90 22,484.40	0.02	-49,345.10 1,104.99
6,050,000.000 JAPAN (GOVT OF) FJB034KQ1 1.500% 20-SEPT-2014 NV5F40000102: RBIF-P&R INTL BD IDX	103.9660 1.2813	6,335,202.00 73,780.83	6,289,943.00 77,519.64	0.07	-45,259.00 3,738.81
4,250,000.000 JAPAN (GOVT OF) FJB073FY8 1.300% 20-MAR-2015 NV5F40000102: RBIF-P&R INTL BD IDX	103.5031 1.2756	4,431,437.00 51,097.18	4,398,881.75 54,213.48	0.05	-32,555.25 3,116.30
5,200,000.000 JAPAN FJB09YTL1 1.300% 20-JUN-15 BDS JPY'270' NV5F40000102: RBIF-P&R INTL BD IDX	103.6914 1.2779	5,414,148.00 63,308.81	5,391,952.80 66,452.46	0.06	-22,195.20 3,143.65
3,300,000.000 JAPAN 1.7% BDS 20-SEP-2016 JPY FJB1DRWW1 1.700% 20-SEP-2016 NV5F40000102: RBIF-P&R INTL BD IDX	106.1326 1.3080	3,502,294.00 39,577.74	3,502,375.80 43,164.60	0.04	81.80 3,586.86
1,850,000.000 JAPAN FJB1LBM32 2.100% 20-DEC-2026 JPY10000000 NV5F40000102: RBIF-P&R INTL BD IDX	104.2577 1.2849	1,949,721.00 22,773.92	1,928,767.45 23,770.86	0.02	-20,953.55 996.94
8,550,000.000 JAPAN FJB1LQJD8 1.700% 20-DEC-2016 JPY100000 NV5F40000102: RBIF-P&R INTL BD IDX	106.2474 1.3094	9,124,325.00 108,705.31	9,084,152.70 111,956.53	0.10	-40,172.30 3,251.22
700,000.000 JAPAN FJB1TNQT7 1.700% 20-MAR-2017 NV5F40000102: RBIF-P&R INTL BD IDX	106.3414 1.3106	747,444.00 8,582.28	744,389.80 9,174.14	0.01	-3,054.20 591.86

Asset Detail - By Asset type

BNY MELLON


TOTAL RBIF RET SYS - NV5G00000000

4/30/2011

Base Currency : USD

Status : FINAL

Shares/Par Security ID Description Link Ref	Price Local/Base	Cost Local/Base	Market Value Local/Base	Percent Of Total	Net Unrealized Gain/Loss Local/Base
3,300,000.000 JAPAN FJB1V06P4 1.200% 20-MAR-2012 JPY100000 NV5F40000102: RBIF-P&R INTL BD IDX	100.8769 1.2432	3,352,748.00 39,582.32	3,328,937.70 41,027.09	0.04	-23,810.30 1,444.77
2,700,000.000 JAPAN FJB1YY446 1.500% 20-JUN-2012 JPY100000 NV5F40000102: RBIF-P&R INTL BD IDX	101.4683 1.2505	2,771,344.00 32,075.22	2,739,644.10 33,764.41	0.03	-31,699.90 1,689.19
50,000.000 JAPAN BDS '277' FJB10R216 1.600% 20-MAR-2016 JPY50000 NV5F40000102: RBIF-P&R INTL BD IDX	105.3822 1.2988	52,611.00 632.31	52,691.10 649.39	0.00	80.10 17.08
1,300,000.000 JAPAN FJB134Y01 2.500% 20-MAR-2036 JPY50000 NV5F40000102: RBIF-P&R INTL BD IDX	107.5458 1.3254	1,447,721.00 16,686.27	1,398,095.40 17,230.66	0.02	-49,625.60 544.39
3,450,000.000 JAPAN FJB2B35B0 2.100% 20-DEC-2027 JPY10000000 NV5F40000102: RBIF-P&R INTL BD IDX	103.6714 1.2777	3,606,029.00 42,030.33	3,576,663.30 44,080.15	0.04	-29,365.70 2,049.82
3,350,000.000 JAPAN FJB2NSPX2 0.900% 20-DEC-2012 JPY NV5F40000102: RBIF-P&R INTL BD IDX	101.1261 1.2463	3,396,942.00 38,428.42	3,387,724.35 41,751.60	0.04	-9,217.65 3,323.18
5,300,000.000 JAPAN FJB2QGK3 2.200% 0-MAR-2028 JPY1000000 NV5F40000102: RBIF-P&R INTL BD IDX	105.0373 1.2945	5,579,421.00 62,393.06	5,566,976.90 68,609.53	0.06	-12,444.10 6,216.47
650,000.000 JAPAN FJB2QZ3B5 2.500% 20-MAR-2038 JPY50000 NV5F40000102: RBIF-P&R INTL BD IDX	107.7084 1.3274	717,946.00 8,280.63	700,104.60 8,628.35	0.01	-17,841.40 347.72
1,000,000.000 JAPAN FJB2Q50L2 1.400% 20-MAR-2018 JPY50000 NV5F40000102: RBIF-P&R INTL BD IDX	104.3895 1.2865	1,035,979.00 11,472.30	1,043,895.00 12,865.36	0.01	7,916.00 1,393.06
1,700,000.000 JAPAN FJB2Q9B08 0.800% 20-MAR-2013 NV5F40000102: RBIF-P&R INTL BD IDX	101.1006 1.2460	1,712,747.00 18,651.24	1,718,710.20 21,182.03	0.02	5,963.20 2,530.79

 BNY MELLON TOTAL RBIF RET SYS - NV5G00000000	Asset Detail - By Asset type			Report ID : IACS0005	
	4/30/2011			Base Currency : USD	
				Status : FINAL	

Shares/Par Security ID Description Link Ref	Price Local/Base	Cost Local/Base	Market Value Local/Base	Percent Of Total	Net Unrealized Gain/Loss Local/Base
7,500,000.000 JAPAN FJB24C8C3 1.700% 20-SEPT-2017 JPY1000000 NV5F40000102: RBIF-P&R INTL BD IDX	106.4114 1.3115	8,018,124.00 93,487.48	7,980,855.00 98,359.07	0.09	-37,269.00 4,871.59
3,650,000.000 JAPAN FJB24FNY1 1.100% 20-SEPT-2012 JPY NV5F40000102: RBIF-P&R INTL BD IDX	101.2600 1.2480	3,721,867.00 43,382.71	3,695,990.00 45,550.78	0.04	-25,877.00 2,168.07
2,250,000.000 JAPAN FJB27ZKV3 2.200% 20-SEPT-2027 JPY NV5F40000102: RBIF-P&R INTL BD IDX	105.2989 1.2977	2,394,877.00 27,908.26	2,369,225.25 29,199.23	0.03	-25,651.75 1,290.97
4,150,000.000 JAPAN FJB29V1Q2 1.500% 20-DEC-2017 JPY50000 NV5F40000102: RBIF-P&R INTL BD IDX	105.1203 1.2955	4,376,248.00 50,522.55	4,362,492.45 53,765.01	0.05	-13,755.55 3,242.46
1,750,000.000 JAPAN GOVERNMENT TEN YEAR BOND FJB3BLP42 1.700% 06/20/2018 DD 06/20/08 NV5F40000102: RBIF-P&R INTL BD IDX	106.3404 1.3106	1,853,029.00 21,141.54	1,860,957.00 22,935.14	0.02	7,928.00 1,793.60
2,400,000.000 JAPAN FJB3D0G20 1.500% 20-SEP-2018 NV5F40000102: RBIF-P&R INTL BD IDX	104.8139 1.2918	2,500,421.00 28,459.07	2,515,533.60 31,002.39	0.03	15,112.60 2,543.32
1,150,000.000 JAPAN FJB3F3YW6 2.400% 20-SEP-2039 JPY NV5F40000102: RBIF-P&R INTL BD IDX	105.6515 1.3021	1,252,578.00 14,328.00	1,214,992.25 14,974.02	0.01	-37,585.75 646.02
3,850,000.000 JAPAN FJB3KXWB2 1.300% 20-DEC-2018 JPY NV5F40000102: RBIF-P&R INTL BD IDX	103.1858 1.2717	3,969,337.00 46,574.07	3,972,653.30 48,960.48	0.04	3,316.30 2,386.41
7,000,000.000 JAPAN-84 (5 YR ISSUE) FJB3Q7MD0 0.700% 06/20/2014 DD 06/20/09 NV5F40000102: RBIF-P&R INTL BD IDX	101.3159 1.2487	7,097,431.00 82,470.68	7,092,113.00 87,405.88	0.08	-5,318.00 4,935.20
1,100,000.000 JAPAN-91(5 YEAR ISSUE) FJB3RYDC2 0.400% 09/20/2015 NV5F40000102: RBIF-P&R INTL BD IDX	99.8867 1.2310	1,107,810.00 13,260.83	1,098,753.70 13,541.46	0.01	-9,056.30 280.63

Asset Detail - By Asset type

BNY MELLON

TOTAL RBIF RET SYS - NV5G00000000

4/30/2011

Base Currency : USD

Status : FINAL

Shares/Par Security ID Description Link Ref	Price Local/Base	Cost Local/Base	Market Value Local/Base	Percent Of Total	Net Unrealized Gain/Loss Local/Base
2,000,000.000 JAPAN-125 (20 YR ISSUE) FJB3R9XJ0 2.200% 03/20/2031 NV5F40000102: RBIF-P&R INTL BD IDX	102.7172 1.2659	2,048,280.00 24,713.80	2,054,344.00 25,318.51	0.02	6,064.00 604.71
3,800,000.000 JAPAN-112 (20 YR ISSUE) FJB3YFPT5 2.100% 06/20/2029 DD 06/20/09 NV5F40000102: RBIF-P&R INTL BD IDX	102.5244 1.2635	3,973,599.00 46,225.92	3,895,927.20 48,014.88	0.04	-77,671.80 1,788.96
3,650,000.000 JAPAN-312 (10 YR ISSUE) FJB4QJNV1 1.200% 12/20/2020 NV5F40000102: RBIF-P&R INTL BD IDX	100.2559 1.2356	3,648,357.00 44,530.17	3,659,340.35 45,099.09	0.04	10,983.35 568.92
650,000.000 JAPAN-2 (40 YEAR ISSUE) FJB4RKLQ0 2.200% 03/20/2049 DD 03/20/09 NV5F40000102: RBIF-P&R INTL BD IDX	97.9518 1.2072	645,254.00 7,761.78	636,686.70 7,846.77	0.01	-8,567.30 84.99
600,000.000 JAPAN-31(30 YEAR ISSUE) FJB4TQX82 2.200% 09/20/2039 DD 09/20/09 NV5F40000102: RBIF-P&R INTL BD IDX	101.3652 1.2493	649,743.00 7,747.35	608,191.20 7,495.58	0.01	-41,551.80 -251.77
1,700,000.000 JAPAN-304(10 YR ISSUE) FJB4VSFT9 1.300% 09/20/2019 DD 09/20/09 NV5F40000102: RBIF-P&R INTL BD IDX	102.4948 1.2632	1,735,418.00 19,908.12	1,742,411.60 21,474.14	0.02	6,993.60 1,566.02
850,000.000 JAPAN-305 (10 YR ISSUE) FJB4WDSV2 1.300% 12/20/2019 DD 12/21/09 NV5F40000102: RBIF-P&R INTL BD IDX	102.2403 1.2600	864,916.00 9,763.44	869,042.55 10,710.41	0.01	4,126.55 946.97
6,900,000.000 JAPAN- (5 YEAR ISSUE) FJB5LDZV3 0.300% 09/20/2015 DD 09/20/10 NV5F40000102: RBIF-P&R INTL BD IDX	99.4535 1.2257	6,894,067.00 85,038.42	6,862,291.50 84,573.47	0.08	-31,775.50 -464.95
1,450,000.000 JAPAN GOVT TWENTY YEAR BOND FJB5PVGZ1 2.000% 12/20/2030 DD 12/20/10 NV5F40000102: RBIF-P&R INTL BD IDX	99.6443 1.2281	1,451,015.00 17,710.42	1,444,842.35 17,806.78	0.02	-6,172.65 96.36
7,600,000.000 JAPAN-308(10 YR ISSUE) FJB5VRB54 1.300% 06/20/2020 NV5F40000102: RBIF-P&R INTL BD IDX	101.7006 1.2534	7,820,763.00 92,853.03	7,729,245.60 95,258.14	0.09	-91,517.40 2,405.11

Asset Detail - By Asset type

Report ID : IACS0005

BNY MELLON

Base Currency : USD

TOTAL RBIF RET SYS - NV5G00000000

4/30/2011

Status : FINAL

Shares/Par Security ID Description Link Ref	Price Local/Base	Cost Local/Base	Market Value Local/Base	Percent Of Total	Net Unrealized Gain/Loss Local/Base
3,200,000.000 JAPAN GOVERNMENT TEN YEAR BOND FJB50VFS5 1.300% 03/20/2021 DD 03/20/11 NV5F40000102: RBIF-P&R INTL BD IDX	100.8790 1.2433	3,215,584.00 38,798.07	3,228,128.00 39,784.67	0.04	12,544.00 986.60
7,100,000.000 JAPAN-301 (10 YR ISSUE) FJB51BMV3 1.500% 06/20/2019 DD 06/20/09 NV5F40000102: RBIF-P&R INTL BD IDX	104.2983 1.2854	7,402,779.00 86,296.70	7,405,179.30 91,264.23	0.08	2,400.30 4,967.53
2,050,000.000 JAPAN-123(20 YEAR ISSUE) FJB533QV5 2.100% 12/20/2030 NV5F40000102: RBIF-P&R INTL BD IDX	101.2579 1.2479	2,089,544.00 25,504.01	2,075,786.95 25,582.78	0.02	-13,757.05 78.77
3,500,000.000 JAPAN- 93 (5 YEAR ISSUE) FJB55M171 0.500% 12/20/2015 NV5F40000102: RBIF-P&R INTL BD IDX	100.2102 1.2350	3,503,325.00 42,759.98	3,507,357.00 43,225.99	0.04	4,032.00 466.01
2,250,000.000 JAPAN-114(20 YEAR ISSUE) FJB58CCL7 2.100% 12/20/2029 DD 12/20/09 NV5F40000102: RBIF-P&R INTL BD IDX	101.9748 1.2568	2,307,840.00 27,547.51	2,294,433.00 28,277.46	0.03	-13,407.00 729.95
650,000.000 JAPAN FJB61PKR1 1.300% 20-MAR-2019 JPY NV5F40000102: RBIF-P&R INTL BD IDX	103.1219 1.2709	666,230.00 7,660.12	670,292.35 8,260.94	0.01	4,062.35 600.82
3,250,000.000 JAPAN-306(10 YR ISSUE) FJB62NDH5 1.400% 03/20/2020 DD 03/20/10 NV5F40000102: RBIF-P&R INTL BD IDX	102.8117 1.2671	3,344,804.00 39,483.87	3,341,380.25 41,180.43	0.04	-3,423.75 1,696.56
2,350,000.000 JAPAN-118(20 YEAR ISSUE) FJB624MF1 2.000% 06/20/2030 DD 06/20/10 NV5F40000102: RBIF-P&R INTL BD IDX	100.0079 1.2325	2,431,286.00 28,906.92	2,350,185.65 28,964.58	0.03	-81,100.35 57.66
3,600,000.000 JAPAN -33(30 YEAR ISSUE) FJB64GKL1 2.000% 09/20/2040 DD 09/20/10 NV5F40000102: RBIF-P&R INTL BD IDX	96.8518 1.1936	3,610,456.00 44,546.00	3,486,664.80 42,970.97	0.04	-123,791.20 -1,575.03
5,600,000.000 JAPAN FJB64Z7J9 0.800% 20-MAR-2014 JPY100000 NV5F40000102: RBIF-P&R INTL BD IDX	101.5900 1.2520	5,685,592.00 68,650.52	5,689,040.00 70,113.88	0.06	3,448.00 1,463.36

Asset Detail - By Asset type

BNY MELLON


Base Currency : USD

TOTAL RBIF RET SYS - NV5G0000000

4/30/2011

Status : FINAL

Shares/Par Security ID Description Link Ref	Price Local/Base	Cost Local/Base	Market Value Local/Base	Percent Of Total	Net Unrealized Gain/Loss Local/Base
1,700,000.000 JAPAN -1(30 YEAR ISSUE) FJB645J86 2.300% 03/20/2040 DD 03/20/10 NV5F40000102: RBIF-P&R INTL BD IDX	103.6507 1.2774	1,804,249.00 21,757.44	1,762,061.90 21,716.32	0.02	-42,187.10 -41.12
8,000,000.000 JAPAN (2 YEAR ISSUE) FJB66JL99 0.200% 02/15/2013 NV5F40000102: RBIF-P&R INTL BD IDX	99.9814 1.2322	7,997,600.00 96,864.29	7,998,512.00 98,576.69	0.09	912.00 1,712.40
2,250,000.000 JAPAN(GOVT OF) BDS FJ6202884 2.500% 20-MAR-2020 NV5F40000102: RBIF-P&R INTL BD IDX	112.3745 1.3849	2,522,064.00 27,914.09	2,528,426.25 31,161.28	0.03	6,362.25 3,247.19
950,000.000 JAPAN (GOVT OF) BDS JPY'240' FJ6534393 1.300% 20-JUN-2012 NV5F40000102: RBIF-P&R INTL BD IDX	101.2427 1.2478	968,894.00 10,514.39	961,805.65 11,853.66	0.01	-7,088.35 1,339.27
3,750,000.000 JAPAN (GOVT OF) BDS JPY'56' FJ6534476 2.000% 20-JUN-2022 NV5F40000102: RBIF-P&R INTL BD IDX	106.7474 1.3156	3,999,951.00 47,837.52	4,003,027.50 49,334.82	0.04	3,076.50 1,497.30
4,700,000.000 JAPAN(GOVT OF)BDS JPY (245) FJ6587664 0.900% 20-DEC-2012 NV5F40000102: RBIF-P&R INTL BD IDX	101.1261 1.2463	4,763,709.00 53,740.46	4,752,926.70 58,576.87	0.05	-10,782.30 4,836.41
3,800,000.000 JAPAN (GOVT OF) BDS FJ6609468 1.000% 20-MAR-2023 JPY(61) NV5F40000102: RBIF-P&R INTL BD IDX	94.8485 1.1689	3,593,248.00 40,481.57	3,604,243.00 44,420.05	0.04	10,995.00 3,938.48
1,850,000.000 JAPAN GOVT OF BDS FJ6653490 0.900% 20-JUN-2013 NV5F40000102: RBIF-P&R INTL BD IDX	101.4430 1.2502	1,878,209.00 21,917.57	1,876,695.50 23,129.10	0.02	-1,513.50 1,211.53
5,300,000.000 JAPAN GOVT OF BDS FJ6722261 1.400% 20-DEC-2013 JPY NV5F40000102: RBIF-P&R INTL BD IDX	103.0030 1.2694	5,505,073.00 63,522.46	5,459,159.00 67,280.74	0.06	-45,914.00 3,758.28
3,850,000.000 JAPAN (GOVT OF) BDS FJ6739331 1.300% 20-DEC-2013 JPY'257' NV5F40000102: RBIF-P&R INTL BD IDX	102.7677 1.2665	3,959,147.00 48,294.06	3,956,556.45 48,762.10	0.04	-2,590.55 468.04

 BNY MELLON TOTAL RBIF RET SYS - NV5G00000000	Asset Detail - By Asset type			Report ID : IACS0005	
	4/30/2011			Base Currency : USD	
				Status : FINAL	

Shares/Par Security ID Description Link Ref	Price Local/Base	Cost Local/Base	Market Value Local/Base	Percent Of Total	Net Unrealized Gain/Loss Local/Base
3,050,000.000 JAPAN- 94 (5 YEAR ISSUE)	100.6780	3,058,540.00	3,070,679.00		12,139.00
FJ9RR0XY6 0.600% 12/20/2015 DD 12/20/10	1.2408	37,331.14	37,844.21	0.03	513.07
NV5F40000102: RBIF-P&R INTL BD IDX					
TOTAL JAPANESE YEN FIXED INCOME SECURITIES		210,082,246.00	208,948,769.60		-1,133,476.40
		2,460,575.03	2,575,163.63	2.33	114,588.60
MALAYSIAN RINGGIT					
21,000.000 MALAYSIA	102.4344	21,829.50	21,511.22		-318.28
FNB0FGMD9 4.240% 07-FEB-2018 MYR	34.5828	6,945.10	7,262.40	0.01	317.30
NV5F40000102: RBIF-P&R INTL BD IDX					
22,000.000 MALAYSIA	101.0110	22,000.00	22,222.42		222.42
FNB0563S0 3.702% 25-FEB-2013 MYR	34.1023	6,472.14	7,502.51	0.01	1,030.37
NV5F40000102: RBIF-P&R INTL BD IDX					
TOTAL MALAYSIAN RINGGIT FIXED INCOME SECURITIES		43,829.50	43,733.64		-95.86
		13,417.24	14,764.91	0.01	1,347.67
MEXICAN NEW PESO					
146,000.000 MEXICO (UTD MEX ST) BDS	110.7000	168,001.86	161,622.00		-6,379.86
LMB05M9C9 9.500% 18-DEC-2014 MXN100 SE	9.5994	13,412.75	14,015.09	0.01	602.34
NV5F40000102: RBIF-P&R INTL BD IDX					
56,000.000 MEX BONOS DE DESARROLLO GOVT	120.3200	75,512.71	67,379.20		-8,133.51
LMB1GCCF6 10.000% 20-NOV-2036 MXN1	10.4336	6,028.51	5,842.80	0.01	-185.71
NV5F40000102: RBIF-P&R INTL BD IDX					
112,000.000 MEX BONOS DESARR FIX RT	105.3900	126,763.58	118,036.80		-8,726.78
LMB615Y13 8.000% 06/11/2020 DD 12/24/09	9.1389	10,120.21	10,235.59	0.01	115.38
NV5F40000102: RBIF-P&R INTL BD IDX					
TOTAL MEXICAN NEW PESO FIXED INCOME SECURITIES		370,278.15	347,038.00		-23,240.15
		29,561.47	30,093.48	0.03	532.01
NORWEGIAN KRONE					
23,000.000 NORWAY (KINGDOM OF) BDS	107.5306	24,573.66	24,732.04		158.38
SNB01C191 5.000% 15-MAY-2015 NOK1000	20.5248	4,214.01	4,720.71	0.00	506.70
NV5F40000102: RBIF-P&R INTL BD IDX					


Asset Detail - By Asset type

BNY MELLON

TOTAL RBIF RET SYS - NV5G0000000

4/30/2011

Shares/Par Security ID Description Link Ref	Price Local/Base	Cost Local/Base	Market Value Local/Base	Percent Of Total	Net Unrealized Gain/Loss Local/Base
POLISH ZLOTY					
42,000.000 POLAND (GOVT OF) EGB039PM1 6.250% 24-OCT-2015 PLN1000 NV5F40000102: RBIF-P&R INTL BD IDX	102.4194 38.6343	43,783.66 14,936.48	43,016.15 16,226.39	0.01	-767.51 1,289.91
21,000.000 POLAND (GOVT OF) EGB29NPL2 5.250% 25-APR-2013 PLN1000 NV5F40000102: RBIF-P&R INTL BD IDX	100.2967 37.8335	21,303.50 7,172.74	21,062.31 7,945.04	0.01	-241.19 772.30
13,000.000 POLAND GOVERNMENT BOND EGB3P3LS5 5.250% 10/25/2020 NV5F40000102: RBIF-P&R INTL BD IDX	94.0469 35.4760	12,561.30 4,345.35	12,226.10 4,611.88	0.00	-335.20 266.53
28,000.000 POLAND (GOVT OF) BD EG7441942 5.750% 23-SEPT-2022 PLN'WS0922 NV5F40000102: RBIF-P&R INTL BD IDX	96.2173 36.2947	26,916.40 9,374.68	26,940.84 10,162.52	0.01	24.44 787.84
TOTAL POLISH ZLOTY FIXED INCOME SECURITIES		104,564.86 35,829.25	103,245.40 38,945.83	0.04	-1,319.46 3,116.58
SINGAPORE DOLLAR					
8,000.000 SINGAPORE (GOVT OF) BDS FMB2485Q7 3.125% 01-SEPT-2022 SGD1000 NV5F40000102: RBIF-P&R INTL BD IDX	104.2017 85.2540	8,422.50 6,258.71	8,336.14 6,820.32	0.01	-86.36 561.61
9,000.000 SINGAPORE GOVERNMENT FM6404285 3.750% BDS 01-SEPT-2016 NV5F40000102: RBIF-P&R INTL BD IDX	112.5230 92.0622	10,219.10 7,634.90	10,127.07 8,285.60	0.01	-92.03 650.70
TOTAL SINGAPORE DOLLAR FIXED INCOME SECURITIES		18,641.60 13,893.61	18,463.21 15,105.92	0.01	-178.39 1,212.31
SWEDISH KRONA					
65,000.000 SWEDEN (KINGDOM OF) SSB29KVV8 4.250% 12-MAR-2019 SEK1000 NV5F40000102: RBIF-P&R INTL BD IDX	107.2200 17.7888	70,165.34 10,153.18	69,693.00 11,562.70	0.01	-472.34 1,409.52

 BNY MELLON TOTAL RBIF RET SYS - NV5G00000000	Asset Detail - By Asset type			Report ID : IACS0005	
	4/30/2011			Base Currency : USD	
				Status : FINAL	

Shares/Par Security ID Description Link Ref	Price Local/Base	Cost Local/Base	Market Value Local/Base	Percent Of Total	Net Unrealized Gain/Loss Local/Base
25,000.000 SWEDEN (KINGDOM OF) SS7334823 5.500% BDS 08-OCT-12 SEK5000 NV5F40000102: RBIF-P&R INTL BD IDX	104.4300 17.3259	26,499.32 4,161.61	26,107.50 4,331.47		-391.82 169.86
90,000.000 SWEDEN (KINGDOM OF) BDS SS7774077 5.000% 01-DEC-2020 SEK1000 NV5F40000102: RBIF-P&R INTL BD IDX	114.3500 18.9717	106,863.30 15,856.61	102,915.00 17,074.53	0.00 0.02	-3,948.30 1,217.92
TOTAL SWEDISH KRONA FIXED INCOME SECURITIES		203,527.96 30,171.40	198,715.50 32,968.70	0.03	-4,812.46 2,797.30
SWISS FRANC					
7,000.000 SWITZERLAND (GOVT OF) BDS ES5439082 4.000% 08-APR-2028 NV5F40000102: RBIF-P&R INTL BD IDX	122.3620 140.8970	9,575.35 9,673.68	8,565.34 9,862.79	0.01	-1,010.01 189.11
14,000.000 SWITZERLAND(GOVT) ES7569175 2.500% S 12-MAR-16 CHF1000 NV5F40000102: RBIF-P&R INTL BD IDX	104.6645 120.5187	14,736.72 14,354.53	14,653.03 16,872.62	0.02	-83.69 2,518.09
TOTAL SWISS FRANC FIXED INCOME SECURITIES		24,312.07 24,028.21	23,218.37 26,735.41	0.02	-1,093.70 2,707.20
U.S. DOLLAR					
25,000.000 AFLAC INC 001055AC6 8.500% 05/15/2019 DD 05/21/09 NV5F30000102: RBIF-P&R DOM BND IDX	122.3493 122.3493	31,699.50 31,699.50	30,587.33 30,587.33	0.03	-1,112.17 -1,112.17
30,000.000 TIME WARNER INC 00184AAG0 7.700% 05/01/2032 DD 04/08/02 NV5F30000102: RBIF-P&R DOM BND IDX	120.5619 120.5619	36,509.10 36,509.10	36,168.57 36,168.57	0.03	-340.53 -340.53
50,000.000 AT&T INC 00206RAF9 4.950% 01/15/2013 DD 12/06/07 NV5F30000102: RBIF-P&R DOM BND IDX	106.5017 106.5017	53,299.00 53,299.00	53,250.85 53,250.85	0.05	-48.15 -48.15
50,000.000 AT&T INC 00206RAG7 6.300% 01/15/2038 DD 12/06/07 NV5F30000102: RBIF-P&R DOM BND IDX	105.4861 105.4861	53,757.50 53,757.50	52,743.05 52,743.05	0.05	-1,014.45 -1,014.45

Asset Detail - By Asset type

BNY MELLON


TOTAL RBIF RET SYS - NV5G00000000

4/30/2011

Base Currency : USD

Status : FINAL

Shares/Par Security ID Description Link Ref	Price Local/Base	Cost Local/Base	Market Value Local/Base	Percent Of Total	Net Unrealized Gain/Loss Local/Base
60,000.000 AT&T INC 00206RAJ1 5.500% 02/01/2018 DD 02/01/08 NV5F30000102: RBIF-P&R DOM BND IDX	110.3522 110.3522	66,159.60 66,159.60	66,211.32 66,211.32	0.06	51.72 51.72
35,000.000 COMCAST CABLE COMMUNICATIONS H 00209TAA3 8.375% 03/15/2013 DD 11/18/02 NV5F30000102: RBIF-P&R DOM BND IDX	112.7597 112.7597	40,257.70 40,257.70	39,465.90 39,465.90	0.04	-791.80 -791.80
28,000.000 SVENSK EXPORTKREDIT AB 00254EBZ4 5.125% 03/01/2017 DD 03/01/07 NV5F30000102: RBIF-P&R DOM BND IDX	112.0984 112.0984	31,646.76 31,646.76	31,387.55 31,387.55	0.03	-259.21 -259.21
25,000.000 ABBOTT LABORATORIES 002824AY6 5.300% 05/27/2040 DD 05/27/10 NV5F30000102: RBIF-P&R DOM BND IDX	100.4399 100.4399	24,814.00 24,814.00	25,109.98 25,109.98	0.02	295.98 295.98
55,000.000 ACE INA HOLDINGS INC 00440EAM9 5.900% 06/15/2019 DD 06/08/09 NV5F30000102: RBIF-P&R DOM BND IDX	111.9632 111.9632	61,768.85 61,768.85	61,579.76 61,579.76	0.06	-189.09 -189.09
50,000.000 AFRICAN DEV BK NTS 008281AL1 6.875% 10/15/2015 DD 10/23/95 NV5F30000102: RBIF-P&R DOM BND IDX	117.4521 117.4521	59,750.50 59,750.50	58,726.05 58,726.05	0.05	-1,024.45 -1,024.45
20,000.000 ALCOA INC 013817AL5 5.550% 02/01/2017 DD 01/25/07 NV5F30000102: RBIF-P&R DOM BND IDX	108.0878 108.0878	20,840.20 20,840.20	21,617.56 21,617.56	0.02	777.36 777.36
20,000.000 ALLSTATE CORP/THE 020002AS0 5.550% 05/09/2035 DD 05/09/05 NV5F30000102: RBIF-P&R DOM BND IDX	100.3882 100.3882	20,044.20 20,044.20	20,077.64 20,077.64	0.02	33.44 33.44
80,000.000 ALTRIA GROUP INC 02209SAD5 9.700% 11/10/2018 DD 11/10/08 NV5F30000102: RBIF-P&R DOM BND IDX	133.1477 133.1477	107,418.80 107,418.80	106,518.16 106,518.16	0.10	-900.64 -900.64
65,000.000 AMERICAN EXPRESS CO 025816AQ2 4.875% 07/15/2013 DD 07/24/03 NV5F30000102: RBIF-P&R DOM BND IDX	107.1001 107.1001	69,930.90 69,930.90	69,615.07 69,615.07	0.06	-315.83 -315.83

 BNY MELLON TOTAL RBIF RET SYS - NV5G00000000	Asset Detail - By Asset type			Report ID : IACS0005	
	4/30/2011			Base Currency : USD	
				Status : FINAL	

Shares/Par Security ID Description Link Ref	Price Local/Base	Cost Local/Base	Market Value Local/Base	Percent Of Total	Net Unrealized Gain/Loss Local/Base
20,000.000 AMERIPRISE FINANCIAL INC 03076CAB2 5.650% 11/15/2015 DD 11/23/05 NV5F30000102: RBIF-P&R DOM BND IDX	112.9997 112.9997	22,682.60 22,682.60	22,599.94 22,599.94	0.02	-82.66 -82.66
45,000.000 AMGEN INC SR NT 031162AV2 5.850% 06/01/2017 DD 12/01/07 NV5F30000102: RBIF-P&R DOM BND IDX	115.3560 115.3560	51,867.00 51,867.00	51,910.20 51,910.20	0.05	43.20 43.20
45,000.000 ANHEUSER-BUSCH INBEV WORLDWIDE 03523TAN8 5.375% 01/15/2020 DD 10/16/09 NV5F30000102: RBIF-P&R DOM BND IDX	109.9332 109.9332	50,471.10 50,471.10	49,469.94 49,469.94	0.04	-1,001.16 -1,001.16
35,000.000 WELLPOINT INC 03674BAC8 6.800% 08/01/2012 DD 07/31/02 NV5F30000102: RBIF-P&R DOM BND IDX	107.0319 107.0319	38,026.45 38,026.45	37,461.17 37,461.17	0.03	-565.28 -565.28
50,000.000 ARCELORMITTAL 03938LAC8 5.375% 06/01/2013 DD 05/27/08 NV5F30000102: RBIF-P&R DOM BND IDX	106.9451 106.9451	53,138.00 53,138.00	53,472.55 53,472.55	0.05	334.55 334.55
35,000.000 ARCELORMITTAL 03938LAF1 6.125% 06/01/2018 DD 05/27/08 NV5F30000102: RBIF-P&R DOM BND IDX	108.1949 108.1949	37,363.90 37,363.90	37,868.22 37,868.22	0.03	504.32 504.32
65,000.000 ASTRAZENECA PLC 046353AC2 5.400% 09/15/2012 DD 09/12/07 NV5F30000102: RBIF-P&R DOM BND IDX	106.4626 106.4626	69,256.20 69,256.20	69,200.69 69,200.69	0.06	-55.51 -55.51
15,000.000 ASTRAZENECA PLC 046353AD0 6.450% 09/15/2037 DD 09/12/07 NV5F30000102: RBIF-P&R DOM BND IDX	115.4567 115.4567	17,713.35 17,713.35	17,318.51 17,318.51	0.02	-394.84 -394.84
40,000.000 BHP BILLITON FINANCE USA LTD 055451AB4 5.250% 12/15/2015 DD 12/12/05 NV5F30000102: RBIF-P&R DOM BND IDX	112.4541 112.4541	45,663.60 45,663.60	44,981.64 44,981.64	0.04	-681.96 -681.96
135,000.000 BANK OF AMERICA CORP 06051GDX4 5.650% 05/01/2018 DD 05/02/08 NV5F30000102: RBIF-P&R DOM BND IDX	106.5049 106.5049	139,410.45 139,410.45	143,781.62 143,781.62	0.13	4,371.17 4,371.17

Asset Detail - By Asset type

BNY MELLON


Base Currency : USD

TOTAL RBIF RET SYS - NV5G0000000

4/30/2011

Status : FINAL

Shares/Par Security ID Description Link Ref	Price Local/Base	Cost Local/Base	Market Value Local/Base	Percent Of Total	Net Unrealized Gain/Loss Local/Base
100,000.000 BANK OF AMERICA CORP 06051GDY2 7.375% 05/15/2014 DD 05/13/09 NV5F30000102: RBIF-P&R DOM BND IDX	113.9924	113,634.00	113,992.40	0.10	358.40
30,000.000 BARCLAYS BANK PLC 06739GBP3 5.140% 10/14/2020 DD 10/14/10 NV5F30000102: RBIF-P&R DOM BND IDX	97.2502	27,541.20	29,175.06	0.03	1,633.86
60,000.000 BERKSHIRE HATHAWAY INC 084670AV0 3.200% 02/11/2015 DD 02/11/10 NV5F30000102: RBIF-P&R DOM BND IDX	104.1740	62,061.00	62,504.40	0.06	443.40
35,000.000 BOSTON PROPERTIES LP 10112RAQ7 5.875% 10/15/2019 DD 10/09/09 NV5F30000102: RBIF-P&R DOM BND IDX	109.9673	37,988.30	38,488.56	0.03	500.26
70,000.000 BRAZIL FEDERATIVE US & GLOBAL 105756AE0 10.125% 05/15/2027 DD 06/09/97 NV5F30000102: RBIF-P&R DOM BND IDX	151.5000	109,607.00	106,050.00	0.10	-3,557.00
25,000.000 BRITISH TELECOMMUNICATIONS PLC 111021AE1 9.875% 12/15/2030 DD 12/12/00 NV5F30000102: RBIF-P&R DOM BND IDX	141.0891	35,406.75	35,272.28	0.03	-134.47
40,000.000 CVS CAREMARK CORP 126650BH2 5.750% 06/01/2017 DD 05/25/07 NV5F30000102: RBIF-P&R DOM BND IDX	111.8648	45,928.40	44,745.92	0.04	-1,182.48
165,000.000 CALIFORNIA ST 13063A5G5 7.550% 04/01/2039 DD 04/28/09 NV5F30000102: RBIF-P&R DOM BND IDX	113.4350	172,999.45	187,167.75	0.17	14,168.30
55,000.000 CANADA GOVERNMENT INTERNATIONA 135087ZA5 2.375% 09/10/2014 DD 09/10/09 NV5F30000102: RBIF-P&R DOM BND IDX	103.5287	56,569.15	56,940.79	0.05	371.64
15,000.000 CAPITAL ONE CAPITAL III 14042BAA4 7.686% 08/15/2036 DD 08/01/06 NV5F30000102: RBIF-P&R DOM BND IDX	103.0000	15,049.35	15,450.00	0.01	400.65

 BNY MELLON TOTAL RBIF RET SYS - NV5G00000000	Asset Detail - By Asset type			Report ID : IACS0005
	4/30/2011	Base Currency : USD		
		Status : FINAL		

Shares/Par Security ID Description Link Ref	Price Local/Base	Cost Local/Base	Market Value Local/Base	Percent Of Total	Net Unrealized Gain/Loss Local/Base
90,000.000 CATERPILLAR FINANCIAL SERVICES 14912L4F5 6.125% 02/17/2014 DD 02/12/09 NV5F30000102: RBIF-P&R DOM BND IDX	112.9867 112.9867	102,441.15 102,441.15	101,688.03 101,688.03	0.09	-753.12 -753.12
25,000.000 CHEVRON CORP 166751AH0 3.950% 03/03/2014 DD 03/03/09 NV5F30000102: RBIF-P&R DOM BND IDX	107.5758 107.5758	26,942.25 26,942.25	26,893.95 26,893.95	0.02	-48.30 -48.30
140,000.000 CITIGROUP INC 172967EM9 6.125% 11/21/2017 DD 11/21/07 NV5F30000102: RBIF-P&R DOM BND IDX	110.8799 110.8799	153,834.90 153,834.90	155,231.86 155,231.86	0.14	1,396.96 1,396.96
35,000.000 CITIGROUP INC 172967EQ0 5.500% 04/11/2013 DD 04/11/08 NV5F30000102: RBIF-P&R DOM BND IDX	107.0469 107.0469	37,545.20 37,545.20	37,466.42 37,466.42	0.03	-78.78 -78.78
40,000.000 CITIGROUP INC 172967EV9 8.500% 05/22/2019 DD 05/22/09 NV5F30000102: RBIF-P&R DOM BND IDX	124.5979 124.5979	50,006.80 50,006.80	49,839.16 49,839.16	0.05	-167.64 -167.64
257,000.000 CITIGROUP INC 17313UAE9 2.125% 04/30/2012 DD 01/30/09 NV5F30000102: RBIF-P&R DOM BND IDX	101.7944 101.7944	262,791.38 262,791.38	261,611.61 261,611.61	0.24	-1,179.77 -1,179.77
30,000.000 COMCAST CORP 20030NAM3 6.450% 03/15/2037 DD 03/02/06 NV5F30000102: RBIF-P&R DOM BND IDX	106.1517 106.1517	32,538.00 32,538.00	31,845.51 31,845.51	0.03	-692.49 -692.49
55,000.000 CONOCOPHILLIPS 20825CAQ7 6.500% 02/01/2039 DD 02/03/09 NV5F30000102: RBIF-P&R DOM BND IDX	116.8390 116.8390	64,861.30 64,861.30	64,261.45 64,261.45	0.06	-599.85 -599.85
30,000.000 CONOCOPHILLIPS 20825CAR5 5.750% 02/01/2019 DD 02/03/09 NV5F30000102: RBIF-P&R DOM BND IDX	114.6473 114.6473	35,398.20 35,398.20	34,394.19 34,394.19	0.03	-1,004.01 -1,004.01
45,000.000 CONOCOPHILLIPS CANADA FUNDING 20825TAA5 5.625% 10/15/2016 DD 10/13/06 NV5F30000102: RBIF-P&R DOM BND IDX	114.7961 114.7961	51,772.95 51,772.95	51,658.25 51,658.25	0.05	-114.70 -114.70

Asset Detail - By Asset type

BNY MELLON


TOTAL RBIF RET SYS - NV5G00000000

4/30/2011

Base Currency : USD

Status : FINAL

Shares/Par Security ID Description Link Ref	Price Local/Base	Cost Local/Base	Market Value Local/Base	Percent Of Total	Net Unrealized Gain/Loss Local/Base
15,000.000 CONOCOPHILLIPS HOLDING CO 208251AE8 6.950% 04/15/2029 DD 04/20/99 NV5F30000102: RBIF-P&R DOM BND IDX	121.0472 121.0472	17,950.50 17,950.50	18,157.08 18,157.08	0.02	206.58 206.58
30,000.000 COX COMMUNICATIONS INC 224044BM8 5.450% 12/15/2014 DD 12/15/04 NV5F30000102: RBIF-P&R DOM BND IDX	111.4580 111.4580	33,660.60 33,660.60	33,437.40 33,437.40	0.03	-223.20 -223.20
40,000.000 CREDIT SUISSE/NEW YORK NY 22541HCC4 6.000% 02/15/2018 DD 02/19/08 NV5F30000102: RBIF-P&R DOM BND IDX	108.4661 108.4661	44,138.00 44,138.00	43,386.44 43,386.44	0.04	-751.56 -751.56
35,000.000 DAIMLER FINANCE NORTH AMERICA 233835AW7 6.500% 11/15/2013 DD 11/06/03 NV5F30000102: RBIF-P&R DOM BND IDX	111.9513 111.9513	39,976.65 39,976.65	39,182.96 39,182.96	0.04	-793.69 -793.69
40,000.000 DEERE & CO 244199BB0 6.950% 04/25/2014 DD 04/17/02 NV5F30000102: RBIF-P&R DOM BND IDX	116.1281 116.1281	47,264.80 47,264.80	46,451.24 46,451.24	0.04	-813.56 -813.56
95,000.000 DEUTSCHE BK FINL LLC MTN 144A 2515E0AA7 5.375% 03/02/2015 DD 02/21/03 NV5F30000102: RBIF-P&R DOM BND IDX	107.7393 107.7393	102,206.85 102,206.85	102,352.34 102,352.34	0.09	145.49 145.49
25,000.000 DEUTSCHE TELEKOM INTL FIN BV 25156PAC7 STEP 06/15/2030 DD 07/06/00 NV5F30000102: RBIF-P&R DOM BND IDX	134.5219 134.5219	32,789.75 32,789.75	33,630.48 33,630.48	0.03	840.73 840.73
45,000.000 DEUTSCHE TELEKOM INTL FIN BV 25156PAF0 5.250% 07/22/2013 DD 07/22/03 NV5F30000102: RBIF-P&R DOM BND IDX	108.2051 108.2051	49,262.85 49,262.85	48,692.30 48,692.30	0.04	-570.55 -570.55
35,000.000 DEVON FINANCING CORP ULC 25179SAD2 7.875% 09/30/2031 DD 10/03/01 NV5F30000102: RBIF-P&R DOM BND IDX	130.5220 130.5220	45,540.95 45,540.95	45,682.70 45,682.70	0.04	141.75 141.75
60,000.000 DOW CHEMICAL CO/THE 260543BX0 8.550% 05/15/2019 DD 05/13/09 NV5F30000102: RBIF-P&R DOM BND IDX	128.2091 128.2091	75,732.00 75,732.00	76,925.46 76,925.46	0.07	1,193.46 1,193.46

 BNY MELLON TOTAL RBIF RET SYS - NV5G00000000	Asset Detail - By Asset type			Report ID : IACS0005	
	4/30/2011			Base Currency : USD	
				Status : FINAL	

Shares/Par Security ID Description Link Ref	Price Local/Base	Cost Local/Base	Market Value Local/Base	Percent Of Total	Net Unrealized Gain/Loss Local/Base
30,000.000 DR PEPPER SNAPPLE GROUP INC 26138EAH2 6.820% 05/01/2018 DD 11/01/08 NV5F30000102: RBIF-P&R DOM BND IDX	117.0933 117.0933	36,159.90 36,159.90	35,128.00 35,128.00	0.03	-1,031.90 -1,031.90
45,000.000 SPECTRA ENERGY CAPITAL LLC 26439RAJ5 6.250% 02/15/2013 DD 02/15/02 NV5F30000102: RBIF-P&R DOM BND IDX	108.3324 108.3324	49,184.55 49,184.55	48,749.58 48,749.58	0.04	-434.97 -434.97
49,000.000 EKSPORTFINANS ASA 28264QGC2 5.500% 06/26/2017 DD 06/26/07 NV5F30000102: RBIF-P&R DOM BND IDX	113.8391 113.8391	56,573.93 56,573.93	55,781.16 55,781.16	0.05	-792.77 -792.77
35,000.000 ENCANA HOLDINGS FINANCE CORP 292506AA0 5.800% 05/01/2014 DD 05/13/04 NV5F30000102: RBIF-P&R DOM BND IDX	111.6147 111.6147	39,441.50 39,441.50	39,065.15 39,065.15	0.04	-376.35 -376.35
30,000.000 ENERGY TRANSFER PARTNERS LP 29273RAM1 9.000% 04/15/2019 DD 04/07/09 NV5F30000102: RBIF-P&R DOM BND IDX	127.5740 127.5740	37,898.70 37,898.70	38,272.20 38,272.20	0.03	373.50 373.50
30,000.000 ENTERPRISE PRODUCTS OPERATING 293791AF6 6.875% 03/01/2033 DD 02/14/03 NV5F30000102: RBIF-P&R DOM BND IDX	111.3420 111.3420	32,825.10 32,825.10	33,402.60 33,402.60	0.03	577.50 577.50
155,000.000 EUROPEAN INVESTMENT BANK 298785FC5 1.625% 03/15/2013 DD 02/02/10 NV5F30000102: RBIF-P&R DOM BND IDX	101.7788 101.7788	157,491.15 157,491.15	157,757.14 157,757.14	0.14	265.99 265.99
30,000.000 EXELON GENERATION CO LLC 30161MAG8 6.250% 10/01/2039 DD 09/23/09 NV5F30000102: RBIF-P&R DOM BND IDX	101.4766 101.4766	30,793.80 30,793.80	30,442.98 30,442.98	0.03	-350.82 -350.82
75,000.000 EXPORT DEV CDA USD BD 30216BAZ5 4.500% 10/25/2012 DD 10/25/07 NV5F30000102: RBIF-P&R DOM BND IDX	105.9579 105.9579	80,332.50 80,332.50	79,468.43 79,468.43	0.07	-864.07 -864.07
65,000.000 FPL GROUP CAPITAL INC 302570BC9 7.875% 12/15/2015 DD 12/12/08 NV5F30000102: RBIF-P&R DOM BND IDX	119.7342 119.7342	78,281.45 78,281.45	77,827.23 77,827.23	0.07	-454.22 -454.22

Asset Detail - By Asset type

BNY MELLON


TOTAL RBIF RET SYS - NV5G00000000

4/30/2011

Base Currency : USD

Status : FINAL

Shares/Par	Security ID Description	Price	Cost	Market Value	Percent Of	Net Unrealized
	Link Ref	Local/Base	Local/Base	Local/Base	Total	Gain/Loss
						Local/Base
188,506.960	FHLMC POOL #G1-3379	106.7721	199,081.03	201,272.81		2,191.78
3128MB6Q5	5.000% 12/01/2023 DD 12/01/08	106.7721	199,081.03	201,272.81	0.18	2,191.78
	NV5F30000102: RBIF-P&R DOM BND IDX					
146,619.020	FHLMC POOL #G1-4045	101.4364	147,466.67	148,725.09		1,258.42
3128MCWE1	3.500% 02/01/2026 DD 01/01/11	101.4364	147,466.67	148,725.09	0.13	1,258.42
	NV5F30000102: RBIF-P&R DOM BND IDX					
378,999.270	FHLMC POOL #G0-8348	105.6029	397,462.96	400,234.24		2,771.28
3128MJL65	5.000% 06/01/2039 DD 06/01/09	105.6029	397,462.96	400,234.24	0.36	2,771.28
	NV5F30000102: RBIF-P&R DOM BND IDX					
361,416.650	FHLMC POOL #G1-8317	105.5097	379,543.96	381,329.62		1,785.66
3128MMK77	4.500% 07/01/2024 DD 07/01/09	105.5097	379,543.96	381,329.62	0.34	1,785.66
	NV5F30000102: RBIF-P&R DOM BND IDX					
265,885.820	FHLMC POOL #G0-3432	107.6223	283,803.02	286,152.44		2,349.42
3128M5ED8	5.500% 11/01/2037 DD 10/01/07	107.6223	283,803.02	286,152.44	0.26	2,349.42
	NV5F30000102: RBIF-P&R DOM BND IDX					
560,782.950	FHLMC POOL #G0-6087	105.5404	593,027.97	591,852.59		-1,175.38
3128M8CY8	5.000% 09/01/2040 DD 11/01/10	105.5404	593,027.97	591,852.59	0.54	-1,175.38
	NV5F30000102: RBIF-P&R DOM BND IDX					
197,851.420	FHLMC POOL #C9-1355	104.2516	205,023.53	206,263.31		1,239.78
3128P7QG1	4.500% 01/01/2031 DD 01/01/11	104.2516	205,023.53	206,263.31	0.19	1,239.78
	NV5F30000102: RBIF-P&R DOM BND IDX					
395,160.460	FHLMC POOL #A8-9729	99.7398	400,902.64	394,132.13		-6,770.51
312936Y27	4.000% 11/01/2039 DD 11/01/09	99.7398	400,902.64	394,132.13	0.36	-6,770.51
	NV5F30000102: RBIF-P&R DOM BND IDX					
250,205.050	FHLMC POOL #E0-2697	103.8287	259,040.42	259,784.56		744.14
31294L7J6	4.000% 06/01/2025 DD 06/01/10	103.8287	259,040.42	259,784.56	0.23	744.14
	NV5F30000102: RBIF-P&R DOM BND IDX					
695,572.250	FHLMC POOL #A9-6413	99.4898	684,566.49	692,023.22		7,456.73
312945DS4	4.000% 01/01/2041 DD 01/01/11	99.4898	684,566.49	692,023.22	0.63	7,456.73
	NV5F30000102: RBIF-P&R DOM BND IDX					

 BNY MELLON TOTAL RBIF RET SYS - NV5G00000000	Asset Detail - By Asset type		Report ID : IACS0005	
	4/30/2011		Base Currency : USD	
			Status : FINAL	

Shares/Par Security ID Description Link Ref	Price Local/Base	Cost Local/Base	Market Value Local/Base	Percent Of Total	Net Unrealized Gain/Loss Local/Base
85,000.000 FEDERAL HOME LN MTG CORP 3134A4AA2 6.750% 03/15/2031 DD 10/25/00 NV5F30000102: RBIF-P&R DOM BND IDX	128.5641	110,242.55	109,279.49	0.10	-963.06
238,000.000 FEDERAL NATL MTG ASSN 31359MS61 5.375% 07/15/2016 DD 06/15/06 NV5F30000102: RBIF-P&R DOM BND IDX	115.3071	277,931.36	274,430.90	0.25	-3,500.46
490,000.000 FEDERAL NATL MTG ASSN 31359MTG8 4.625% 10/15/2013 DD 09/26/03 NV5F30000102: RBIF-P&R DOM BND IDX	108.9416	535,874.89	533,813.84	0.48	-2,061.05
210,000.000 FEDERAL HOME LN MTG CORP 3137EACA5 3.750% 03/27/2019 DD 03/27/09 NV5F30000102: RBIF-P&R DOM BND IDX	104.7900	221,794.56	220,059.00	0.20	-1,735.56
565,000.000 FEDERAL HOME LN MTG CORP 3137EACE7 2.125% 09/21/2012 DD 08/06/09 NV5F30000102: RBIF-P&R DOM BND IDX	102.2926	579,502.78	577,953.19	0.52	-1,549.59
100,438.100 FNMA POOL #0254766 31371K6B2 5.000% 06/01/2033 DD 05/01/03 NV5F30000102: RBIF-P&R DOM BND IDX	106.1468	106,966.58	106,611.82	0.10	-354.76
342,110.950 FNMA POOL #0AH0969 3138A2CF4 3.500% 12/01/2025 DD 12/01/10 NV5F30000102: RBIF-P&R DOM BND IDX	101.3583	343,073.14	346,757.82	0.31	3,684.68
208,000.000 FEDERAL NATL MTG ASSN 31398AUJ9 2.875% 12/11/2013 DD 12/11/08 NV5F30000102: RBIF-P&R DOM BND IDX	104.8539	219,278.60	218,096.11	0.20	-1,182.49
194,000.000 FEDERAL NATL MTG ASSN 31398AZV7 2.625% 11/20/2014 DD 10/26/09 NV5F30000102: RBIF-P&R DOM BND IDX	104.1801	202,801.13	202,109.39	0.18	-691.74
126,824.310 FNMA POOL #0725232 31402CVZ2 5.000% 03/01/2034 DD 02/01/04 NV5F30000102: RBIF-P&R DOM BND IDX	106.2592	135,067.89	134,762.45	0.12	-305.44

Asset Detail - By Asset type

BNY MELLON


Base Currency : USD

TOTAL RBIF RET SYS - NV5G0000000

4/30/2011

Status : FINAL

Shares/Par	Security ID Description	Price	Cost	Market Value	Percent Of	Net Unrealized
	Link Ref	Local/Base	Local/Base	Local/Base	Total	Gain/Loss
						Local/Base
430,920.190	FNMA POOL #0725425	108.5198	466,471.11	467,633.77		1,162.66
	31402C4J8 5.500% 04/01/2034 DD 04/01/04	108.5198	466,471.11	467,633.77	0.42	1,162.66
	NV5F30000102: RBIF-P&R DOM BND IDX					
577,019.450	FNMA POOL #0725704	110.3761	639,589.99	636,891.44		-2,698.55
	31402DGM6 6.000% 08/01/2034 DD 07/01/04	110.3761	639,589.99	636,891.44	0.58	-2,698.55
	NV5F30000102: RBIF-P&R DOM BND IDX					
561,628.680	FNMA POOL #0745418	107.9800	604,101.84	606,446.65		2,344.81
	31403DDX4 5.500% 04/01/2036 DD 03/01/06	107.9800	604,101.84	606,446.65	0.55	2,344.81
	NV5F30000102: RBIF-P&R DOM BND IDX					
118,825.320	FNMA POOL #0745525	108.5690	128,702.67	129,007.42		304.75
	31403DHA0 5.500% 05/01/2021 DD 04/01/06	108.5690	128,702.67	129,007.42	0.12	304.75
	NV5F30000102: RBIF-P&R DOM BND IDX					
332,964.770	FNMA POOL #0908600	112.5948	369,590.90	374,901.11		5,310.21
	31411HNR7 6.500% 02/01/2037 DD 02/01/07	112.5948	369,590.90	374,901.11	0.34	5,310.21
	NV5F30000102: RBIF-P&R DOM BND IDX					
353,398.970	FNMA POOL #0AB1387	103.0329	367,921.46	364,117.07		-3,804.39
	31416WRH7 4.500% 08/01/2040 DD 07/01/10	103.0329	367,921.46	364,117.07	0.33	-3,804.39
	NV5F30000102: RBIF-P&R DOM BND IDX					
467,870.530	FNMA POOL #0AB1389	103.0329	477,449.49	482,060.39		4,610.90
	31416WRK0 4.500% 08/01/2040 DD 07/01/10	103.0329	477,449.49	482,060.39	0.44	4,610.90
	NV5F30000102: RBIF-P&R DOM BND IDX					
654,658.020	FNMA POOL #0AC8512	103.0641	682,071.82	674,717.47		-7,354.35
	31417VN66 4.500% 12/01/2039 DD 12/01/09	103.0641	682,071.82	674,717.47	0.61	-7,354.35
	NV5F30000102: RBIF-P&R DOM BND IDX					
241,325.340	FNMA POOL #0MA0574	103.8287	248,225.73	250,564.88		2,339.15
	31417YT80 4.000% 10/01/2025 DD 10/01/10	103.8287	248,225.73	250,564.88	0.23	2,339.15
	NV5F30000102: RBIF-P&R DOM BND IDX					
241,926.290	FNMA POOL #0AD0022	109.4698	262,527.83	264,836.29		2,308.46
	31418MAY8 6.000% 06/01/2039 DD 07/01/09	109.4698	262,527.83	264,836.29	0.24	2,308.46
	NV5F30000102: RBIF-P&R DOM BND IDX					

 BNY MELLON TOTAL RBIF RET SYS - NV5G00000000	Asset Detail - By Asset type			Report ID : IACS0005	
	4/30/2011			Base Currency : USD	
				Status : FINAL	

Shares/Par Security ID Description Link Ref	Price Local/Base	Cost Local/Base	Market Value Local/Base	Percent Of Total	Net Unrealized Gain/Loss Local/Base
269,267.080 FNMA POOL #0AD9810 31418X3U0 5.000% 07/01/2040 DD 07/01/10 NV5F30000102: RBIF-P&R DOM BND IDX	105.7279	282,688.36	284,690.47	0.26	2,002.11
321,308.950 FNMA POOL #0AE0888 31419A7A9 VAR RT 02/01/2041 DD 01/01/11 NV5F30000102: RBIF-P&R DOM BND IDX	104.0017	334,424.88	334,166.92	0.30	-257.96
25,000.000 FEDEX CORP 31428XAR7 8.000% 01/15/2019 DD 01/16/09 NV5F30000102: RBIF-P&R DOM BND IDX	124.9186	31,787.50	31,229.65	0.03	-557.85
35,000.000 FIRSTENERGY CORP 337932AC1 7.375% 11/15/2031 DD 11/15/01 NV5F30000102: RBIF-P&R DOM BND IDX	111.0638	38,178.70	38,872.33	0.04	693.63
479,583.080 GNMA POOL #0729011 3620AF3U9 4.500% 02/15/2040 DD 02/01/10 NV5F30000102: RBIF-P&R DOM BND IDX	104.7902	504,536.40	502,555.97	0.45	-1,980.43
307,455.930 GNMA II POOL #0004560 36202FB54 5.500% 10/20/2039 DD 10/01/09 NV5F30000102: RBIF-P&R DOM BND IDX	108.6205	334,166.17	333,960.28	0.30	-205.89
440,443.010 GNMA II POOL #0004802 36202FKP0 5.000% 09/20/2040 DD 09/01/10 NV5F30000102: RBIF-P&R DOM BND IDX	107.2433	472,099.86	472,345.66	0.43	245.80
310,470.710 GNMA II POOL #0G24834 36202FLP9 4.500% 10/20/2040 DD 10/01/10 NV5F30000102: RBIF-P&R DOM BND IDX	104.5748	322,986.56	324,674.04	0.29	1,687.48
200,000.000 GS MORTGAGE SECURITIES GG4 A4A 36228CVU4 4.751% 07/10/2039 DD 06/01/05 NV5F30000102: RBIF-P&R DOM BND IDX	106.4400	214,156.25	212,880.00	0.19	-1,276.25
291,897.770 GNMA POOL #0783104 36241LNV4 4.000% 09/15/2040 DD 09/01/10 NV5F30000102: RBIF-P&R DOM BND IDX	101.5056	291,441.68	296,292.54	0.27	4,850.86

Asset Detail - By Asset type

BNY MELLON


TOTAL RBIF RET SYS - NV5G00000000

4/30/2011

Base Currency : USD

Status : FINAL

Shares/Par	Security ID Description	Price	Cost	Market Value	Percent Of	Net Unrealized
	Link Ref	Local/Base	Local/Base	Local/Base	Total	Gain/Loss
						Local/Base
200,000.000	GS MORTGAGE SECURITIES GG10 A4 36246LAE1 VAR RT 08/10/2045 DD 07/01/07 NV5F30000102: RBIF-P&R DOM BND IDX	108.6572	208,015.63	217,314.38		9,298.75
		108.6572	208,015.63	217,314.38	0.20	9,298.75
30,000.000	GENERAL ELECTRIC CO 369604BC6 5.250% 12/06/2017 DD 12/06/07 NV5F30000102: RBIF-P&R DOM BND IDX	110.7214	32,678.10	33,216.42		538.32
		110.7214	32,678.10	33,216.42	0.03	538.32
20,000.000	GENERAL ELECTRIC CAPITAL CORP 36962GXZ2 6.750% 03/15/2032 DD 03/20/02 NV5F30000102: RBIF-P&R DOM BND IDX	112.8413	21,850.80	22,568.26		717.46
		112.8413	21,850.80	22,568.26	0.02	717.46
95,000.000	GENERAL ELECTRIC CAPITAL CORP 36962GZY3 5.450% 01/15/2013 DD 12/06/02 NV5F30000102: RBIF-P&R DOM BND IDX	107.0874	101,618.65	101,733.03		114.38
		107.0874	101,618.65	101,733.03	0.09	114.38
75,000.000	GENERAL ELECTRIC CAPITAL CORP 36962G3K8 5.250% 10/19/2012 DD 10/19/07 NV5F30000102: RBIF-P&R DOM BND IDX	106.2037	80,471.25	79,652.78		-818.47
		106.2037	80,471.25	79,652.78	0.07	-818.47
20,000.000	GENERAL ELECTRIC CAPITAL CORP 36962G3P7 5.875% 01/14/2038 DD 01/14/08 NV5F30000102: RBIF-P&R DOM BND IDX	101.1382	19,944.60	20,227.64		283.04
		101.1382	19,944.60	20,227.64	0.02	283.04
40,000.000	GENERAL ELECTRIC CAPITAL CORP 36962G4D3 6.000% 08/07/2019 DD 08/07/09 NV5F30000102: RBIF-P&R DOM BND IDX	111.3484	44,639.60	44,539.36		-100.24
		111.3484	44,639.60	44,539.36	0.04	-100.24
55,000.000	GENERAL ELC CAP CORP 36962G4T8 2.250% 11/09/2015 DD 11/09/10 NV5F30000102: RBIF-P&R DOM BND IDX	98.0265	53,138.80	53,914.58		775.78
		98.0265	53,138.80	53,914.58	0.05	775.78
25,000.000	GLAXOSMITHKLINE CAPITAL INC 377372AD9 5.650% 05/15/2018 DD 05/13/08 NV5F30000102: RBIF-P&R DOM BND IDX	113.4511	29,528.50	28,362.78		-1,165.72
		113.4511	29,528.50	28,362.78	0.03	-1,165.72
30,000.000	GLAXOSMITHKLINE CAPITAL INC 377372AE7 6.375% 05/15/2038 DD 05/13/08 NV5F30000102: RBIF-P&R DOM BND IDX	114.4014	34,671.90	34,320.42		-351.48
		114.4014	34,671.90	34,320.42	0.03	-351.48

 BNY MELLON TOTAL RBIF RET SYS - NV5G00000000	Asset Detail - By Asset type		Report ID : IACS0005
	4/30/2011		Base Currency : USD
			Status : FINAL

Shares/Par Security ID Description Link Ref	Price Local/Base	Cost Local/Base	Market Value Local/Base	Percent Of Total	Net Unrealized Gain/Loss Local/Base
95,000.000 GOLDMAN SACHS GROUP INC/THE 38141GFD1 6.750% 10/01/2037 DD 10/03/07 NV5F30000102: RBIF-P&R DOM BND IDX	103.6437 103.6437	96,810.10 96,810.10	98,461.52 98,461.52	0.09	1,651.42 1,651.42
15,000.000 GOLDMAN SACHS GROUP INC 38141GGM0 6.250% 02/01/2041 DD 01/28/11 NV5F30000102: RBIF-P&R DOM BND IDX	102.5918 102.5918	15,002.25 15,002.25	15,388.77 15,388.77	0.01	386.52 386.52
85,000.000 GOLDMAN SACHS GROUP INC/THE 38143UAB7 5.150% 01/15/2014 DD 01/13/04 NV5F30000102: RBIF-P&R DOM BND IDX	107.9155 107.9155	91,878.20 91,878.20	91,728.18 91,728.18	0.08	-150.02 -150.02
40,000.000 GOLDMAN SACHS GROUP INC/THE 38143YAC7 6.450% 05/01/2036 DD 04/18/06 NV5F30000102: RBIF-P&R DOM BND IDX	100.4933 100.4933	39,306.00 39,306.00	40,197.32 40,197.32	0.04	891.32 891.32
45,000.000 HEWLETT-PACKARD CO 428236AQ6 4.500% 03/01/2013 DD 03/03/08 NV5F30000102: RBIF-P&R DOM BND IDX	106.6402 106.6402	48,422.70 48,422.70	47,988.09 47,988.09	0.04	-434.61 -434.61
40,000.000 HOME DEPOT INC 437076AS1 5.875% 12/16/2036 DD 12/19/06 NV5F30000102: RBIF-P&R DOM BND IDX	101.7926 101.7926	40,604.60 40,604.60	40,717.04 40,717.04	0.04	112.44 112.44
49,000.000 HYDRO-QUEBEC 448814DX8 8.400% 15-JAN-2022 NV5F30000102: RBIF-P&R DOM BND IDX	135.9146 135.9146	67,464.95 67,464.95	66,598.15 66,598.15	0.06	-866.80 -866.80
30,000.000 ILLINOIS ST 452151LE1 4.950% 06/01/2023 DD 06/12/03 NV5F30000102: RBIF-P&R DOM BND IDX	93.7080 93.7080	26,778.30 26,778.30	28,112.40 28,112.40	0.03	1,334.10 1,334.10
56,000.000 INTER-AMERICAN DEVEL BK 4581X0BL1 3.875% 02/14/2020 DD 02/17/10 NV5F30000102: RBIF-P&R DOM BND IDX	104.8137 104.8137	59,198.40 59,198.40	58,695.67 58,695.67	0.05	-502.73 -502.73
175,000.000 INTL BK RECON & DEVELOP 459058AR4 2.375% 05/26/2015 DD 05/26/10 NV5F30000102: RBIF-P&R DOM BND IDX	103.1428 103.1428	179,610.95 179,610.95	180,499.90 180,499.90	0.16	888.95 888.95

Asset Detail - By Asset type

BNY MELLON


TOTAL RBIF RET SYS - NV5G0000000

4/30/2011

Base Currency : USD

Status : FINAL

Shares/Par Security ID Description Link Ref	Price Local/Base	Cost Local/Base	Market Value Local/Base	Percent Of Total	Net Unrealized Gain/Loss Local/Base
25,000.000 INTL BK RECON & DEVELOP 459058AX1 0.800% 07/13/2012 DD 07/15/10 NV5F30000102: RBIF-P&R DOM BND IDX	99.5601 99.5601	25,059.25 25,059.25	24,890.02 24,890.02	0.02	-169.23 -169.23
20,000.000 INTERNATIONAL BUSINESS MACHINE 459200AM3 7.000% 10/30/2025 DD 10/30/95 NV5F30000102: RBIF-P&R DOM BND IDX	124.9358 124.9358	25,709.40 25,709.40	24,987.16 24,987.16	0.02	-722.24 -722.24
35,000.000 INTERNATIONAL BUSINESS MACHINE 459200BA8 4.750% 11/29/2012 DD 11/27/02 NV5F30000102: RBIF-P&R DOM BND IDX	106.2529 106.2529	37,778.30 37,778.30	37,188.52 37,188.52	0.03	-589.78 -589.78
45,000.000 INTERNATIONAL PAPER CO 460146CE1 7.500% 08/15/2021 DD 08/10/09 NV5F30000102: RBIF-P&R DOM BND IDX	119.3608 119.3608	52,758.45 52,758.45	53,712.36 53,712.36	0.05	953.91 953.91
100,000.000 JPMORGAN CHASE & CO 46625HBV1 5.125% 09/15/2014 DD 09/15/04 NV5F30000102: RBIF-P&R DOM BND IDX	108.2054 108.2054	107,624.00 107,624.00	108,205.40 108,205.40	0.10	581.40 581.40
70,000.000 JPMORGAN CHASE & CO 46625HHU7 4.250% 10/15/2020 DD 10/21/10 NV5F30000102: RBIF-P&R DOM BND IDX	97.2309 97.2309	67,598.95 67,598.95	68,061.63 68,061.63	0.06	462.68 462.68
90,000.000 JPMORGAN CHASE & CO 46625HHX1 3.450% 03/01/2016 DD 02/24/11 NV5F30000102: RBIF-P&R DOM BND IDX	101.1576 101.1576	91,168.20 91,168.20	91,041.84 91,041.84	0.08	-126.36 -126.36
210,000.000 JP MORGAN CHASE COMMER LDP7 A4 46628FAF8 VAR RT 04/15/2045 DD 06/01/06 NV5F30000102: RBIF-P&R DOM BND IDX	111.1642 111.1642	230,214.84 230,214.84	233,444.84 233,444.84	0.21	3,230.00 3,230.00
35,000.000 KENTUCKY UTILITIES 491674BF3 5.125% 11/01/2040 DD 11/16/10 NV5F30000102: RBIF-P&R DOM BND IDX	97.7097 97.7097	33,968.90 33,968.90	34,198.40 34,198.40	0.03	229.50 229.50
75,000.000 KOREA ELECTRIC POWER CORP 500631AB2 7.750% 04/01/2013 DD 04/14/93 NV5F30000102: RBIF-P&R DOM BND IDX	110.5258 110.5258	83,931.75 83,931.75	82,894.35 82,894.35	0.07	-1,037.40 -1,037.40

 BNY MELLON TOTAL RBIF RET SYS - NV5G00000000	Asset Detail - By Asset type		Report ID : IACS0005
	4/30/2011	Base Currency : USD	Status : FINAL

Shares/Par Security ID Description Link Ref	Price Local/Base	Cost Local/Base	Market Value Local/Base	Percent Of Total	Net Unrealized Gain/Loss Local/Base
75,000.000 REPUBLIC OF KOREA 50064FAJ3 7.125% 04/16/2019 DD 04/16/09 NV5F30000102: RBIF-P&R DOM BND IDX	118.5018 118.5018	90,473.14 90,473.14	88,876.35 88,876.35	0.08	-1,596.79 -1,596.79
35,000.000 KRAFT FOODS INC 50075NAZ7 6.500% 02/09/2040 DD 02/08/10 NV5F30000102: RBIF-P&R DOM BND IDX	111.5425 111.5425	39,347.00 39,347.00	39,039.88 39,039.88	0.04	-307.12 -307.12
30,000.000 KRAFT FOODS INC 50075NBA1 5.375% 02/10/2020 DD 02/08/10 NV5F30000102: RBIF-P&R DOM BND IDX	108.2314 108.2314	31,694.70 31,694.70	32,469.42 32,469.42	0.03	774.72 774.72
40,000.000 KREDITANSTALT FUER WIEDERAUFBA 500769DP6 4.000% 01/27/2020 DD 01/27/10 NV5F30000102: RBIF-P&R DOM BND IDX	105.1365 105.1365	42,085.20 42,085.20	42,054.60 42,054.60	0.04	-30.60 -30.60
15,000.000 KROGER CO/THE 501044BZ3 7.500% 04/01/2031 DD 05/11/01 NV5F30000102: RBIF-P&R DOM BND IDX	120.7160 120.7160	18,403.50 18,403.50	18,107.40 18,107.40	0.02	-296.10 -296.10
105,000.000 LANDWIRTSCHAFTLICHE RENTENBANK 515110AP9 4.875% 11/16/2015 DD 11/16/05 NV5F30000102: RBIF-P&R DOM BND IDX	111.9163 111.9163	118,449.75 118,449.75	117,512.12 117,512.12	0.11	-937.63 -937.63
55,000.000 LOCKHEED MARTIN CORP 539830AR0 6.150% 09/01/2036 DD 08/30/06 NV5F30000102: RBIF-P&R DOM BND IDX	109.6899 109.6899	60,851.05 60,851.05	60,329.45 60,329.45	0.05	-521.60 -521.60
35,000.000 METLIFE INC 59156RAM0 5.700% 06/15/2035 DD 06/23/05 NV5F30000102: RBIF-P&R DOM BND IDX	101.7885 101.7885	35,350.70 35,350.70	35,625.98 35,625.98	0.03	275.28 275.28
45,000.000 METLIFE INC 59156RAT5 7.717% 02/15/2019 DD 02/15/09 NV5F30000102: RBIF-P&R DOM BND IDX	122.2942 122.2942	55,246.50 55,246.50	55,032.39 55,032.39	0.05	-214.11 -214.11
50,000.000 MEXICO UNITED MEXICAN STS BD 593048BN0 8.125% 12/30/2019 DD 03/30/01 NV5F30000102: RBIF-P&R DOM BND IDX	135.1700 135.1700	65,803.50 65,803.50	67,585.00 67,585.00	0.06	1,781.50 1,781.50

Asset Detail - By Asset type

BNY MELLON


TOTAL RBIF RET SYS - NV5G00000000

4/30/2011

Base Currency : USD

Status : FINAL

Shares/Par Security ID Description Link Ref	Price Local/Base	Cost Local/Base	Market Value Local/Base	Percent Of Total	Net Unrealized Gain/Loss Local/Base
65,000.000 MICROSOFT CORP 594918AG9 1.625% 09/25/2015 DD 09/27/10 NV5F30000102: RBIF-P&R DOM BND IDX	98.4302 98.4302	63,226.15 63,226.15	63,979.63 63,979.63	0.06	753.48 753.48
45,000.000 MIDAMERICAN ENERGY HOLDINGS CO 59562VAR8 6.500% 09/15/2037 DD 08/28/07 NV5F30000102: RBIF-P&R DOM BND IDX	112.0323 112.0323	51,813.00 51,813.00	50,414.54 50,414.54	0.05	-1,398.46 -1,398.46
30,000.000 MORGAN STANLEY 617446HD4 7.250% 04/01/2032 DD 04/03/02 NV5F30000102: RBIF-P&R DOM BND IDX	120.2134 120.2134	34,183.50 34,183.50	36,064.02 36,064.02	0.03	1,880.52 1,880.52
40,000.000 NBC UNIVERSAL INC 62875UAA3 5.150% 04/30/2020 DD 04/30/10 NV5F30000102: RBIF-P&R DOM BND IDX	104.4608 104.4608	42,609.60 42,609.60	41,784.32 41,784.32	0.04	-825.28 -825.28
35,000.000 NBC UNIVERSAL INC 144A 62875UAH8 4.375% 04/01/2021 DD 10/04/10 NV5F30000102: RBIF-P&R DOM BND IDX	97.6000 97.6000	33,668.95 33,668.95	34,160.00 34,160.00	0.03	491.05 491.05
30,000.000 NATIONAL CITY CORP 635405AM5 6.875% 05/15/2019 DD 05/04/99 NV5F30000102: RBIF-P&R DOM BND IDX	114.8100 114.8100	34,599.60 34,599.60	34,443.00 34,443.00	0.03	-156.60 -156.60
45,000.000 NATIONAL GRID PLC 636274AC6 6.300% 08/01/2016 DD 07/24/06 NV5F30000102: RBIF-P&R DOM BND IDX	114.6625 114.6625	52,423.65 52,423.65	51,598.13 51,598.13	0.05	-825.52 -825.52
40,000.000 NATIONAL RURAL UTILITIES COOPE 637432DC6 4.750% 03/01/2014 DD 02/25/04 NV5F30000102: RBIF-P&R DOM BND IDX	108.8820 108.8820	44,004.80 44,004.80	43,552.80 43,552.80	0.04	-452.00 -452.00
25,000.000 NATIONAL RURAL UTILITIES COOPE 637432LR4 10.375% 11/01/2018 DD 10/30/08 NV5F30000102: RBIF-P&R DOM BND IDX	137.8057 137.8057	34,282.00 34,282.00	34,451.43 34,451.43	0.03	169.43 169.43
25,000.000 NEWS AMERICA INC 652482BJ8 6.200% 12/15/2034 DD 12/03/04 NV5F30000102: RBIF-P&R DOM BND IDX	103.2227 103.2227	26,310.50 26,310.50	25,805.68 25,805.68	0.02	-504.82 -504.82

	Asset Detail - By Asset type	Report ID : IACS0005
BNY MELLON		Base Currency : USD
TOTAL RBIF RET SYS - NV5G00000000	4/30/2011	Status : FINAL

Shares/Par Security ID Description Link Ref	Price Local/Base	Cost Local/Base	Market Value Local/Base	Percent Of Total	Net Unrealized Gain/Loss Local/Base
20,000.000 NEXEN INC 65334HAG7 6.400% 05/15/2037 DD 05/04/07 NV5F30000102: RBIF-P&R DOM BND IDX	102.7089	21,544.00	20,541.78	0.02	-1,002.22
60,000.000 NISOURCE FINANCE CORP 65473QAS2 6.400% 03/15/2018 DD 08/31/07 NV5F30000102: RBIF-P&R DOM BND IDX	112.9458	67,515.00	67,767.48	0.06	252.48
25,000.000 NOMURA HOLDINGS INC 65535HAB5 6.700% 03/04/2020 DD 03/04/10 NV5F30000102: RBIF-P&R DOM BND IDX	108.2467	26,720.25	27,061.68	0.02	341.43
60,000.000 NOVARTIS CAPITAL CORP 66989HAC2 2.900% 04/24/2015 DD 03/16/10 NV5F30000102: RBIF-P&R DOM BND IDX	103.3618	61,573.80	62,017.08	0.06	443.28
56,000.000 PROVINCE OF ONTARIO CANADA 6832348K7 4.400% 04/14/2020 DD 04/14/10 NV5F30000102: RBIF-P&R DOM BND IDX	105.3107	60,122.64	58,973.99	0.05	-1,148.65
45,000.000 ORACLE CORP 68389XAC9 5.750% 04/15/2018 DD 04/09/08 NV5F30000102: RBIF-P&R DOM BND IDX	113.7835	52,056.45	51,202.58	0.05	-853.87
40,000.000 ORACLE CORP 68389XAL9 5.375% 07/15/2040 DD 07/19/10 NV5F30000102: RBIF-P&R DOM BND IDX	99.9183	39,668.65	39,967.32	0.04	298.67
80,000.000 PACIFIC GAS & ELECTRIC CO 694308GD3 4.800% 03/01/2014 DD 03/23/04 NV5F30000102: RBIF-P&R DOM BND IDX	108.3543	87,008.80	86,683.44	0.08	-325.36
40,000.000 PACIFIC GAS & ELECTRIC CO 694308GE1 6.050% 03/01/2034 DD 03/23/04 NV5F30000102: RBIF-P&R DOM BND IDX	106.1624	43,858.80	42,464.96	0.04	-1,393.84
30,000.000 PEPSICO INC/DE 713409AC4 7.000% 03/01/2029 DD 03/08/99 NV5F30000102: RBIF-P&R DOM BND IDX	125.1766	36,557.10	37,552.98	0.03	995.88

Asset Detail - By Asset type

BNY MELLON

TOTAL RBIF RET SYS - NV5G00000000

4/30/2011

Base Currency : USD

Status : FINAL

Shares/Par Security ID Description Link Ref	Price Local/Base	Cost Local/Base	Market Value Local/Base	Percent Of Total	Net Unrealized Gain/Loss Local/Base
25,000.000 PETROBRAS INTL FIN CO 71645WAS0 6.750% 01/27/2041 DD 01/27/11 NV5F30000102: RBIF-P&R DOM BND IDX	104.0827 104.0827	25,733.50 25,733.50	26,020.68 26,020.68	0.02	287.18 287.18
20,000.000 PFIZER INC 717081CY7 7.200% 03/15/2039 DD 03/24/09 NV5F30000102: RBIF-P&R DOM BND IDX	126.2845 126.2845	26,137.20 26,137.20	25,256.90 25,256.90	0.02	-880.30 -880.30
35,000.000 PFIZER INC NT 717081DB6 6.200% 03/15/2019 DD 03/24/09 NV5F30000102: RBIF-P&R DOM BND IDX	116.5759 116.5759	42,653.45 42,653.45	40,801.57 40,801.57	0.04	-1,851.88 -1,851.88
40,000.000 PHILIP MORRIS INTERNATIONAL IN 718172AB5 4.875% 05/16/2013 DD 05/16/08 NV5F30000102: RBIF-P&R DOM BND IDX	107.4245 107.4245	43,684.80 43,684.80	42,969.80 42,969.80	0.04	-715.00 -715.00
35,000.000 PRINCIPAL LIFE INCOME FUNDING 74254PAK8 5.100% 04/15/2014 DD 04/16/04 NV5F30000102: RBIF-P&R DOM BND IDX	108.7797 108.7797	38,067.40 38,067.40	38,072.90 38,072.90	0.03	5.50 5.50
25,000.000 PROCTER & GAMBLE CO/THE 742718BZ1 4.850% 12/15/2015 DD 11/25/03 NV5F30000102: RBIF-P&R DOM BND IDX	111.5796 111.5796	28,534.25 28,534.25	27,894.90 27,894.90	0.03	-639.35 -639.35
15,000.000 PROCTER & GAMBLE CO/THE 742718DF3 5.550% 03/05/2037 DD 03/05/07 NV5F30000102: RBIF-P&R DOM BND IDX	109.1498 109.1498	16,446.60 16,446.60	16,372.47 16,372.47	0.01	-74.13 -74.13
42,000.000 PROV OF QUEBEC 748148QR7 7.500% 15-SEP-2029 NT NV5F30000102: RBIF-P&R DOM BND IDX	135.5504 135.5504	58,759.44 58,759.44	56,931.17 56,931.17	0.05	-1,828.27 -1,828.27
30,000.000 RAYTHEON CO 755111AU5 6.400% 12/15/2018 DD 06/15/99 NV5F30000102: RBIF-P&R DOM BND IDX	117.8619 117.8619	35,994.30 35,994.30	35,358.57 35,358.57	0.03	-635.73 -635.73
55,000.000 SANOFI-AVENTIS 80105NAG0 4.000% 03/29/2021 DD 03/29/11 NV5F30000102: RBIF-P&R DOM BND IDX	99.5358 99.5358	54,740.40 54,740.40	54,744.69 54,744.69	0.05	4.29 4.29

Asset Detail - By Asset type

Report ID : IACS0005

BNY MELLON

Base Currency : USD

TOTAL RBIF RET SYS - NV5G00000000

4/30/2011

Status : FINAL

Shares/Par Security ID Description Link Ref	Price Local/Base	Cost Local/Base	Market Value Local/Base	Percent Of Total	Net Unrealized Gain/Loss Local/Base
75,000.000 SARA LEE CORP 803111AQ6 3.875% 06/15/2013 DD 06/06/03 NV5F30000102: RBIF-P&R DOM BND IDX	104.4325	78,689.25	78,324.38	0.07	-364.87
20,000.000 SHELL INTERNATIONAL FINANCE BV 822582AD4 6.375% 12/15/2038 DD 12/11/08 NV5F30000102: RBIF-P&R DOM BND IDX	115.9909	23,669.60	23,198.18	0.02	-471.42
65,000.000 SHELL INTERNATIONAL FINANCE BV 822582AL6 1.875% 03/25/2013 DD 03/25/10 NV5F30000102: RBIF-P&R DOM BND IDX	102.2553	66,293.50	66,465.95	0.06	172.45
40,000.000 SIMON PROPERTY GROUP LP 828807BW6 5.250% 12/01/2016 DD 12/12/06 NV5F30000102: RBIF-P&R DOM BND IDX	108.9205	44,129.60	43,568.20	0.04	-561.40
70,000.000 STATOIL ASA 85771SAA4 5.250% 04/15/2019 DD 04/23/09 NV5F30000102: RBIF-P&R DOM BND IDX	110.1737	77,223.40	77,121.59	0.07	-101.81
45,000.000 TELECOM ITALIA CAPITAL SA 87927VAL2 4.950% 09/30/2014 DD 09/30/05 NV5F30000102: RBIF-P&R DOM BND IDX	105.4193	47,185.20	47,438.69	0.04	253.49
20,000.000 TIME WARNER CABLE INC 88732JAG3 5.400% 07/02/2012 DD 07/02/07 NV5F30000102: RBIF-P&R DOM BND IDX	105.2292	21,300.60	21,045.84	0.02	-254.76
30,000.000 TIME WARNER CABLE INC 88732JAU2 6.750% 06/15/2039 DD 06/29/09 NV5F30000102: RBIF-P&R DOM BND IDX	108.6935	33,191.40	32,608.05	0.03	-583.35
100,000.000 US BANK NA/CINCINNATI OH 90333WAC2 4.800% 04/15/2015 DD 04/09/03 NV5F30000102: RBIF-P&R DOM BND IDX	109.0456	108,616.70	109,045.60	0.10	428.90
35,000.000 UNION PACIFIC CORP 907818DA3 5.700% 08/15/2018 DD 02/05/08 NV5F30000102: RBIF-P&R DOM BND IDX	113.4906	39,275.60	39,721.71	0.04	446.11

Asset Detail - By Asset type

BNY MELLON


TOTAL RBIF RET SYS - NV5G00000000

4/30/2011

Base Currency : USD

Status : FINAL

Shares/Par Security ID Description Link Ref	Price Local/Base	Cost Local/Base	Market Value Local/Base	Percent Of Total	Net Unrealized Gain/Loss Local/Base
50,000.000 MEXICO GOVERNMENT INTERNATIONA 91086QAV0 6.050% 01/11/2040 DD 01/11/08 NV5F30000102: RBIF-P&R DOM BND IDX	103.7500 103.7500	51,653.60 51,653.60	51,875.00 51,875.00	0.05	221.40 221.40
30,000.000 UNITED PARCEL SERVICE INC 911312AJ5 6.200% 01/15/2038 DD 01/15/08 NV5F30000102: RBIF-P&R DOM BND IDX	113.7062 113.7062	33,988.00 33,988.00	34,111.86 34,111.86	0.03	123.86 123.86
925,000.000 U S TREASURY BOND 912810EQ7 6.250% 08/15/2023 DD 08/15/93 NV5F30000102: RBIF-P&R DOM BND IDX	125.5781 125.5781	1,200,480.89 1,200,480.89	1,161,597.43 1,161,597.43	1.05	-38,883.46 -38,883.46
70,000.000 U S TREASURY BOND 912810FP8 5.375% 02/15/2031 DD 02/15/01 NV5F30000102: RBIF-P&R DOM BND IDX	116.1875 116.1875	80,082.12 80,082.12	81,331.25 81,331.25	0.07	1,249.13 1,249.13
810,000.000 U S TREASURY BOND 912810QC5 4.500% 08/15/2039 DD 08/15/09 NV5F30000102: RBIF-P&R DOM BND IDX	101.5625 101.5625	850,277.42 850,277.42	822,656.25 822,656.25	0.74	-27,621.17 -27,621.17
154,000.000 U S TREASURY BOND 912810QL5 4.250% 11/15/2040 DD 11/15/10 NV5F30000102: RBIF-P&R DOM BND IDX	97.2188 97.2188	148,127.84 148,127.84	149,716.95 149,716.95	0.14	1,589.11 1,589.11
1,016,000.000 U S TREASURY NOTE 912828DC1 4.250% 11/15/2014 DD 11/15/04 NV5F30000102: RBIF-P&R DOM BND IDX	110.3750 110.3750	1,136,769.38 1,136,769.38	1,121,410.00 1,121,410.00	1.01	-15,359.38 -15,359.38
987,000.000 U S TREASURY NOTE 912828JR2 3.750% 11/15/2018 DD 11/15/08 NV5F30000102: RBIF-P&R DOM BND IDX	106.5510 106.5510	1,078,005.67 1,078,005.67	1,051,658.40 1,051,658.40	0.95	-26,347.27 -26,347.27
1,600,000.000 U S TREASURY NOTE 912828KA7 1.125% 12/15/2011 DD 12/15/08 NV5F30000102: RBIF-P&R DOM BND IDX	100.6055 100.6055	1,612,911.33 1,612,911.33	1,609,688.00 1,609,688.00	1.46	-3,223.33 -3,223.33
1,319,000.000 U S TREASURY NOTE 912828LK4 2.375% 08/31/2014 DD 08/31/09 NV5F30000102: RBIF-P&R DOM BND IDX	103.8516 103.8516	1,380,767.16 1,380,767.16	1,369,802.60 1,369,802.60	1.24	-10,964.56 -10,964.56

	Asset Detail - By Asset type	Report ID : IACS0005
BNY MELLON		Base Currency : USD
TOTAL RBIF RET SYS - NV5G00000000	4/30/2011	Status : FINAL

Shares/Par Security ID Description Link Ref	Price Local/Base	Cost Local/Base	Market Value Local/Base	Percent Of Total	Net Unrealized Gain/Loss Local/Base
873,000.000 U S TREASURY NOTE 912828ME7 2.625% 12/31/2014 DD 12/31/09 NV5F30000102: RBIF-P&R DOM BND IDX	104.5547 104.5547	921,344.44 921,344.44	912,762.53 912,762.53	0.83	-8,581.91 -8,581.91
741,000.000 U S TREASURY NOTE 912828MH0 2.250% 01/31/2015 DD 01/31/10 NV5F30000102: RBIF-P&R DOM BND IDX	103.1016 103.1016	770,638.45 770,638.45	763,982.86 763,982.86	0.69	-6,655.59 -6,655.59
934,000.000 U S TREASURY NOTE 912828MZ0 2.500% 04/30/2015 DD 04/30/10 NV5F30000102: RBIF-P&R DOM BND IDX	103.8594 103.8594	972,471.16 972,471.16	970,046.80 970,046.80	0.88	-2,424.36 -2,424.36
350,000.000 U S TREASURY NOTE 912828PC8 2.625% 11/15/2020 DD 11/15/10 NV5F30000102: RBIF-P&R DOM BND IDX	94.6094 94.6094	330,640.04 330,640.04	331,132.90 331,132.90	0.30	492.86 492.86
1,340,000.000 U S TREASURY NOTE 912828PJ3 1.375% 11/30/2015 DD 11/30/10 NV5F30000102: RBIF-P&R DOM BND IDX	98.1406 98.1406	1,304,550.26 1,304,550.26	1,315,084.04 1,315,084.04	1.19	10,533.78 10,533.78
134,000.000 UNITED STATES TREASURY NOTE BO 912828PV6 0.500% 11/30/2012 DD 11/30/10 NV5F30000102: RBIF-P&R DOM BND IDX	100.1016 100.1016	134,005.60 134,005.60	134,136.14 134,136.14	0.12	130.54 130.54
45,000.000 UNITED TECHNOLOGIES CORP 913017BR9 4.500% 04/15/2020 DD 02/26/10 NV5F30000102: RBIF-P&R DOM BND IDX	105.0303 105.0303	49,284.90 49,284.90	47,263.64 47,263.64	0.04	-2,021.26 -2,021.26
40,000.000 UNITEDHEALTH GROUP INC 91324PAQ5 5.375% 03/15/2016 DD 03/02/06 NV5F30000102: RBIF-P&R DOM BND IDX	110.3300 110.3300	45,194.00 45,194.00	44,132.00 44,132.00	0.04	-1,062.00 -1,062.00
45,000.000 UNITEDHEALTH GROUP INC 91324PBK7 6.875% 02/15/2038 DD 02/07/08 NV5F30000102: RBIF-P&R DOM BND IDX	114.9643 114.9643	51,390.60 51,390.60	51,733.94 51,733.94	0.05	343.34 343.34
90,000.000 VALE OVERSEAS LTD 91911TAH6 6.875% 11/21/2036 DD 11/21/06 NV5F30000102: RBIF-P&R DOM BND IDX	107.3977 107.3977	98,339.00 98,339.00	96,657.93 96,657.93	0.09	-1,681.07 -1,681.07

Asset Detail - By Asset type

BNY MELLON


TOTAL RBIF RET SYS - NV5G00000000

4/30/2011

Base Currency : USD

Status : FINAL

Shares/Par	Security ID Description	Price	Cost	Market Value	Percent Of	Net Unrealized
	Link Ref	Local/Base	Local/Base	Local/Base	Total	Gain/Loss
						Local/Base
30,000.000	VERIZON COMMUNICATIONS INC	129.6815	39,329.10	38,904.45		-424.65
92343VAQ7 8.750%	11/01/2018 DD 11/04/08	129.6815	39,329.10	38,904.45	0.04	-424.65
	NV5F30000102: RBIF-P&R DOM BND IDX					
35,000.000	VERIZON COMMUNICATIONS INC	102.5005	36,883.00	35,875.18		-1,007.82
92344GAX4 5.850%	09/15/2035 DD 09/13/05	102.5005	36,883.00	35,875.18	0.03	-1,007.82
	NV5F30000102: RBIF-P&R DOM BND IDX					
30,000.000	CELLCO PARTNERSHIP / VERIZON W	129.7887	40,556.70	38,936.61		-1,620.09
92344SAK6 8.500%	11/15/2018 DD 05/15/09	129.7887	40,556.70	38,936.61	0.04	-1,620.09
	NV5F30000102: RBIF-P&R DOM BND IDX					
60,000.000	VIACOM INC	114.9297	69,311.50	68,957.82		-353.68
925524BB5 6.250%	04/30/2016 DD 04/12/06	114.9297	69,311.50	68,957.82	0.06	-353.68
	NV5F30000102: RBIF-P&R DOM BND IDX					
45,000.000	VODAFONE GROUP PLC	112.2875	50,258.70	50,529.38		270.68
92857WAP5 5.625%	02/27/2017 DD 02/27/07	112.2875	50,258.70	50,529.38	0.05	270.68
	NV5F30000102: RBIF-P&R DOM BND IDX					
20,000.000	VODAFONE GROUP PLC	109.0565	21,578.80	21,811.30		232.50
92857WAQ3 6.150%	02/27/2037 DD 02/27/07	109.0565	21,578.80	21,811.30	0.02	232.50
	NV5F30000102: RBIF-P&R DOM BND IDX					
95,000.000	WACHOVIA CORP	112.3735	107,019.40	106,754.83		-264.57
929903DT6 5.750%	06/15/2017 DD 06/08/07	112.3735	107,019.40	106,754.83	0.10	-264.57
	NV5F30000102: RBIF-P&R DOM BND IDX					
15,000.000	WAL-MART STORES INC	114.8741	17,212.65	17,231.12		18.47
931142CK7 6.500%	08/15/2037 DD 08/24/07	114.8741	17,212.65	17,231.12	0.02	18.47
	NV5F30000102: RBIF-P&R DOM BND IDX					
35,000.000	WAL-MART STORES INC	110.5262	40,695.55	38,684.17		-2,011.38
931142CM3 6.200%	04/15/2038 DD 04/15/08	110.5262	40,695.55	38,684.17	0.03	-2,011.38
	NV5F30000102: RBIF-P&R DOM BND IDX					
30,000.000	WAL-MART STORES INC	94.7052	28,414.80	28,411.56		-3.24
931142CZ4 3.250%	10/25/2020 DD 10/25/10	94.7052	28,414.80	28,411.56	0.03	-3.24
	NV5F30000102: RBIF-P&R DOM BND IDX					

	Asset Detail - By Asset type	Report ID : IACS0005
BNY MELLON		Base Currency : USD
TOTAL RBIF RET SYS - NV5G00000000	4/30/2011	Status : FINAL

Shares/Par Security ID Description Link Ref	Price Local/Base	Cost Local/Base	Market Value Local/Base	Percent Of Total	Net Unrealized Gain/Loss Local/Base
70,000.000 WALGREEN CO 931422AE9 5.250% 01/15/2019 DD 01/13/09 NV5F30000102: RBIF-P&R DOM BND IDX	111.3628 111.3628	78,339.90 78,339.90	77,953.96 77,953.96	0.07	-385.94 -385.94
30,000.000 WEATHERFORD INTERNATIONAL LTD 947075AF4 9.625% 03/01/2019 DD 01/08/09 NV5F30000102: RBIF-P&R DOM BND IDX	129.6876 129.6876	38,947.80 38,947.80	38,906.28 38,906.28	0.04	-41.52 -41.52
85,000.000 WELLS FARGO & CO 949746NW7 5.250% 10/23/2012 DD 10/23/07 NV5F30000102: RBIF-P&R DOM BND IDX	106.2750 106.2750	90,315.90 90,315.90	90,333.75 90,333.75	0.08	17.85 17.85
80,000.000 WELLS FARGO CAPITAL XIII 94986EAA8 VAR RT 12/31/2049 DD 05/19/08 NV5F30000102: RBIF-P&R DOM BND IDX	103.5500 103.5500	83,605.60 83,605.60	82,840.00 82,840.00	0.07	-765.60 -765.60
20,000.000 WILLIAMS PARTNERS LP 96950FAF1 6.300% 04/15/2040 DD 02/09/10 NV5F30000102: RBIF-P&R DOM BND IDX	106.9839 106.9839	20,904.20 20,904.20	21,396.78 21,396.78	0.02	492.58 492.58
70,000.000 XCEL ENERGY INC 98389BAM2 4.700% 05/15/2020 DD 05/13/10 NV5F30000102: RBIF-P&R DOM BND IDX	104.1288 104.1288	73,344.60 73,344.60	72,890.16 72,890.16	0.07	-454.44 -454.44
35,000.000 XEROX CORP 984121BW2 6.350% 05/15/2018 DD 04/28/08 NV5F30000102: RBIF-P&R DOM BND IDX	113.9681 113.9681	40,641.65 40,641.65	39,888.84 39,888.84	0.04	-752.81 -752.81
TOTAL U.S. DOLLAR FIXED INCOME SECURITIES		34,698,989.39	34,582,111.29		-116,878.10
		34,698,989.39	34,582,111.29	31.28	-116,878.10
TOTAL ASSETS FIXED INCOME SECURITIES		40,539,769.97	40,707,251.79	36.82	167,481.82
PREFERRED SECURITIES					
EURO CURRENCY UNIT					
181.000 RWE AG (NEW) NON VTG PRF NPV ED4769144 NV5F20000102: RBIF-ALLBRSTN INTLEQ	41.2650 61.2208	8,838.36 11,961.64	7,468.97 11,080.96	0.01	-1,369.39 -880.68

Asset Detail - By Asset type

BNY MELLON

Base Currency : USD

TOTAL RBIF RET SYS - NV5G00000000

4/30/2011

Status : FINAL

Shares/Par Security ID Description Link Ref	Price Local/Base	Cost Local/Base	Market Value Local/Base	Percent Of Total	Net Unrealized Gain/Loss Local/Base
209.000 HENKEL AG & CO KGAA NON VTG ED5076705 PEF NPV BR NV5F20000102: RBIF-ALLBRSTN INTLEQ	45.9800 68.2159	9,650.33 12,862.92	9,609.82 14,257.13	0.01	-40.51 1,394.21
271.000 VOLKSWAGEN AG NON VTG PEF NPV ED5497166 NV5F20000102: RBIF-ALLBRSTN INTLEQ	132.9500 197.2446	34,416.22 46,294.96	36,029.45 53,453.29	0.05	1,613.23 7,158.33
267.000 PORSCHE AUTOMOBIL HOLDING SE ED7101063 NON VTG PRF NPV NV5F20000102: RBIF-ALLBRSTN INTLEQ	49.0600 72.7854	13,751.29 18,864.95	13,099.02 19,433.71	0.02	-652.27 568.76
TOTAL EURO CURRENCY UNIT PREFERRED SECURITIES		66,656.20 89,984.47	66,207.26 98,225.09	0.09	-448.94 8,240.62
TOTAL ASSETS PREFERRED SECURITIES		89,984.47	98,225.09	0.09	8,240.62
TOTAL ASSETS		102,330,750.32	110,565,482.26	100.00	8,234,731.94

Retirement Board

George W. Stevens
Chairman
Mark R. Vincent
Vice Chairman

Chris Collins
James Green
Bart T. Mangino
David Olsen
Charles A. Silvestri

Retirement Benefits Investment Board

Executive Staff

Dana K. Bilyeu
Executive Officer

Tina M. Leiss
Operations Officer

Ken Lambert
Investment Officer

Memorandum

To: Retirement Benefits Investment Board

From: Staff

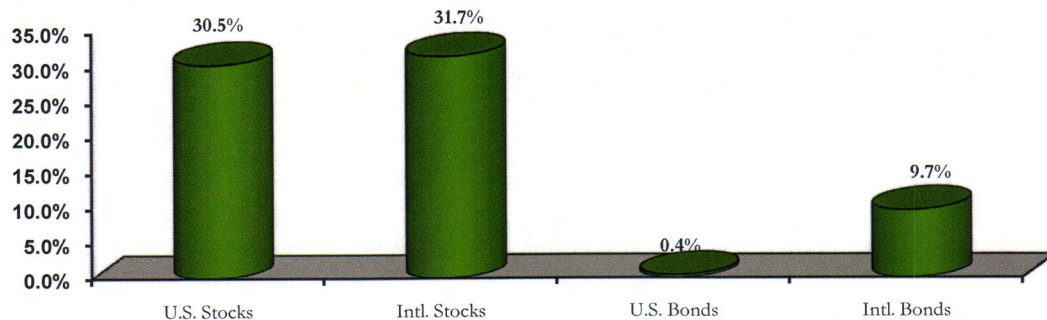
Date: May 9, 2011

Re: 3rd Quarter Fiscal Year 2011 Performance Review

The Retirement Benefits Investment Fund ended the third quarter of fiscal year 2011 with \$102.5 million in assets and a fiscal year to date return of 19.5%. The portfolio ranks in the 43rd percentile versus similar sized pension funds for that same period. As of May 6, 2011, RBIF's fiscal year to date return is 21.4% and assets are \$110 million. This fund is young, so it is difficult to put these returns in perspective. However, using the PERS' fund for comparison, if this portfolio closes the fiscal year at current levels, it will result in the best single year return in the last 25 years.

Returns for the fiscal year to date are positive across all asset classes. Returns from the non-U.S. asset classes were driven by weakness in the U.S. dollar. Asset class returns for the fiscal year to date through March 31 include:

RBIF Asset Class Total Returns Fiscal Year to Date through March 31, 2011



5820 S. Eastern Avenue, Suite 220
Las Vegas, NV 89119
(702) 486-3900
Fax: (702) 678-6934

693 W. Nye Lane
Carson City, NV 89703
(775) 687-4200
Fax: (775) 687-5131

7455 W. Washington Avenue, Suite 150
Las Vegas, NV 89128
(702) 486-3900
Fax: (702) 678-6934

Toll Free: 1-866-473-7768 Website: www.nvpers.org

RBIF's current asset allocation strategy is included below:

